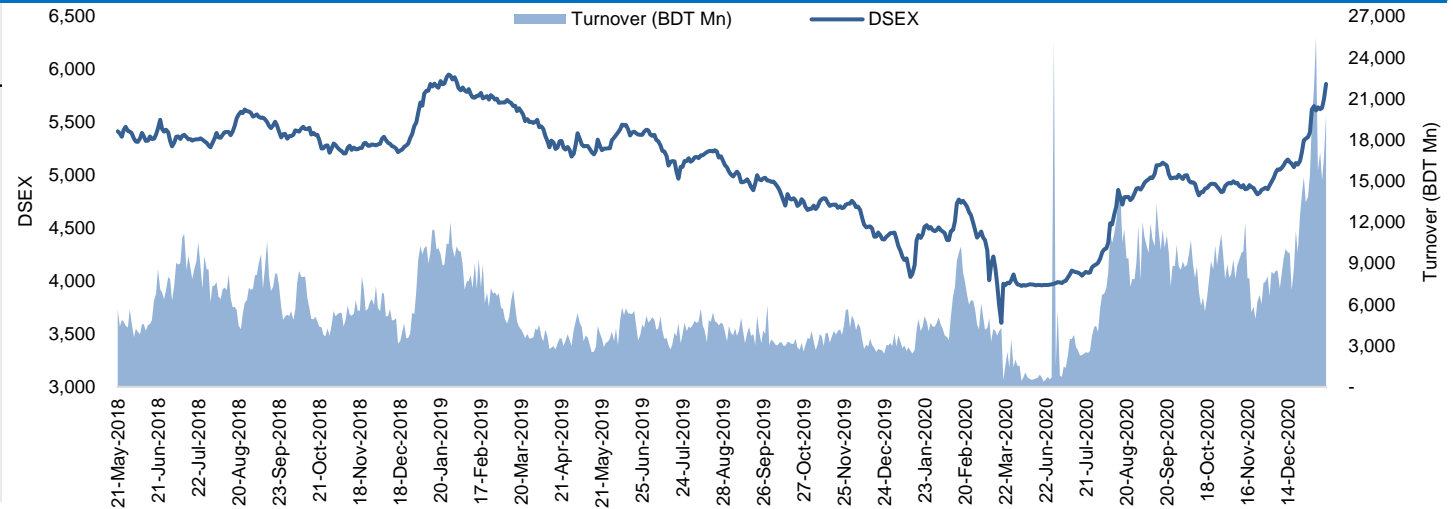


Daily Market Update

The market closed in green today. The benchmark index DSEX (+2.49%) gained 142.27 points and closed at 5,861.02. The blue-chip index DS30 (+3.34%), the Shariah-based index DSES (+1.95%), and the large-cap index CDSET (+3.07%) closed at 2,194.98, 1,322.67, and 1,250.05 points, respectively. All the large-cap sectors posted positive performance today. Engineering booked the highest gain of 5.46% followed by Telecommunication (+4.34%), NBFi (+2.88%), Food & Allied (+2.84%), Fuel & Power (+2.38%), Bank (+1.65%), and Pharmaceutical (+1.44%), respectively. Block trades contributed 3.5% of the overall market turnover. LankaBangla Finance Ltd. (+9.8%) was the most traded share with a turnover of BDT 1,194 million.

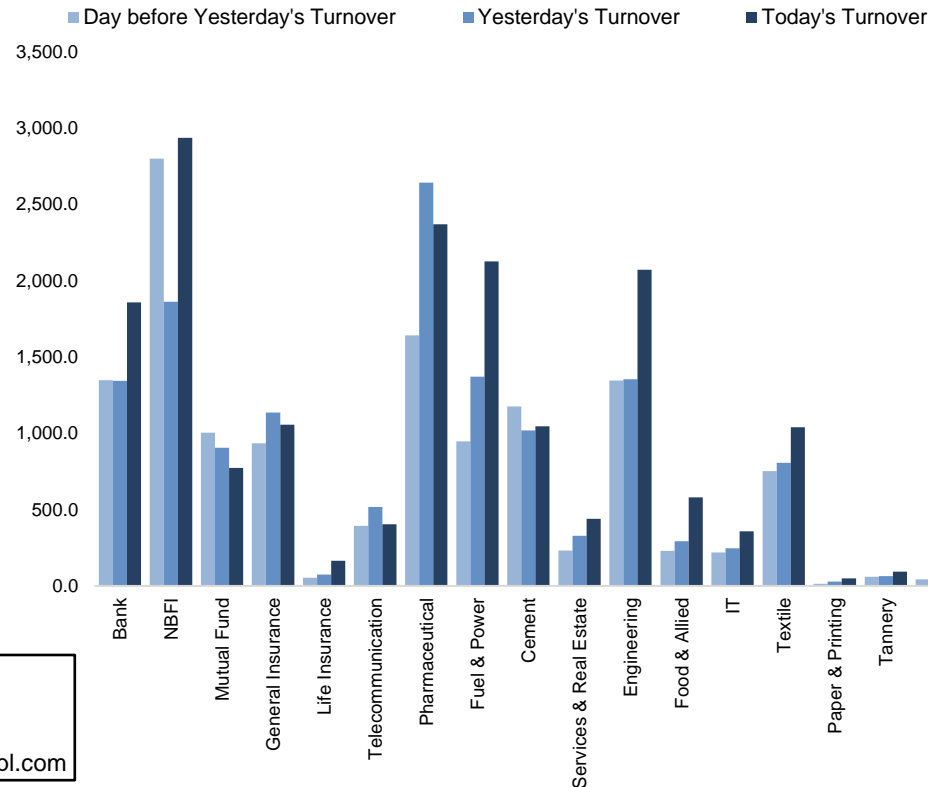
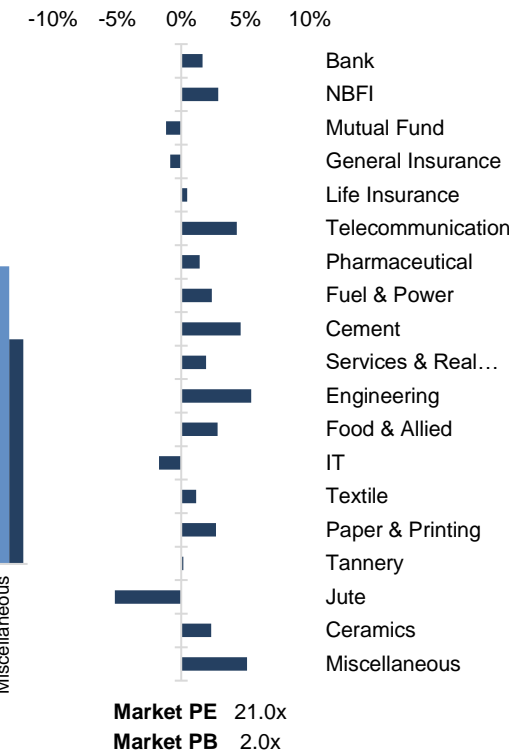


Index	Closing	Opening	Point Δ	%Δ	YTD %Δ
DSEX	5,861.02	5,718.75	+142.27	+2.49%	+8.5%
DS30	2,194.98	2,123.97	+71.02	+3.34%	+11.8%
DSES	1,322.67	1,297.41	+25.26	+1.95%	+6.5%
CDSET	1,250.05	1,212.87	+37.18	+3.07%	+11.3%

	Advanced	Declined	Unchanged	Total
All Category	195	107	61	363
A Category (Equity)	138	79	46	263
B Category (Equity)	33	15	10	58
N Category (Equity)	3	4	0	7
Z Category (Equity)	21	9	5	35
Mutual Funds	5	18	14	37
Corporate Bonds	2	0	0	2

	Today	Last Day	Daily %Δ	
Mcap	Mn BDT	4,937,511	4,812,511	
	Mn USD	58,116	56,644	+2.6%
Turnover	Mn BDT	19,826	16,756	
	Mn USD	233	197	+18.3%
Volume	Mn Shares	680	575	+18.3%
No. of Trade		272,041	241,542	+12.6%

Md. Rafiqul Islam Research Associate (880) 1708805229 mrafiqulislam@bracepl.com	Md Mahirul Quddus Research Associate (880) 1709636546 mmahirul.quddus@bracepl.com
---	---

Figure: Sectorial Turnover (BDT Mn)

Figure: Sectorial Mcap Change


Sector Index	Closing	Opening	Points Δ	%Δ	No. of Companies	Mcap (BDT Mn)	% of Total Mcap	Turnover (BDT Mn)	% of Total Turnover	PE	PB	Top Twenty Market Cap	Mcap (BDT Mn)	% of Total Mcap	Turnover (BDT Mn)	PE	PB
Bank	1,458	1,434	+23.71	+1.65%	30	606,528	13.9%	1,857.2	9.7%	8.3x	0.8x	GP	505,147	11.6%	90.4	14.2x	12.0x
NBFI	2,436	2,368	+68.14	+2.88%	23	227,913	5.2%	2,934.1	15.3%	NM	3.8x	WALTONHIL	334,524	7.7%	165.5	49.3x	4.2x
Mutual Fund	1,036	1,049	-12.41	-1.18%	37	45,274	1.0%	772.5	4.0%	NM	0.9x	ROBI	331,037	7.6%	82.7	NM	5.0x
General Insurance	3,814	3,847	-32.81	-0.85%	37	94,180	2.2%	1,056.9	5.5%	19.9x	1.8x	BATBC	233,910	5.4%	210.3	20.3x	6.3x
Life Insurance	2,185	2,175	+10.05	+0.46%	12	59,154	1.4%	165.2	0.9%	NM	NM	SQURPHARMA	207,784	4.8%	289.1	14.9x	2.5x
Telecommunication	7,250	6,949	+301.85	+4.34%	3	865,505	19.8%	404.8	2.1%	23.4x	7.5x	UPGDCL	155,996	3.6%	164.6	22.0x	4.7x
Pharmaceutical	3,456	3,407	+49.22	+1.44%	31	631,309	14.5%	2,368.2	12.4%	22.1x	2.7x	RENATA	110,341	2.5%	19.9	26.1x	5.1x
Fuel & Power	1,757	1,716	+40.78	+2.38%	20	456,670	10.5%	2,126.4	11.1%	14.1x	1.5x	ICB	95,811	2.2%	47.4	43.1x	2.2x
Cement	1,810	1,730	+80.10	+4.63%	7	113,651	2.6%	1,044.7	5.5%	43.0x	2.9x	BXPBARMA	91,631	2.1%	1,146.9	24.6x	2.8x
Services & Real Estate	1,165	1,143	+22.05	+1.93%	9	47,844	1.1%	440.3	2.3%	101.7x	1.0x	LHBL	77,928	1.8%	827.5	37.7x	4.7x
Engineering	4,093	3,881	+211.73	+5.46%	41	518,258	11.9%	2,071.5	10.8%	42.3x	2.3x	BEXIMCO	69,930	1.6%	1,113.7	NM	1.2x
Food & Allied	15,836	15,398	+437.92	+2.84%	19	329,017	7.5%	579.2	3.0%	26.0x	7.1x	MARICO	68,254	1.6%	33.0	23.4x	42.8x
IT	2,294	2,335	-40.67	-1.74%	10	25,374	0.6%	357.1	1.9%	24.8x	2.1x	BERGERPBL	68,120	1.6%	14.3	30.5x	7.7x
Textile	1,123	1,110	+12.97	+1.17%	56	115,488	2.6%	1,039.4	5.4%	301.3x	0.8x	BRACBANK	62,184	1.4%	42.5	14.7x	1.4x
Paper & Printing	5,678	5,528	+150.01	+2.71%	4	16,097	0.4%	49.8	0.3%	66.3x	1.1x	SUMITPOWER	50,083	1.1%	664.2	9.3x	1.4x
Tannery	1,765	1,762	+3.13	+0.18%	6	19,163	0.4%	93.3	0.5%	NM	1.8x	ISLAMIBANK	46,046	1.1%	12.8	8.2x	0.7x
Jute	9,940	10,482	-542.06	-5.17%	3	2,339	0.1%	56.0	0.3%	NM	12.1x	OLYMPIC	38,508	0.9%	188.8	18.9x	4.7x
Ceramics	506	494	+11.57	+2.34%	5	26,080	0.6%	242.5	1.3%	68.0x	1.8x	DUTCHBANGL	36,685	0.8%	15.9	8.0x	1.2x
Miscellaneous	2,946	2,802	+144.01	+5.14%	13	164,389	3.8%	1,471.1	7.7%	53.4x	1.8x	UNILEVERCL	35,520	0.8%	19.7	38.5x	25.2x
												TITASGAS	35,513	0.8%	97.4	10.0x	0.5x

Top Ten Gainers	Close Price (BDT)	Δ%	Turnover (BDT Mn)	PE	PB
GENNEXT	4.4	+10.0%	18.5	NM	0.4x
DOMINAGE	34.1	+10.0%	93.1	15.6x	1.6x
ALLTEX	12.1	+10.0%	6.7	NM	0.8x
BEXIMCO	79.8	+9.9%	1,113.7	NM	1.2x
ROBI	63.2	+9.9%	82.7	NM	5.0x
BSRMSTEEL	54.5	+9.9%	77.2	21.4x	1.0x
ALIF	8.9	+9.9%	100.6	17.4x	0.7x
BBSCABLES	63.5	+9.9%	228.6	12.2x	2.1x
SAIFPOWER	24.6	+9.8%	299.2	27.1x	1.6x
TALLUSPIN	5.6	+9.8%	2.6	NM	0.5x

Top Twenty Free Float Mcap	Free Float Mcap (BDT Mn)	% of Total Free Float Mcap	PE	PB
SQURPHARMA	135,953	8.7%	14.9x	2.5x
BXPBARMA	79,545	5.1%	24.6x	2.8x
BATBC	61,869	4.0%	20.3x	6.3x
RENATA	53,868	3.5%	26.1x	5.1x
GP	50,515	3.2%	14.2x	12.0x
BEXIMCO	48,567	3.1%	NM	1.2x
BRACBANK	34,643	2.2%	14.7x	1.4x
ROBI	33,104	2.1%	NM	5.0x
OLYMPIC	27,830	1.8%	18.9x	4.7x
LHBL	27,524	1.8%	37.7x	4.7x
ISLAMIBANK	22,415	1.4%	8.2x	0.7x
EBL	21,822	1.4%	6.7x	1.1x
CITYBANK	20,000	1.3%	8.9x	1.0x
NBL	18,622	1.2%	7.5x	0.5x
SUMITPOWER	18,426	1.2%	9.3x	1.4x
PUBALIBANK	17,542	1.1%	10.7x	0.8x
IFIC	16,774	1.1%	14.2x	1.0x
LANKABAFIN	15,645	1.0%	33.1x	2.5x
UPGDCL	15,600	1.0%	22.0x	4.7x
ALARABANK	13,988	0.9%	6.7x	1.1x

Most Traded Share	Close Price (BDT)	Δ%	Turnover (BDT Mn)	PE	PB
LANKABAFIN	43.7	+9.8%	1,193.9	33.1x	2.5x
BXPBARMA	205.4	+2.2%	1,146.9	24.6x	2.8x
BEXIMCO	79.8	+9.9%	1,113.7	NM	1.2x
LHBL	67.1	+5.7%	827.5	37.7x	4.7x
IFIC	16.4	+3.1%	736.5	14.2x	1.0x
SUMITPOWER	46.9	+7.8%	664.2	9.3x	1.4x
POWERGRID	56.8	+2.3%	383.5	12.5x	0.5x
IDLC	82.0	+9.8%	372.8	15.4x	2.2x
SAIFPOWER	24.6	+9.8%	299.2	27.1x	1.6x
SQURPHARMA	234.4	+2.6%	289.1	14.9x	2.5x

Top Ten Losers	Close Price (BDT)	Δ%	Turnover (BDT Mn)	PE	PB
ADNTEL	55.6	-9.9%	174.3	19.4x	2.2x
CAPMIBLMF	26.2	-8.1%	46.2	NM	2.9x
SONALIANSH	520.3	-7.4%	40.5	NM	2.3x
PROVATIINS	76.3	-6.4%	32.3	29.4x	3.7x
REPUBLIC	49.0	-6.0%	63.8	21.9x	3.2x
RUPALIINS	39.2	-4.9%	81.4	22.3x	1.9x
SEMLIBLSF	12.0	-4.8%	31.1	NM	1.3x
JANATAINS	35.1	-4.6%	9.7	24.4x	2.3x
CENTRALINS	56.8	-4.4%	23.2	27.1x	2.2x
PHENIXINS	38.8	-4.2%	27.0	19.0x	1.1x

Block Trade (Top 35)	Maximum Price (BDT)	Minimum Price (BDT)	Turnover (BDT Mn)	Quantity ('000)	No. of
BDCOM	25.5	25.5	1.3	50	1
BEXIMCO	79.8	67	300.8	3,954	7
BNICL	68.7	68.7	0.6	8	1
BRACBANK	48.5	48.5	1.9	40	1
BSCCL	165	165	16.5	100	1
BXPBARMA	205.1	204	33.8	166	7
CAPMIBLMF	28.5	28.5	0.8	27	1
CITYBANK	28.5	24.8	3.0	110	2
CONFIDCEM	127	127	4.2	33	1
DAFODILCOM	69.8	69.8	0.7	10	1

Block Trade (Top 35)	Maximum Price (BDT)	Minimum Price (BDT)	Turnover (BDT Mn)	Quantity (‘000)	No. of Trade
DBH	89	88	1.3	15	2
DELTALIFE	77	77	0.8	10	1
GRAMEENS2	18.5	18.5	0.9	50	1
IDLC	74	74	1.1	15	1
LANKABAFIN	42.5	38	7.7	189	6
LHBL	64	58	1.2	20	2
MLDYEING	50	50	0.7	15	1
NCCBANK	13.7	13.7	2.7	200	1
NHFIL	49	49	2.4	50	1
NPOLYMAR	56.6	51	5.5	102	8
PHARMAID	420	420	1.7	4	1
PRAGATILIF	79.5	79.5	0.9	12	1
REPUBLIC	56	56	1.7	30	1
ROBI	63.2	58	30.8	491	23
SAIHAMCOT	15.9	14.5	4.6	295	2
SAIHAMTEX	23.2	22.1	1.1	50	2
SEAPEARL	71.2	71.2	0.6	9	1
SIMTEX	17.6	17.6	1.8	100	1
SKTRIMS	56	56	3.1	55	3
SQURPHARMA	228.5	228.5	92.9	407	2
SSSTEEL	22	21.1	96.9	4,513	23
UCB	16.4	15.6	42.0	2,600	4
UNITEDFIN	21.2	21.2	4.2	200	1
UPGDCL	282	265.5	13.3	50	3
WALTONHIL	980	980	9.5	10	3
Total			696.1		124

Important DSE News
PADMAOIL

The Company has informed that Mr. Md. Anisur Rahman, Senior Secretary, Energy & Mineral Resources Division has been appointed as the Chairman of the Board of Directors of the Company with effect from January 05, 2021.

EASTRN LUB

The Company has informed that Mr. Md. Akterul Hoque has been appointed as the Managing Director of the Company with effect from January 07, 2021.

Upcoming Corporate Events

DSE Ticker	Right Share	Dividend		Event	Date
		Stock	Cash		
BEACHHATCH	-	0.0%	0.0%	Record Date	18-Jan-21
PADMAOIL	-	0.0%	125.0%	Record Date	18-Jan-21
MPETROLEUM	-	0.0%	150.0%	Record Date	21-Jan-21

Upcoming IPOs

Company Name	Event	Opening Date	Closing Date
eGeneration Limited	Subscription	12-01-21	18-01-21
Lub-rref (Bangladesh)	Subscription	26-01-21	01-02-21
NRB Commercial Bank Ltd	Subscription	03-02-21	09-02-21

Disclaimer: This report has been prepared by BRAC EPL Stock Brokerage Ltd and is provided for information purposes. It is not, under any circumstances, to be used or considered as an offer to sell, or a solicitation of any offer to buy. Reasonable care has been taken to ensure that the information is not untrue and misleading. BRAC EPL Stock Brokerage Ltd makes no representation or warranty as to the accuracy or completeness of such information. All opinions and estimates included in this report constitute our judgment as of this date and are subject to change without notice.