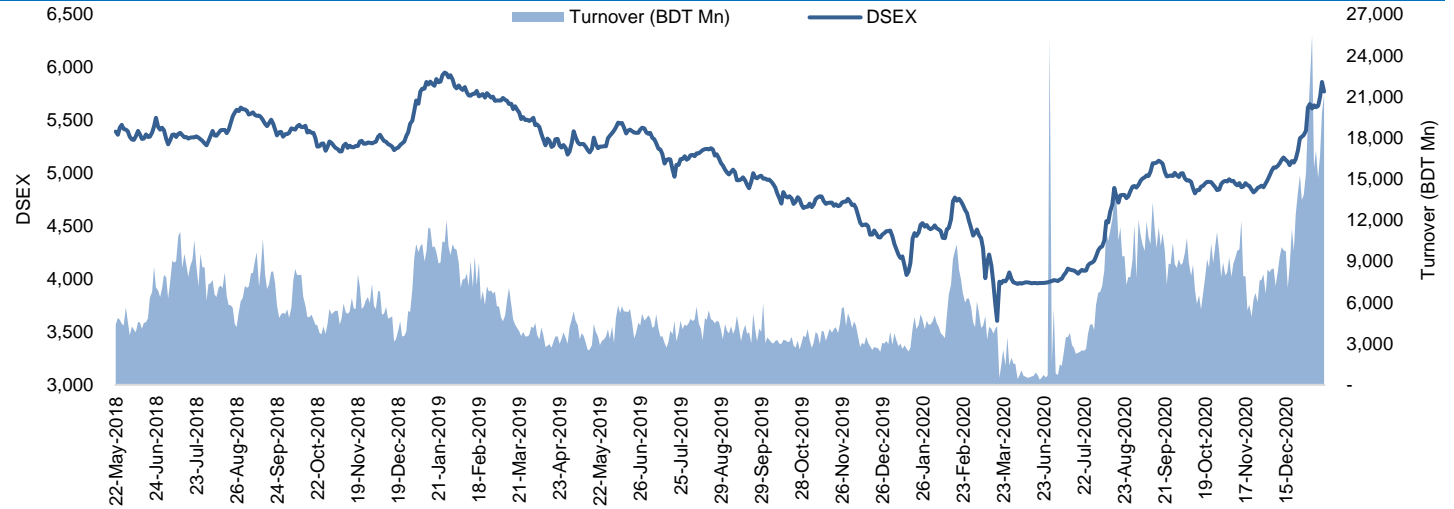


Daily Market Update

The market closed in red today. The benchmark index DSEX (-1.55%) lost 91.02 points and closed at 5,770.01. The blue-chip index DS30 (-1.60%), the Shariah-based index DSES (-1.59%), and the large-cap index CDSET (-1.30%) closed at 2,159.88, 1,301.64, and 1,233.84 points, respectively. All the large-cap sectors posted negative performance today except Engineering (+1.02%) and Food & Allied (+2.02%). NBFi experienced the highest loss of 4.05% followed by Fuel & Power (-1.75%), Pharmaceutical (-1.08%), Bank (-0.88%) and Telecommunication (-0.51%) respectively. Block trades contributed 1.3% of the overall market turnover. Robi Axiata Limited (+0.9%) was the most traded share with a turnover of BDT 4,365 million.



Index	Closing	Opening	Point Δ	%Δ	YTD %Δ
DSEX	5,770.01	5,861.02	-91.02	-1.55%	+6.8%
DS30	2,159.88	2,194.98	-35.10	-1.60%	+10.0%
DSES	1,301.64	1,322.67	-21.03	-1.59%	+4.8%
CDSET	1,233.84	1,250.05	-16.21	-1.30%	+9.9%

	Advanced	Declined	Unchanged	Total
All Category	168	149	45	362
A Category (Equity)	120	110	33	263
B Category (Equity)	26	22	9	57
N Category (Equity)	2	5	0	7
Z Category (Equity)	20	12	3	35
Mutual Funds	35	0	2	37
Corporate Bonds	0	2	0	2

	Today	Last Day	Daily %Δ	
Mcap	Mn BDT	4,903,163	4,937,511	-0.7%
	Mn USD	57,711	58,116	
Turnover	Mn BDT	21,085	19,826	+6.3%
	Mn USD	248	233	
Volume	Mn Shares	616	680	-9.5%
No. of Trade		306,841	272,041	+12.8%

Figure: Sectorial Turnover (BDT Mn)

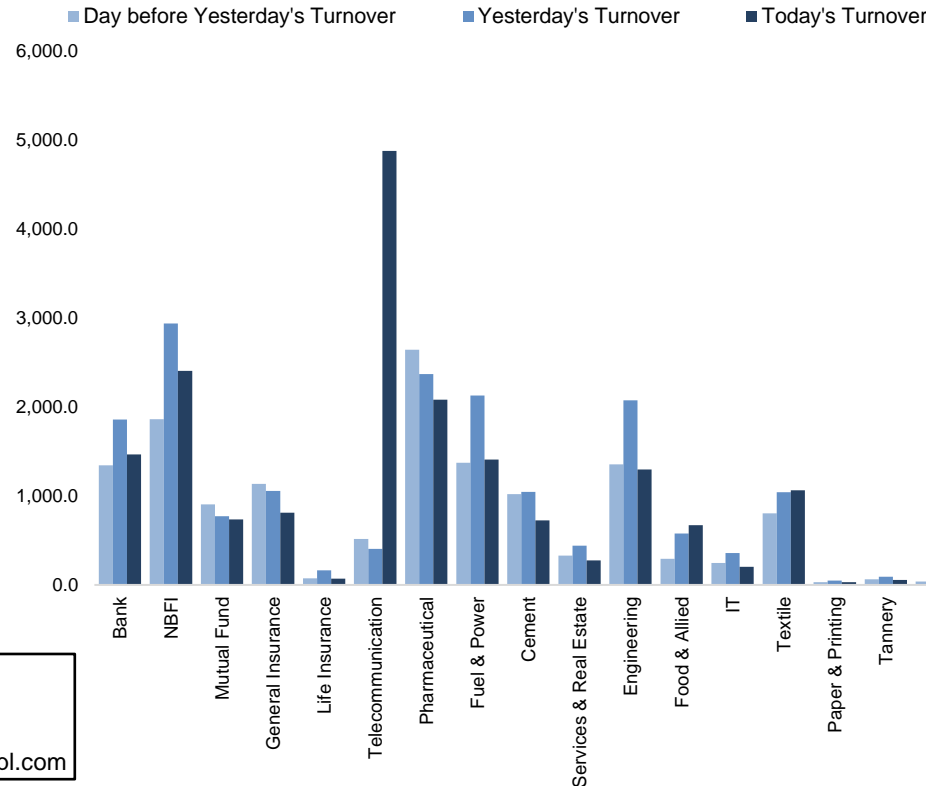
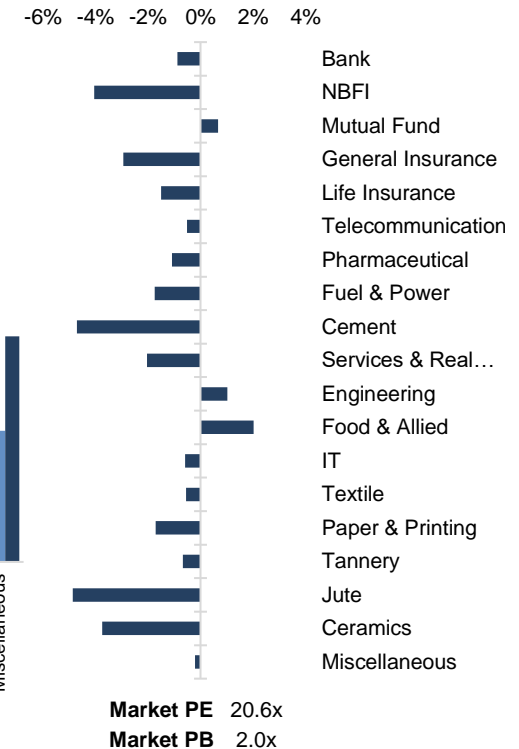


Figure: Sectorial Mcap Change



Md. Rafiqul Islam Research Associate (880) 1708805229 mrafiqulislam@bracepl.com	Md Mahirul Quddus Research Associate (880) 1709636546 mmahirul.quddus@bracepl.com
---	---

Sector Index	Closing	Opening	Points Δ	%Δ	No. of Companies	Mcap (BDT Mn)	% of Total Mcap	Turnover (BDT Mn)	% of Total Turnover	PE	PB	Top Twenty Market Cap	Mcap (BDT Mn)	% of Total Mcap	Turnover (BDT Mn)	PE	PB
Bank	1,445	1,458	-12.78	-0.88%	30	601,211	13.9%	1,465.0	7.0%	8.2x	0.8x	GP	497,180	11.5%	132.4	14.0x	11.8x
NBFI	2,337	2,436	-98.63	-4.05%	23	218,684	5.1%	2,404.0	11.5%	98.2x	3.7x	WALTONHIL	346,005	8.0%	158.3	51.0x	4.4x
Mutual Fund	1,043	1,036	+6.90	+0.67%	37	45,575	1.1%	734.6	3.5%	NM	0.9x	ROBI	334,180	7.7%	4,365.4	NM	5.1x
General Insurance	3,701	3,814	-112.31	-2.94%	37	91,407	2.1%	809.6	3.9%	19.3x	1.8x	BATBC	240,750	5.6%	357.3	20.9x	6.5x
Life Insurance	2,153	2,185	-32.70	-1.50%	12	58,269	1.3%	72.3	0.3%	NM	NM	SQURPHARMA	208,139	4.8%	372.9	14.9x	2.5x
Telecommunication	7,214	7,250	-36.82	-0.51%	3	861,110	19.9%	4,873.4	23.3%	23.3x	7.5x	UPGDCL	152,692	3.5%	149.5	21.6x	4.6x
Pharmaceutical	3,419	3,456	-37.45	-1.08%	31	624,469	14.4%	2,079.5	9.9%	22.2x	2.7x	RENATA	110,448	2.6%	17.0	26.2x	5.1x
Fuel & Power	1,726	1,757	-30.75	-1.75%	20	448,676	10.4%	1,407.3	6.7%	13.8x	1.5x	ICB	91,299	2.1%	40.1	41.1x	2.1x
Cement	1,725	1,810	-85.22	-4.71%	7	108,300	2.5%	723.6	3.5%	41.0x	2.7x	BXPBARMA	86,903	2.0%	885.0	23.3x	2.7x
Services & Real Estate	1,142	1,165	-23.68	-2.03%	8	45,330	1.0%	276.2	1.3%	96.3x	0.9x	LHBL	73,167	1.7%	613.5	35.4x	4.4x
Engineering	4,135	4,093	+41.91	+1.02%	41	523,565	12.1%	1,294.7	6.2%	42.3x	2.3x	BEXIMCO	69,667	1.6%	2,295.2	NM	1.1x
Food & Allied	16,156	15,836	+320.48	+2.02%	19	335,675	7.8%	672.4	3.2%	26.5x	7.3x	BERGERPBL	68,834	1.6%	19.6	30.8x	7.8x
IT	2,280	2,294	-13.58	-0.59%	10	25,224	0.6%	202.6	1.0%	24.7x	2.1x	MARICO	68,380	1.6%	80.7	23.5x	42.9x
Textile	1,117	1,123	-6.20	-0.55%	56	114,850	2.7%	1,062.8	5.1%	191.9x	0.8x	BRACBANK	61,919	1.4%	57.2	14.6x	1.4x
Paper & Printing	5,582	5,678	-96.65	-1.70%	4	15,823	0.4%	31.3	0.1%	65.1x	1.1x	SUMITPOWER	48,909	1.1%	378.9	9.1x	1.4x
Tannery	1,753	1,765	-11.86	-0.67%	6	19,034	0.4%	54.8	0.3%	NM	1.8x	ISLAMIBANK	45,402	1.0%	15.3	8.1x	0.7x
Jute	9,456	9,940	-483.68	-4.87%	3	2,225	0.1%	36.1	0.2%	NM	11.5x	UNILEVERCL	37,296	0.9%	17.7	40.5x	26.4x
Ceramics	487	506	-18.96	-3.75%	5	25,102	0.6%	181.3	0.9%	65.5x	1.7x	DUTCHBANGL	37,070	0.9%	16.5	8.1x	1.2x
Miscellaneous	2,940	2,946	-5.99	-0.20%	13	164,055	3.8%	2,533.4	12.1%	53.3x	1.8x	OLYMPIC	36,989	0.9%	179.7	18.2x	4.5x
												TITASGAS	34,920	0.8%	26.1	9.8x	0.5x

Top Ten Gainers	Close Price (BDT)	Δ%	Turnover (BDT Mn)	PE	PB
AIBL1STIMF	10.8	+9.1%	71.9	NM	1.2x
ALIF	9.7	+9.0%	231.7	19.0x	0.7x
ASIAINS	116.8	+5.2%	52.9	40.3x	5.3x
UNILEVERCL	3,096.0	+5.0%	17.7	40.5x	26.4x
CAPMIBBLMF	27.5	+5.0%	52.1	NM	3.1x
MJLBD	87.8	+3.9%	32.5	16.2x	2.4x
CAPMBDBLMF	12.0	+3.4%	57.0	NM	1.4x
RECKITT BEN	4,197.5	+3.4%	13.8	27.2x	38.5x
WALTONHIL	1,142.2	+3.4%	158.3	51.0x	4.4x
ENVOYTEX	26.0	+3.2%	3.2	21.7x	0.7x

Top Twenty Free Float Mcap	Free Float Mcap (BDT Mn)	% of Total Free Float Mcap	PE	PB
SQURPHARMA	136,185	8.9%	14.9x	2.5x
BXPBARMA	75,440	4.9%	23.3x	2.7x
BATBC	63,678	4.1%	20.9x	6.5x
RENATA	53,921	3.5%	26.2x	5.1x
GP	49,718	3.2%	14.0x	11.8x
BEXIMCO	48,384	3.2%	NM	1.1x
BRACBANK	34,495	2.2%	14.6x	1.4x
ROBI	33,418	2.2%	NM	5.1x
OLYMPIC	26,732	1.7%	18.2x	4.5x
LHBL	25,842	1.7%	35.4x	4.4x
EBL	22,162	1.4%	6.8x	1.2x
ISLAMIBANK	22,102	1.4%	8.1x	0.7x
CITYBANK	20,367	1.3%	9.1x	1.0x
NBL	18,410	1.2%	7.4x	0.5x
SUMITPOWER	17,994	1.2%	9.1x	1.4x
PUBALIBANK	17,119	1.1%	10.5x	0.7x
IFIC	16,058	1.0%	13.6x	0.9x
UPGDCL	15,269	1.0%	21.6x	4.6x
LANKABAFIN	14,857	1.0%	31.4x	2.3x
ALARABANK	14,050	0.9%	6.7x	1.1x

Most Traded Share	Close Price (BDT)	Δ%	Turnover (BDT Mn)	PE	PB
ROBI	63.8	+0.9%	4,365.4	NM	5.1x
BEXIMCO	79.5	-0.4%	2,295.2	NM	1.1x
LANKABAFIN	41.5	-5.0%	1,360.8	31.4x	2.3x
BXPBARMA	194.8	-5.2%	885.0	23.3x	2.7x
LHBL	63.0	-6.1%	613.5	35.4x	4.4x
IFIC	15.7	-4.3%	472.4	13.6x	0.9x
SUMITPOWER	45.8	-2.3%	378.9	9.1x	1.4x
BSCCL	180.4	+1.5%	375.5	26.7x	4.4x
SQURPHARMA	234.8	+0.2%	372.9	14.9x	2.5x
BATBC	1,337.5	+2.9%	357.3	20.9x	6.5x

Top Ten Losers	Close Price (BDT)	Δ%	Turnover (BDT Mn)	PE	PB
MEGCONMILK	11.3	-9.6%	1.2	NM	NM
BIFC	4.8	-9.4%	0.5	NM	NM
EMERALDOIL	11.0	-9.1%	1.9	NM	0.7x
TALLUSPIN	5.1	-8.9%	2.5	NM	0.5x
SPCERAMICS	28.8	-8.9%	133.8	NM	1.0x
FAMILYTEX	3.2	-8.6%	7.3	NM	0.3x
ICBIBANK	4.3	-8.5%	10.9	NM	NM
BAYLEASING	29.3	-8.2%	48.8	15.8x	1.4x
GOLDENSON	11.8	-7.8%	17.0	NM	0.6x
SSSTEEL	21.4	-7.8%	136.9	13.7x	1.3x

Block Trade	Maximum Price (BDT)	Minimum Price (BDT)	Turnover (BDT Mn)	Quantity ('000)	No. of
BARKAPOWERS	32.1	32.1	0.6	20	1
BNICL	61.5	61.5	1.5	24	1
BXPBARMA	181	180	36.2	200	7
CAPMIBBLMF	27	27	0.7	27	1
DBH	91	90.8	1.5	17	3
ECABLES	142	142	72.4	510	1
FINEFOODS	62	62	0.6	10	1
IFIC	17.3	16.7	22.3	1,335	3
IFIC1STMF	7.8	7.8	0.8	100	1
ISLAMICFIN	20.5	20.4	2.0	100	2

Block Trade	Maximum Price (BDT)	Minimum Price (BDT)	Turnover (BDT Mn)	Quantity ('000)	No. of Trade
LHBL	57	56.8	8.5	150	2
MAKSONSPIN	10.5	10	14.2	1,410	4
NCCBANK	13.5	13.5	2.8	210	1
NPOLYMAR	51	51	2.0	40	4
NLTUBES	109	109	1.3	12	1
PHENIXINS	43.8	43.8	2.6	59	3
PIONEERINS	79.4	79.3	19.8	250	3
POWERGRID	51	51	2.6	50	1
PROGRESLIF	103.2	100	16.7	163	6
QUASEMIND	49	49	2.5	50	1
ROBI	52.3	44	11.0	228	6
SKTRIMS	62	56	9.3	160	8
SSSTEEL	22.5	21.4	42.7	1,925	4
STANCERAM	305	305	0.5	2	1
UPGDCL	261.5	261.5	6.5	25	1
Total			281.6		67

Important DSE News
REGL

BSEC NEWS: In reference to BSEC Directive No. BSEC/Surveillance/2020-975/174 dated January 12, 2021, United Airways (BD) Limited has been de-listed from the main market on January 12, 2021 which will be effective from January 13, 2021. As per the aforesaid directive UNITEDAIR will be transacted in the OTC market.

BSCCL

The Board of Directors of the company has decided to transfer 6 x 100 GBPS capacity from the western part of the core cable of the SMW-5 submarine cable to Yanbu in Saudi Arabia to Marseille PoP in France of at a one-time fee of USD 3.6 million subject to applicable operating and maintenance costs for the specified capacity at the time of transfer, provided by Saudi Telecom. The proposal to transfer the said amount from BSCCL to Saudi Telecom (STC) was approved with a noted that if the said capacity is transferred to Saudi Telecom, the operation and maintenance cost of BSCCL on SMW-5 submarine cable for that capacity will be reduced proportionately in the coming days and the transfer will be implemented subject to signing of formal agreement between the two parties.

Upcoming Corporate Events

DSE Ticker	Right Share	Dividend		Event	Date
		Stock	Cash		
BEACHHATCH	-	0.0%	0.0%	Record Date	18-Jan-21
PADMAOIL	-	0.0%	125.0%	Record Date	18-Jan-21
MPETROLEUM	-	0.0%	150.0%	Record Date	21-Jan-21

Upcoming IPOs

Company Name	Event	Opening Date	Closing Date
eGeneration Limited	Subscription	12-01-21	18-01-21
Lub-rref (Bangladesh)	Subscription	26-01-21	01-02-21
NRB Commercial Bank Ltd	Subscription	03-02-21	09-02-21

Disclaimer: This report has been prepared by BRAC EPL Stock Brokerage Ltd and is provided for information purposes. It is not, under any circumstances, to be used or considered as an offer to sell, or a solicitation of any offer to buy. Reasonable care has been taken to ensure that the information is not untrue and misleading. BRAC EPL Stock Brokerage Ltd makes no representation or warranty as to the accuracy or completeness of such information. All opinions and estimates included in this report constitute our judgment as of this date and are subject to change without notice.