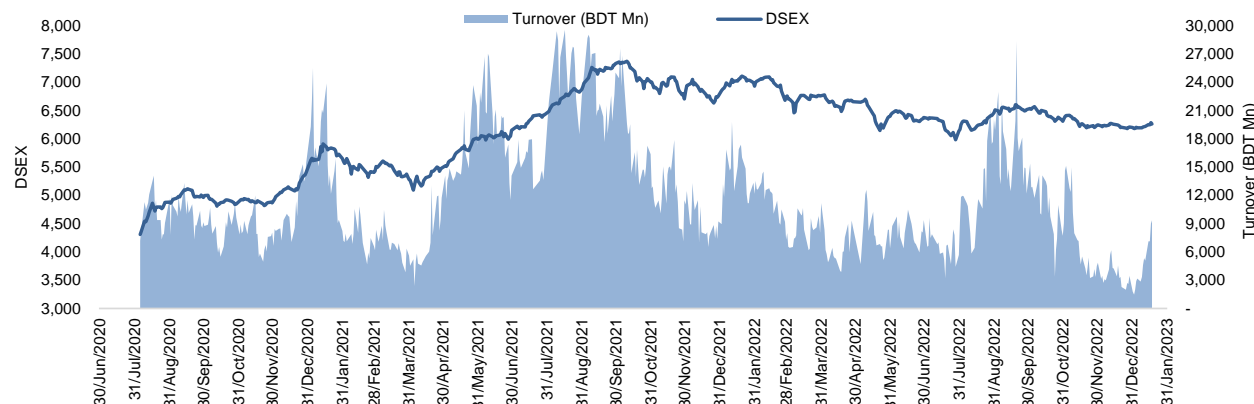


## Daily Market Update

The market closed in red today. The benchmark index DSEX (-0.38%) lost 23.57 points and closed at 6,258.17. The blue-chip index DS30 (-0.22%), the Shariah-based index DSES (-0.30%), and the large-cap index CDSET (-0.14%) closed at 2,210.42, 1,367.38, and 1,220.34 points, respectively. Most of the large-cap sectors posted negative performance today. Pharmaceutical experienced the highest loss of 0.74% followed by Food & Allied (-0.26%), Engineering (-0.16%), Fuel & Power (-0.11%), NBF1 (-0.07%), Telecommunication (0.00%), and Bank (+0.30%), respectively. Block trades contributed 12.4% of the overall market turnover. Genex Infosys Limited (-3.8%) was the most traded share with a turnover of BDT 618 million.



Index	Closing	Opening	Point Δ	%Δ	YTD %Δ
DSEX	6,258.17	6,281.74	-23.57	-0.38%	+0.8%
DS30	2,210.42	2,215.25	-4.83	-0.22%	+0.7%
DSES	1,367.38	1,371.54	-4.16	-0.30%	+0.6%
CDSET	1,220.34	1,221.99	-1.65	-0.14%	+0.5%

	Advanced	Declined	Unchanged	Total
All Category	49	138	181	368
A Category (Equity)	40	69	132	241
B Category (Equity)	8	53	41	102
N Category (Equity)	1	5	3	9
Z Category (Equity)	0	11	5	16
Mutual Funds	0	1	26	27
Corporate Bonds	0	1	1	2
Treasury Bonds	0	0	0	0

\* Based on Traded Scrips

		Today	Last Day	Daily %Δ
Mcap	Mn BDT	7,567,165	7,577,713	-0.1%
	Mn USD	71,588	71,687	
Turnover	Mn BDT	9,343	9,005	+3.8%
	Mn USD	88	85	
Volume	Mn Shares	171	176	-2.9%
	No. of Trade	172,746	176,357	-2.0%

\* Average Interbank Exchange Rate is BDT 105.71 as of Jan 17, 2023

<b>Fahim Hassan</b> Research Associate (880) 1709636546 fahim.hassan@bracepl.com	<b>Md. Tanvir Ahmed</b> Research Associate (880) 1708805201 mtanvir.ahmed@bracepl.com
---	--

Figure: Sectorial Turnover (BDT Mn)

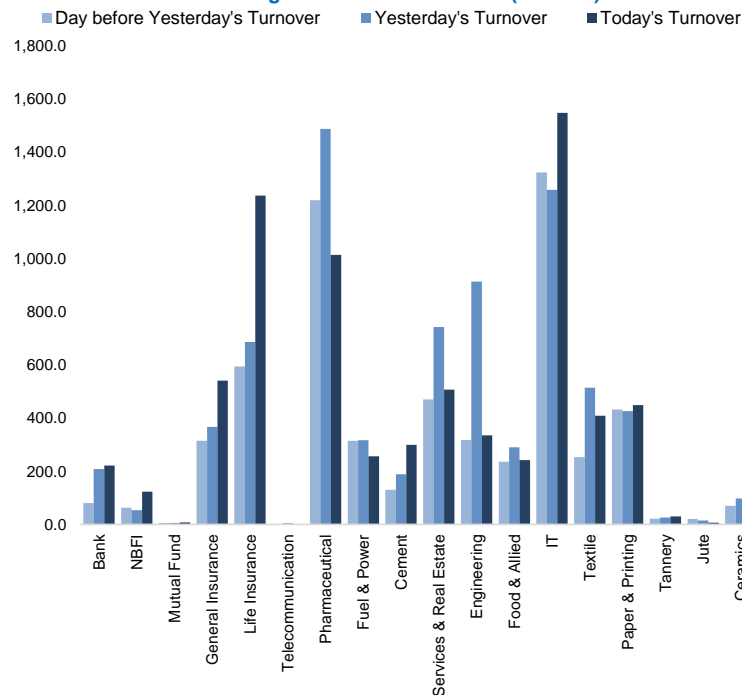
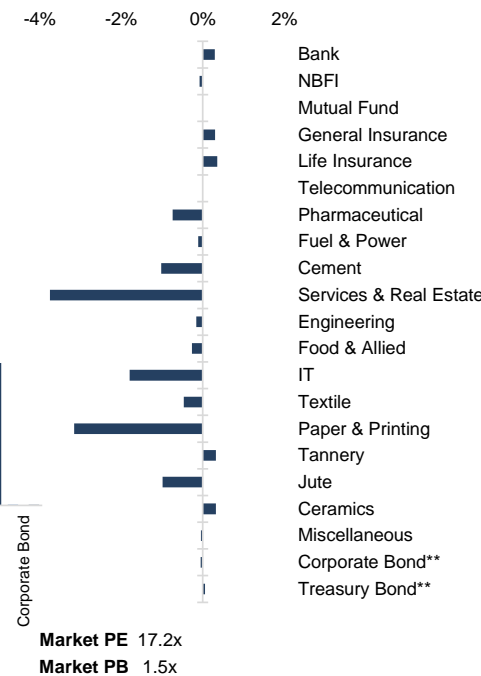


Figure: Sectorial Mcap Change



Market PE 17.2x

Market PB 1.5x



Block Trade	Maximum Price (BDT)	Minimum Price (BDT)	Turnover (BDT Mn)	Quantity ('000)	No. of Trade	Important DSE News
BEXIMCO	114.0	104.1	475.0	4,561	480	<b>DSHGARME</b> The Company will be placed in 'A' category from existing 'B' category with effect from January 19, 2023 as the Company has reported disbursement of 10% stock dividend for the year ended June 30, 2022.
ISLAMIBANK	36.0	36.0	168.8	4,690	2	
SQURPHARMA	205.0	200.0	72.9	363	77	<b>BEXGSUKUK</b> The Beximco Green Sukuk Al Istisna'a will be placed in 'A' category from existing 'N' category with effect from January 19, 2023 as Trustee of the Sukuk has reported disbursement of 1st Year 1st and 2nd Half Periodic Payment for the period from December 23, 2021 to December 22, 2022.
BEACONPHAR	311.6	311.5	58.2	187	4	
HRTEX	115.9	115.0	50.9	440	5	
GP	269.8	261.6	32.5	124	31	
ADNTEL	140.0	121.8	32.5	244	6	
RENATA	1,142.1	1,141.8	27.1	24	4	
BATBC	549.0	479.8	24.2	50	23	
METROSPIN	47.0	43.6	14.7	320	5	
EGEN	55.0	54.4	13.3	244	5	
IPDC	58.9	51.9	12.1	217	11	
FINEFOODS	64.0	59.8	11.5	182	4	
MEGHNALIFE	82.0	79.2	11.0	135	3	
GSPFINANCE	30.1	30.1	10.4	344	3	
ORIONPHARM	102.5	102.5	9.2	90	1	
FORTUNE	83.2	68.2	8.5	113	4	
BEACHHATCH	36.1	36.1	8.2	226	2	
MERCANBANK	13.1	13.1	6.7	513	1	
BSCCL	200.0	199.8	5.6	28	8	
AAMRANET	58.0	57.4	5.2	91	3	
SILVAPHL	21.5	21.5	4.7	220	1	
<b>Total</b>			<b>1,158.6</b>		<b>791</b>	

**Upcoming Corporate Events**

DSE Ticker	Right Share	Dividend		Event	Date
		Stock	Cash		

**Disclaimer:** This report has been prepared by BRAC EPL Stock Brokerage Ltd and is provided for information purposes. It is not, under any circumstances, to be used or considered as an offer to sell, or a solicitation of any offer to buy. Reasonable care has been taken to ensure that the information is not untrue and misleading. BRAC EPL Stock Brokerage Ltd makes no representation or warranty as to the accuracy or completeness of such information. All opinions and estimates included in this report constitute our judgment as of this date and are subject to change without notice.