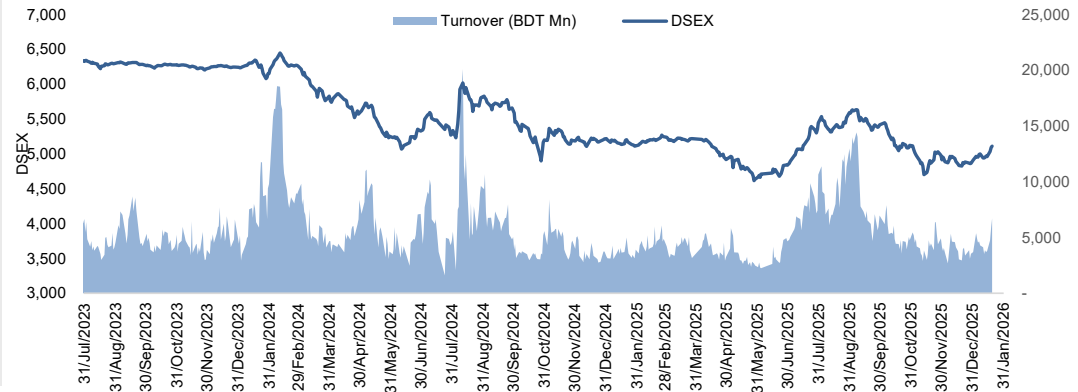


Daily Market Update

The market closed in green today. The benchmark index DSEX (+0.34%) gained 17.27 points and closed at 5,108.95. The blue-chip index DS30 (+0.28%), the Shariah-based index DSES (+0.72%), and the large-cap index CDSET (+0.18%) closed at 1,970.48, 1,030.97, and 1,065.40 points, respectively. Large-cap sectors posted mixed performance today. Telecommunication booked the highest gain of 1.41%, followed by Engineering (+0.87%), Fuel & Power (+0.40%), Pharmaceutical (+0.39%), NBFi (-0.02%), Bank (-0.13%), and Food & Allied (-0.45%), respectively. Block trades contributed 4.8% of the overall market turnover. Orion Infusion Ltd. (+4.7%) was the most traded share with a turnover of BDT 262 million.



Index	Closing	Opening	Point Δ	%Δ	YTD %Δ
DSEX	5,108.95	5,091.68	+17.27	+0.34%	+5.0%
DS30	1,970.48	1,964.93	+5.55	+0.28%	+6.3%
DSES	1,030.97	1,023.55	+7.41	+0.72%	+3.0%
CDSET	1,065.40	1,063.46	+1.94	+0.18%	+6.0%

	Advanced	Declined	Unchanged	Total
All Category	210	109	69	388
A Category (Equity)	131	44	29	204
B Category (Equity)	33	29	17	79
N Category (Equity)	0	0	0	0
Z Category (Equity)	46	36	23	105
Mutual Funds	15	6	13	34
Corporate Bonds	1	1	0	2
Treasury Bonds	0	0	0	0

* Based on Traded Scripts

		Today	Last Day	Daily %Δ
Mcap	Mn BDT	6,918,427	6,932,801	-0.2%
	Mn USD	56,566	56,684	
Turnover	Mn BDT	6,699	5,934	+12.9%
	Mn USD	55	49	
Volume	Mn Shares	204	203	+0.4%
No. of Trade		190,743	181,136	+5.3%

* Average Interbank Exchange Rate is BDT 122.31 as of Jan 20, 2026

Fahim Hassan Research Analyst (880) 1709636546 fahim.hassan@bracepl.com	Tasviha Taher Trishila Research Associate (880) 1730701733 tasviha.trishila@bracepl.com
---	---

Figure: Sectorial Turnover (BDT Mn)

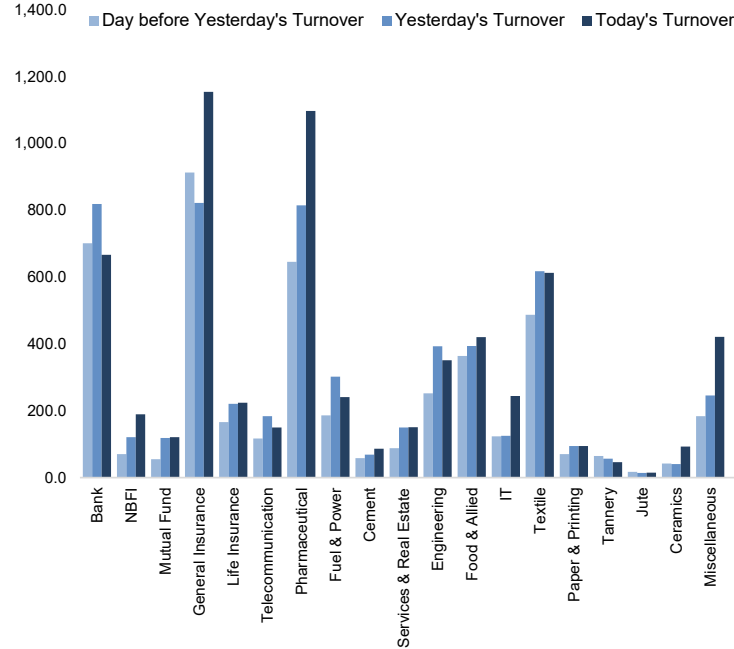
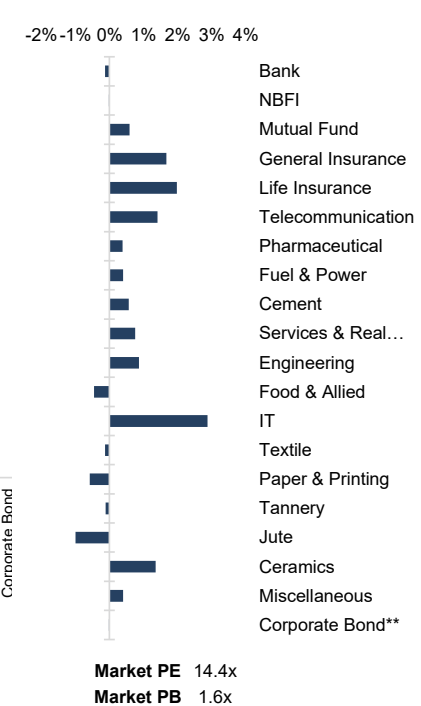


Figure: Sectorial Mcap Change



Market PE 14.4x

Market PB 1.6x

* Market P/E and P/BV calculation excludes
Mutual Fund, Life Insurance, selected NBFIs and Banks

Sector Index	Closing	Opening	Points Δ	%Δ	No. of Companies	Mcap (BDT Mn)	% of Total Mcap	Turnover (BDT Mn)	% of Total Turnover	PE	PB	Top Twenty Market Cap	Mcap (BDT Mn)	% of Total Mcap	Turnover (BDT Mn)	PE	PB
Bank	1,468	1,470	-1.87	-0.13%	36	694,526	10.0%	666.1	10.4%	9.7x	0.7x	GP	357,694	10.5%	60.6	12.2x	7.2x
NBFI	902	902	-0.15	-0.02%	23	85,922	1.2%	189.3	3.0%	NM	0.9x	SQURPHARMA	190,764	5.6%	208.0	7.5x	1.3x
Mutual Fund	483	480	+2.83	+0.59%	37	23,148	0.3%	120.8	1.9%	NM	0.4x	ROBI	157,662	4.6%	73.5	17.1x	2.4x
General Insurance	3,151	3,100	+51.92	+1.68%	43	89,940	1.3%	1,153.5	18.1%	14.9x	1.3x	BATBC	144,342	4.3%	48.7	12.6x	2.5x
Life Insurance	1,821	1,786	+35.35	+1.98%	15	48,435	0.7%	223.6	3.5%	NM	NM	BRACBANK	139,962	4.1%	96.1	8.9x	1.4x
Telecommunication	4,608	4,544	+64.12	+1.41%	3	540,326	7.8%	149.5	2.3%	13.3x	4.0x	WALTONHIL	127,191	3.7%	10.9	11.3x	0.9x
Pharmaceutical	2,934	2,923	+11.27	+0.39%	34	556,257	8.0%	1,096.6	17.2%	11.9x	1.5x	BEXIMCO	103,850	3.1%	0.0	NM	1.3x
Fuel & Power	1,028	1,023	+4.12	+0.40%	23	272,566	3.9%	240.7	3.8%	8.9x	0.6x	MARICO	87,655	2.6%	12.8	14.1x	29.4x
Cement	1,855	1,844	+10.55	+0.57%	7	88,391	1.3%	86.7	1.4%	21.3x	1.9x	UPGDCL	69,795	2.1%	2.4	6.5x	1.5x
Services & Real Estate	939	932	+7.08	+0.76%	9	51,654	0.7%	150.9	2.4%	16.5x	0.4x	BERGERPBL	69,416	2.0%	6.1	21.7x	4.0x
Engineering	2,343	2,323	+20.15	+0.87%	42	264,270	3.8%	350.6	5.5%	13.8x	0.7x	LHB	58,069	1.7%	58.0	14.3x	3.1x
Food & Allied	13,605	13,667	-61.24	-0.45%	21	249,377	3.6%	420.4	6.6%	19.8x	3.7x	BXPBARMA	50,946	1.5%	122.8	8.0x	1.0x
IT	1,732	1,684	+48.56	+2.88%	11	22,927	0.3%	244.1	3.8%	23.8x	1.4x	PUBALIBANK	47,763	1.4%	30.1	7.7x	0.6x
Textile	1,068	1,069	-1.32	-0.12%	58	111,609	1.6%	612.1	9.6%	NM	0.7x	RENATA	47,404	1.4%	33.5	20.0x	1.3x
Paper & Printing	4,351	4,376	-25.39	-0.58%	6	20,146	0.3%	94.6	1.5%	NM	1.1x	UNILEVERCL	42,222	1.2%	0.2	58.4x	20.4x
Tannery	1,846	1,848	-2.06	-0.11%	6	21,375	0.3%	46.2	0.7%	NM	1.4x	EBL	39,895	1.2%	44.0	5.0x	0.8x
Jute	11,374	11,488	-114.38	-1.00%	3	2,504	0.0%	15.1	0.2%	NM	NM	CITYBANK	39,552	1.2%	154.1	3.0x	0.7x
Ceramics	386	381	+5.17	+1.36%	5	17,304	0.2%	92.6	1.5%	NM	1.1x	DUTCHBANGL	38,861	1.1%	18.1	7.9x	0.7x
Miscellaneous	3,934	3,918	+15.69	+0.40%	15	213,776	3.1%	421.0	6.6%	97.5x	1.7x	PRIMEBANK	36,443	1.1%	63.0	4.2x	0.8x
Corporate Bond**	16,801	16,804	-2.49	-0.01%	16	37,093	0.5%	0.7	0.0%	NM	NM	ICB	31,482	0.9%	3.1	NM	1.0x
Treasury Bond**	2,271	2,291	-20.41	-0.89%	232	3,510,444	50.7%	0.0	0.0%	NM	NM						

Top Ten Gainers	Close Price (BDT)	Δ%	Turnover (BDT Mn)	PE	PB	Top Twenty Free Float Mcap	Free Float Mcap (BDT Mn)	% of Total Free Float Mcap	PE	PB	Most Traded Share	Close Price (BDT)	Δ%	Turnover (BDT Mn)	PE	PB
PLFSL	0.7	+10.8%	1.7	NM	NM	SQURPHARMA	104,910	7.7%	7.5x	1.3x	ORIONINFU	381.0	+4.7%	261.6	NM	23.0x
FASFIN	0.7	+10.8%	0.5	NM	NM	BRACBANK	71,698	5.3%	8.9x	1.4x	SQURPHARMA	215.2	-	208.0	7.5x	1.3x
PRIMEFIN	1.1	+10.0%	0.9	NM	0.2x	BEXIMCO	69,465	5.1%	NM	1.3x	KBPPWBIL	51.3	+5.1%	158.3	NM	4.2x
DAFODILCOM	41.0	+9.9%	8.0	NM	3.1x	ISLAMIBANK	57,212	4.2%	NM	0.8x	BSC	113.6	+1.9%	154.8	5.9x	1.0x
FAREASTFIN	0.7	+9.8%	0.7	NM	NM	WALTONHIL	48,064	3.5%	11.3x	0.9x	CITYBANK	26.0	+0.4%	154.1	3.0x	0.7x
SPCERAMICS	16.1	+9.52%	63.8	NM	0.5x	BATBC	36,550	2.7%	12.6x	2.5x	ASIATICLAB	54.4	+6.3%	147.8	17.6x	1.0x
PREMIERLEA	0.5	+8.5%	0.4	NM	NM	GP	34,473	2.5%	12.2x	7.2x	BXPBARMA	114.2	-1.4%	122.8	8.0x	1.0x
BIFC	1.3	+8.3%	0.3	NM	NM	PUBALIBANK	33,435	2.5%	7.7x	0.6x	LOVELLO	69.0	-	114.7	29.6x	5.5x
NCCBLMF1	4.0	+8.1%	0.0	NM	0.4x	BXPBARMA	32,728	2.4%	8.0x	1.0x	CRYSTALINS	77.2	+2.3%	108.5	23.8x	2.8x
ILFSL	0.5	+8.0%	0.4	NM	NM	EBL	27,328	2.0%	5.0x	0.8x	PARAMOUNT	56.3	+2.0%	104.9	21.9x	2.0x
Top Ten Losers	Close Price (BDT)	Δ%	Turnover (BDT Mn)	PE	PB	RENATA	21,766	1.6%	20.0x	1.3x	Block Trade	Maximum Price (BDT)	Minimum Price (BDT)	No. of Trade	Quantity ('000)	Turnover (BDT Mn)
APEXTANRY	68.1	-5.3%	13.2	NM	2.7x	PRIMEBANK	21,253	1.6%	4.2x	0.8x	ORIONINFU	370.1	333.0	6.0	391	135.24
REGENTTEX	3.6	-5.3%	0.7	NM	0x	LHB	19,701	1.4%	14.3x	3.1x	CITYGENINS	80.0	75.2	7.0	545	41.91
BDWELDING	17.0	-4.8%	0.2	NM	0.2x	OLYMPIC	19,225	1.4%	14.6x	2.3x	FINEFOODS	410.0	400.0	8.0	91	36.83
NURANI	2.0	-4.8%	0.2	NM	0.2x	UTTARABANK	16,028	1.2%	NM	0.8x	CRYSTALINS	75.8	73.0	4.0	328	24.41
ICBIBANK	2.2	-4.3%	0.0	NM	NM	ROBI	15,400	1.1%	17.1x	2.4x	SQURPHARMA	214.9	214.9	1.0	100	21.49
CNATEX	2.2	-4.3%	0.2	NM	NM	BEACONPHAR	14,267	1.0%	22.2x	3.4x	RELIANCE1	15.7	15.0	7.0	1,173	17.70
FBFIF	2.4	-4.0%	0.7	NM	0.3x	UCB	13,510	1.0%	4.6x	0.4x	LOVELLO	67.9	66.0	2.0	215	14.57
MIDASFIN	4.9	-3.9%	0.1	NM	490.0x	BSRMLTD	12,884	0.9%	4.0x	0.5x	APEXSPINN	215.0	202.0	3.0	34	6.88
HRTEX	16.1	-3.6%	1.4	NM	5.4x	ALARABANK	12,710	0.9%	34.1x	0.6x	PRAGATILIF	177.8	164.0	2.0	18	3.02
ACTIVEFINE	5.5	-3.5%	2.5	NM	0.2x	* Bank and NBFI sector PE calculation methodology has been modified. ** The base of the Bond Index starts at 100, starting from Jan 13, 2022 Similarly, Treasury Bond Index starts at 100, starting from Oct 10, 2022					STANDARINS	41.8	41.8	1.0	72	3.01

* Bank and NBFI sector PE calculation methodology has been modified.
** The base of the Bond Index starts at 100, starting from Jan 13, 2022.
Similarly, Treasury Bond Index starts at 100, starting from Oct 10, 2022

Block Trade	Maximum Price (BDT)	Minimum Price	Turnover (BDT Mn)	Quantity ('000)	No. of Trade
ORIONINFU	370.1	333.0	135.2	391	6
CITYGENINS	80.0	75.2	41.9	545	7
FINEFOODS	410.0	400.0	36.8	91	8
CRYSTALINS	75.8	73.0	24.4	328	4
SQURPHARMA	214.9	214.9	21.5	100	1
RELIANCE1	15.7	15.0	17.7	1,173	7
LOVELLO	67.9	66.0	14.6	215	2
APEXSPINN	215.0	202.0	6.9	34	3
PRAGATILIF	177.8	164.0	3.0	18	2
STANDARINS	41.8	41.8	3.0	72	1
IFIC1STMF	2.4	2.4	2.8	1,150	1
TRUSTB1MF	2.2	2.2	2.7	1,211	1
GQBALLPEN	478.0	478.0	2.5	5	1
ICBSONALI1	4.2	4.2	2.1	498	1
RAHIMTEXT	230.0	230.0	1.8	8	1
DOMINAGE	25.9	25.9	1.6	62	2
PARAMOUNT	51.1	51.1	1.5	30	1
AL-HAJTEX	133.3	128.0	1.4	11	2
TILIL	42.5	42.5	0.8	20	1
PHPMF1	2.2	2.2	0.7	300	1
ACMEPL	17.0	17.0	0.5	31	1
Total			323.5		54

Upcoming Corporate Events

DSE Ticker	Right Share	Dividend		Event	Date
		Stock	Cash		
KTL		0.0%	0.1%	Record Date	21-Jan-26
ARAMIT		0.0%	10.0%	Record Date	27-Jan-26

Important DSE News

OLYMPIC

The company has informed that the Board of Directors of Olympic Industries PLC. in its meeting held on January 19, 2026 has taken the following decisions: 1. Decision taken to purchase total 19.25 decimals land under Mouza: Madanpur-6, Police Station: Bondar and District: Narayanganj in the name of Olympic Industries PLC. at an agreed total price of Tk. 57,75,000/- (Taka fifty-seven lac seventy-five thousand) to undertake construction to accommodate future expansion of operation from Mr. Mujibur Rahaman and Mrs. Ferdousi Begum having address Baitush Salam Masjid Road, Road No.: 4, House No. 16, Dogair Natun Para, Police Station: Demra and District: Dhaka. The purchaser Olympic Industries PLC. shall also bear the total registration costs inclusive of VAT, Tax and other Charges. 2. Decision taken to invest an amount of Tk. 20,00,000.00 (Tk. twenty lac) divided into 2,00,000 (Two lac) ordinary shares of Tk. 10.00 (Tk. ten) each in Tripti Industries PLC. (proposed) as Sponsor Shareholder (Subscriber) in the name of Olympic Industries PLC. The Authorized capital of Tripti Industries PLC. (proposed) will be Tk. 50,00,00,000.00 (Tk. fifty crore) divided into 5,00,00,000 (Five crore) ordinary shares of Tk. 10.00 (Tk. ten) each and paid-up capital will be Tk. 50,00,000.00 (Tk. fifty lac) divided into 5,00,000 (Five lac) ordinary shares of Tk. 10.00 each.

SQURPHARMA

Mr. Samuel S Chowdhury, Chairman of the Company, has expressed his intention to buy 20,00,000 shares of the company at prevailing market price (in the Public and Block Market) through Dhaka Stock Exchange PLC. within next 30 working days.

Disclaimer: This report has been prepared by BRAC EPL Stock Brokerage Ltd and is provided for information purposes. It is not, under any circumstances, to be used or considered as an offer to sell, or a solicitation of any offer to buy. Reasonable care has been taken to ensure that the information is not untrue and misleading. BRAC EPL Stock Brokerage Ltd makes no representation or warranty as to the accuracy or completeness of such information. All opinions and estimates included in this report constitute our judgment as of this date and are subject to change without notice.