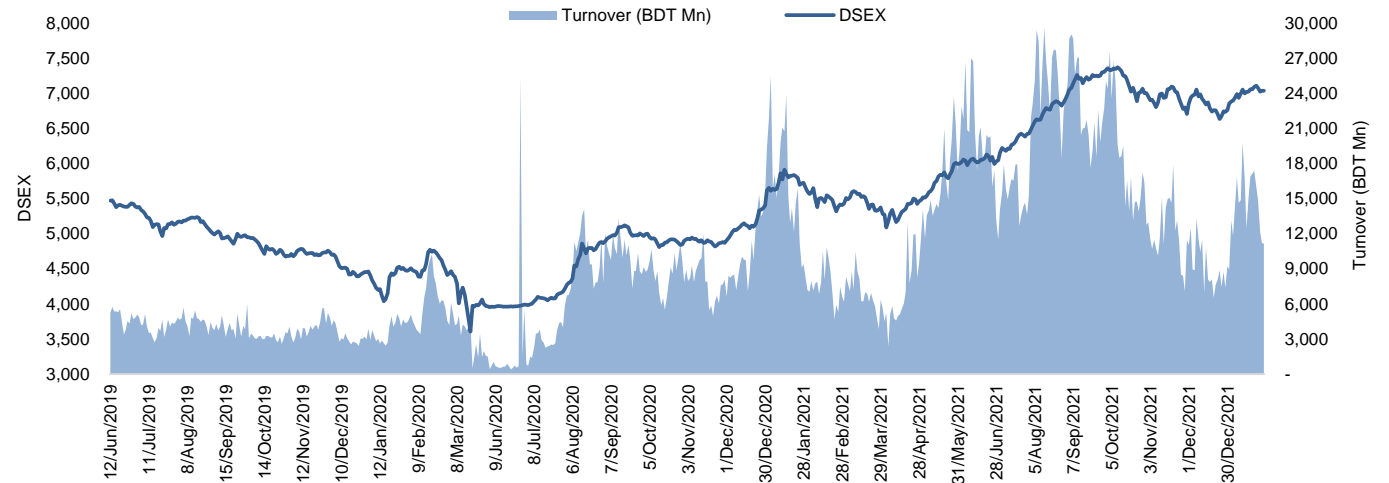


Daily Market Update

The market closed in red today. The benchmark index DSEX (0.00%) lost 0.13 points and closed at 7,032.44. The blue-chip index DS30 (-0.04%), the Shariah-based index DSES (-0.04%), and the large-cap index CDSET (-0.04%) closed at 2,612.16, 1,504.05, and 1,406.89 points, respectively. Large-cap sectors posted mixed performance today. NBF1 booked the highest gain of 2.15% followed by Bank (+0.12%), Pharmaceutical (+0.09%), Telecommunication (+0.03%). Food & Allied experienced the highest loss of 0.35% followed by Fuel & Power (-0.20%), Engineering (-0.14%). Block trades contributed 0.6% of the overall market turnover. Bangladesh Export Import Company Ltd. (-0.1%) was the most traded share with a turnover of BDT 831 million.



Index	Closing	Opening	Point Δ	%Δ	YTD %Δ
DSEX	7,032.44	7,032.57	-0.13	-0.00%	+4.1%
DS30	2,612.16	2,613.33	-1.17	-0.04%	+3.1%
DSES	1,504.05	1,504.61	-0.56	-0.04%	+5.1%
CDSET	1,406.89	1,407.49	-0.60	-0.04%	+3.5%

	Advanced	Declined	Unchanged	Total
All Category	158	157	66	381
A Category (Equity)	95	114	46	255
B Category (Equity)	46	29	10	85
N Category (Equity)	5	4	3	12
Z Category (Equity)	12	10	7	29
Mutual Funds	8	11	17	36
Corporate Bonds	0	3	2	5

		Today	Last Day	Daily %Δ
Mcap	Mn BDT	5,632,115	5,621,394	+0.2%
	Mn USD	65,490	65,365	
Turnover	Mn BDT	11,158	11,174	-0.1%
	Mn USD	130	130	
Volume	Mn Shares	225	216	+4.1%
No. of Trade		197,210	194,175	+1.6%

Figure: Sectorial Turnover (BDT)

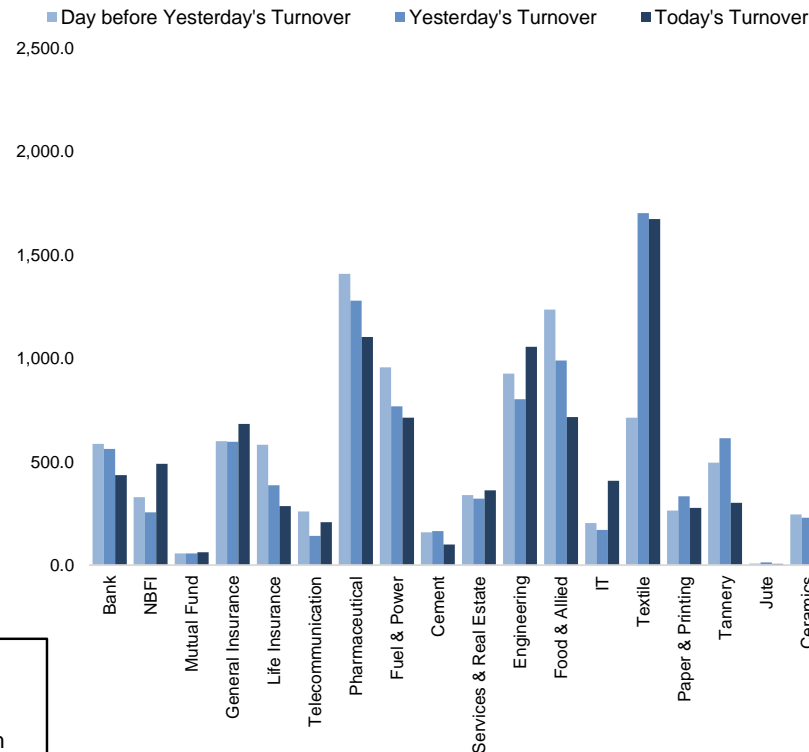
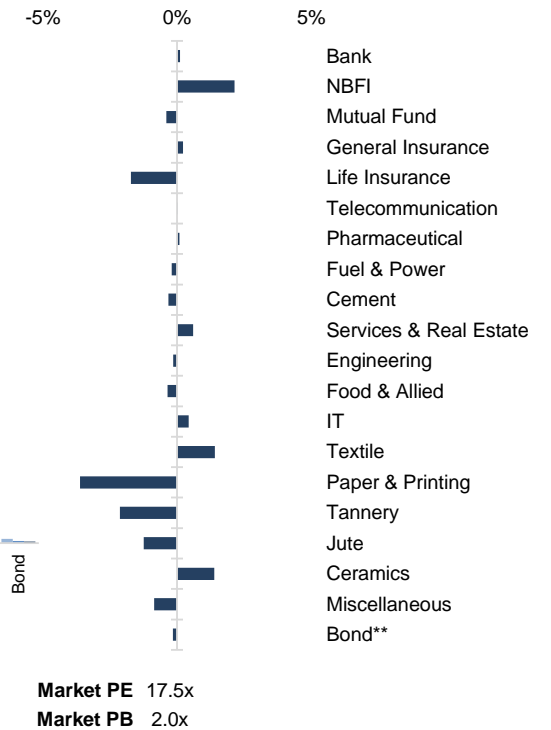


Figure: Sectorial Mcap Change



Fahim Hassan Research Associate (880) 1709636546 fahim.hassan@bracepl.com	Md. Mahmudul Hasan Junior Research Associate (880) 1708805201 mmahmudul.hasan@bracepl.com
---	---

Sector Index	Closing	Opening	Points Δ	%Δ	No. of Companies	Mcap (BDT Mn)	% of Total Mcap	Turnover (BDT Mn)	% of Total Turnover	PE	PB	Top Twenty Market Cap	Mcap (BDT Mn)	% of Total Mcap	Turnover (BDT Mn)	PE	PB
Bank	1,613	1,611	+1.88	+0.12%	33	746,814	14.8%	435.6	4.1%	8.2x	0.9x	GP	479,897	9.5%	16.8	13.2x	11.5x
NBFI	2,460	2,408	+51.72	+2.15%	23	239,428	4.7%	488.9	4.6%	NM	4.4x	BATBC	355,806	7.1%	136.4	25.9x	8.9x
Mutual Fund	895	899	-3.52	-0.39%	37	41,243	0.8%	62.8	0.6%	NM	0.8x	WALTONHIL	324,012	6.4%	15.2	22.4x	3.5x
General Insurance	4,443	4,433	+9.86	+0.22%	40	130,174	2.6%	682.2	6.4%	20.3x	2.2x	ROBI	199,565	4.0%	23.4	86.9x	3.0x
Life Insurance	2,822	2,871	-49.29	-1.72%	13	79,629	1.6%	284.7	2.7%	NM	NM	SQURPHARMA	196,172	3.9%	34.5	11.5x	2.0x
Telecommunication	6,074	6,073	+1.76	+0.03%	3	717,291	14.2%	206.9	1.9%	17.6x	6.1x	UPGDCL	146,605	2.9%	9.4	13.5x	4.1x
Pharmaceutical	3,988	3,984	+3.63	+0.09%	32	743,707	14.8%	1,103.1	10.3%	19.5x	2.7x	RENATA	142,427	2.8%	7.5	27.4x	5.3x
Fuel & Power	1,916	1,920	-3.78	-0.20%	23	500,797	9.9%	712.6	6.6%	12.4x	1.3x	BEXIMCO	133,989	2.7%	831.3	13.3x	1.8x
Cement	2,737	2,746	-8.76	-0.32%	7	134,818	2.7%	99.7	0.9%	18.7x	2.8x	ICB	109,913	2.2%	72.5	77.8x	2.4x
Services & Real Estate	1,489	1,480	+8.82	+0.60%	8	57,690	1.1%	362.0	3.4%	NM	1.2x	LHBL	87,684	1.7%	63.8	22.2x	4.5x
Engineering	4,762	4,769	-6.81	-0.14%	42	558,032	11.1%	1,055.8	9.8%	19.1x	2.1x	BXPHERMA	87,527	1.7%	47.5	15.9x	2.3x
Food & Allied	26,421	26,514	-92.87	-0.35%	21	467,130	9.3%	715.4	6.7%	31.8x	9.2x	BERGERPBL	83,258	1.7%	3.7	26.8x	6.9x
IT	3,234	3,220	+14.07	+0.44%	11	41,096	0.8%	407.9	3.8%	35.2x	2.9x	BRACBANK	78,797	1.6%	46.2	13.7x	1.6x
Textile	1,644	1,621	+22.88	+1.41%	58	178,254	3.5%	1,673.3	15.6%	39.0x	1.1x	MARICO	74,242	1.5%	17.2	21.5x	28.7x
Paper & Printing	9,318	9,668	-349.35	-3.61%	6	33,569	0.7%	277.2	2.6%	NM	2.4x	BEACONPHAR	59,598	1.2%	74.3	51.5x	10.4x
Tannery	3,870	3,954	-84.08	-2.13%	6	40,978	0.8%	300.7	2.8%	NM	4.1x	ISLAMIBANK	52,969	1.1%	5.8	9.9x	0.8x
Jute	8,689	8,799	-109.46	-1.24%	3	2,016	0.0%	6.3	0.1%	NM	20.3x	POWERGRID	50,889	1.0%	231.6	15.3x	0.6x
Ceramics	814	802	+11.13	+1.39%	5	36,393	0.7%	325.3	3.0%	37.2x	2.3x	DUTCHBANGL	49,715	1.0%	6.5	8.5x	1.4x
Miscellaneous	4,734	4,774	-40.60	-0.85%	14	260,346	5.2%	1,533.0	14.3%	17.3x	2.3x	TITASGAS	42,635	0.8%	60.1	12.4x	0.6x
Bond**	90	90	-0.13	-0.15%	7	32,593	0.6%	7.0	0.1%	NM	NM	SUMITPOWER	42,074	0.8%	15.0	7.9x	1.1x

Top Ten Gainers	Close Price (BDT)	Δ%	Turnover (BDT Mn)	PE	PB
QUEENSOUTH	29.7	+10.0%	61.7	25.0x	2.0x
AGNISYSL	26.4	+10.0%	248.7	31.1x	1.8x
UNIONBANK	11.0	+10.0%	0.4	10.3x	0.7x
PHOENIXFIN	26.6	+9.9%	76.6	20.2x	1.2x
BDTHAIFOOD	13.3	+9.9%	0.0	25.0x	0.9x
UNIONINS	23.3	+9.9%	0.0	18.2x	1.5x
MALEKSPIN	34.7	+9.8%	113.0	9.1x	0.7x
YPL	17.4	+9.4%	118.9	NM	1.6x
TALLUSPIN	10.7	+9.2%	12.5	NM	0.4x
MATINSPINN	76.1	+8.9%	312.3	9.4x	1.3x

Top Ten Losers	Close Price (BDT)	Δ%	Turnover (BDT Mn)	PE	PB
APEXFOOT	344.3	-8.7%	157.0	36.9x	1.4x
MPETROLEUM	193.5	-6.9%	29.8	7.2x	1.1x
ORIONINFU	101.6	-5.4%	145.2	62.5x	7.4x
SAMORITA	114.7	-5.3%	45.8	38.6x	2.2x
TAMIJTEX	167.8	-5.1%	6.1	36.1x	2.0x
APEXFOODS	172.9	-4.9%	17.1	87.3x	1.5x
AMCL(PRAN)	363.8	-4.8%	38.0	65.2x	4.2x
BPML	63.3	-4.7%	44.4	25.7x	1.4x
GEMINISEA	356.4	-4.5%	59.4	59.2x	143.1x
NTC	826.6	-4.2%	86.7	NM	9.4x

Top Twenty Free Float Mcap	Free Float Mcap (BDT Mn)	% of Total Free Float Mcap	PE	PB
SQURPHARMA	128,355	6.8%	11.5x	2.0x
BATBC	94,111	5.0%	25.9x	8.9x
BEXIMCO	89,304	4.7%	13.3x	1.8x
RENATA	69,405	3.7%	27.4x	5.3x
BXPHERMA	61,111	3.2%	15.9x	2.3x
GP	47,990	2.5%	13.2x	11.5x
BRACBANK	42,361	2.2%	13.7x	1.6x
BEACONPHAR	41,719	2.2%	51.5x	10.4x
LHBL	30,970	1.6%	22.2x	4.5x
ISLAMIBANK	25,785	1.4%	9.9x	0.8x
EBL	25,441	1.3%	6.7x	1.2x
OLYMPIC	20,371	1.1%	17.3x	3.4x
ROBI	19,957	1.1%	86.9x	3.0x
CITYBANK	19,608	1.0%	6.5x	0.9x
PUBALIBANK	19,441	1.0%	5.3x	0.7x
BSRMLTD	17,957	0.9%	6.5x	1.1x
IFIC	17,878	0.9%	14.1x	1.0x
ORIONPHARM	16,856	0.9%	30.3x	1.3x
NBL	16,810	0.9%	6.4x	0.4x
ALARABANK	16,714	0.9%	10.4x	1.2x

Most Traded Share	Close Price (BDT)	Δ%	Turnover (BDT Mn)	PE	PB
BEXIMCO	152.9	-0.1%	831.3	13.3x	1.8x
BSC	119.4	-4.2%	607.3	14.1x	1.8x
MATINSPINN	76.1	+8.9%	312.3	9.4x	1.3x
RAKCERAMIC	57.0	+2.2%	288.0	28.4x	3.4x
ORIONPHARM	105.9	-	274.1	30.3x	1.3x
ASIAINS	100.0	-3.5%	272.3	35.1x	3.6x
GPHISPAT	60.7	+0.8%	266.1	13.9x	2.2x
AGNISYSL	26.4	+10.0%	248.7	31.1x	1.8x
POWERGRID	71.4	-	231.6	15.3x	0.6x
SONALIPAPR	749.9	-3.4%	202.7	NM	3.1x

Block Trade	Maximum Price (BDT)	Price (BDT)	No. of Trade	Quantity ('000)	Turnover (BDT Mn)
BEACONPHAR	263.1	242.1	2.0	747	181.42
ANWARGALV	405.0	395.0	2.0	149	59.35
NEWLINE	41.3	41.3	1.0	670	27.67
FORTUNE	120.0	119.0	3.0	181	21.69
INDEXAGRO	130.0	130.0	1.0	160	20.80
BXPHERMA	198.0	198.0	1.0	68	13.46
FAREASTLIF	113.0	98.0	3.0	78	8.51
KTL	31.4	31.0	9.0	261	8.17
SHEPHERD	26.1	26.1	1.0	272	7.10
APEXFOOT	359.0	355.0	4.0	20	7.00

*NBFI Sector PE calculation methodology has been modified to reflect positive earnings only.

** The base of the Bond index starts at 100, starting from Jan 13, 2022

Block Trade	Maximum Price (BDT)	Minimum Price (BDT)	Turnover (BDT Mn)	Quantity ('000)	No. of Trade
BEACONPHAR	263.1	242.1	181.4	747	2
ANWARGALV	405.0	395.0	59.3	149	2
NEWLINE	41.3	41.3	27.7	670	1
FORTUNE	120.0	119.0	21.7	181	3
INDEXAGRO	130.0	130.0	20.8	160	1
BXPHARMA	198.0	198.0	13.5	68	1
FAREASTLIF	113.0	98.0	8.5	78	3
KTL	31.4	31.0	8.2	261	9
SHEPHERD	26.1	26.1	7.1	272	1
APEXFOOT	359.0	355.0	7.0	20	4
RUPALIINS	44.0	44.0	6.0	136	1
PRIMEINSUR	80.0	80.0	6.0	75	2
YPL	16.2	15.7	6.0	371	3
MALEKSPIN	34.7	31.0	3.8	116	3
APSCLBOND	5,400.0	5,400.0	3.6	1	1
ONEBANKLTD	14.7	14.7	2.9	200	1
AGNISYSL	25.2	24.3	2.6	105	4
ALLTEX	18.0	18.0	2.5	140	1
PADMALIFE	48.0	48.0	2.4	50	1
SANDHANINS	39.6	39.6	2.4	60	1
RELIANCINS	93.0	93.0	2.3	25	1
LANKABAFIN	41.4	41.4	2.1	50	1
Total			417.5		66

Upcoming Corporate Events

DSE Ticker	Right Share	Dividend		Event	Date
		Stock	Cash		
NLI First Mutual Fund	-	0.0%	0.0%	Record Date	06-Feb-22
Tallu Spinning Mills Ltd.	-	0.0%	0.0%	Record Date	13-Feb-22
Marico Bangladesh Limited	-	0.0%	200.0%	Record Date	16-Feb-22
Singer Bangladesh Limited	-	0.0%	60.0%	Record Date	16-Feb-22
Monno Fabrics Limited	-	0.0%	1.0%	Record Date	17-Feb-22

Important DSE News
SINGERBD

The Board of Directors has recommended 60% cash dividend for the year ended on December 31, 2021. Date of AGM: 13.04.2022, Time: 11:00 AM, Venue: Digital Platform. Record Date: 16.02.2022. The Company has also reported EPS of Tk. 5.20, NAV per share of Tk. 34.06 and NOCFPS of Tk. (21.37) for the year ended on December 31, 2021 as against Tk. 8.06, Tk. 34.66 and Tk. 10.25 respectively for the same period of the previous year.

MONNOAGML

(Q2 Un-audited): EPS was Tk. 0.49 for October-December, 2021 as against Tk. 0.57 for October-December, 2020; EPS was Tk. 0.85 for July-December, 2021 as against Tk. 1.06 for July-December, 2020. NOCFPS was Tk. (1.91) for July-December, 2021 as against Tk. (23.63) for July-December, 2020. NAV per share was Tk. 14.47 as on December 31, 2021 and Tk. 13.62 as on June 30, 2021.

TAMIJTEX

(Q2 Un-audited): EPS was Tk. 1.85 for October-December 2021 as against Tk. 1.50 for October-December 2020; EPS was Tk. 2.60 for July-December 2021 as against Tk. 1.83 for July-December 2020. NOCFPS was Tk. 7.91 for July-December 2021 as against Tk. 7.82 for July-December 2020. NAV per share was Tk. 82.96 as on December 31, 2021 and Tk. 82.30 as on June 30, 2021.

MONNOFABR

(Q2 Un-audited): EPS was Tk. 0.04 for October-December, 2021 as against Tk. 0.01 for October-December, 2020; EPS was Tk. 0.05 for July-December, 2021 as against Tk. 0.02 for July-December, 2020. NOCFPS was Tk. (0.64) for July-December, 2021 as against Tk. (1.09) for July-December, 2020. NAV per share was Tk. 25.36 as on December 31, 2021 and Tk. 27.37 as on June 30, 2021.

MONNOCERA

(Q2 Un-audited): EPS was Tk. 0.43 for October-December 2021 as against Tk. 0.37 for October-December 2020; EPS was Tk. 0.64 for July-December 2021 as against Tk. 0.72 for July-December 2020. NOCFPS was Tk. 4.43 for July-December 2021 as against Tk. (1.31) for July-December 2020. NAV per share was Tk. 57.59 as on December 31, 2021 and Tk. 57.37 as on June 30, 2021.

APEXSPINN

(Q2 Un-audited): EPS was Tk. 1.16 for October-December 2021 as against Tk. 1.04 for October-December 2020; EPS was Tk. 1.81 for July-December 2021 as against Tk. 1.75 for July-December 2020. NOCFPS was Tk. 0.34 for July-December 2021 as against Tk. 7.52 for July-December 2020. NAV per share was Tk. 56.15 as on December 31, 2021 and Tk. 55.81 as on June 30, 2021.

APEXFOODS

(Q2 Un-audited): EPS was Tk. 0.43 for October-December 2021 as against Tk. 0.33 for October-December 2020; EPS was Tk. 1.10 for July-December 2021 as against Tk. 0.70 for July-December 2020. NOCFPS was Tk. 32.58 for July-December 2021 as against Tk. 20.40 for July-December 2020. NAV per share was Tk. 117.95 as on December 31, 2021 and Tk. 119.39 as on June 30, 2021.

Disclaimer: This report has been prepared by BRAC EPL Stock Brokerage Ltd and is provided for information purposes. It is not, under any circumstances, to be used or considered as an offer to sell, or a solicitation of any offer to buy. Reasonable care has been taken to ensure that the information is not untrue and misleading. BRAC EPL Stock Brokerage Ltd makes no representation or warranty as to the accuracy or completeness of such information. All opinions and estimates included in this report constitute our judgment as of this date and are subject to change without notice.

PENINSULA

Engineer Mosharraf Hossain, one of the Sponsors of the Company, has expressed his intention to buy 1,73,000 shares of the Company at prevailing market price (in the Public Market) through Dhaka Stock Exchange within next 30 working days. Mrs. Ayesha Sultana, one of the Sponsor Directors of the Company, has expressed her intention to buy 1,17,000 shares of the Company at prevailing market price (in the Public Market) through Dhaka Stock Exchange within next 30 working days.

SONALIPAPR

Mohammad Javed Noman, one of the Directors of the Company, has further reported that he has completed his sale of 9,00,000 shares (DSE platform 8,96,500 shares and CSE platform 3,500 shares) of the Company at prevailing market price as per declaration disseminated on 02.01.2022.

TOSRIFA

Northern Corporation Limited, one of the Corporate Directors of the Company, has expressed its intention to sell 17,65,000 shares out of its holding 1,38,19,050 shares of the Company at prevailing market price (In the Public Market) through Dhaka Stock Exchange within next 30 working days.

CAPMIBBLMF

Islami Bank Bangladesh Limited, one of the Corporate Sponsors of the Fund, has further reported that it has completed its sale of 20,00,000 units of the Fund at prevailing market price through Dhaka Stock Exchange as per declaration disseminated on 04.01.2022.

Disclaimer: This report has been prepared by BRAC EPL Stock Brokerage Ltd and is provided for information purposes. It is not, under any circumstances, to be used or considered as an offer to sell, or a solicitation of any offer to buy. Reasonable care has been taken to ensure that the information is not untrue and misleading. BRAC EPL Stock Brokerage Ltd makes no representation or warranty as to the accuracy or completeness of such information. All opinions and estimates included in this report constitute our judgment as of this date and are subject to change without notice.