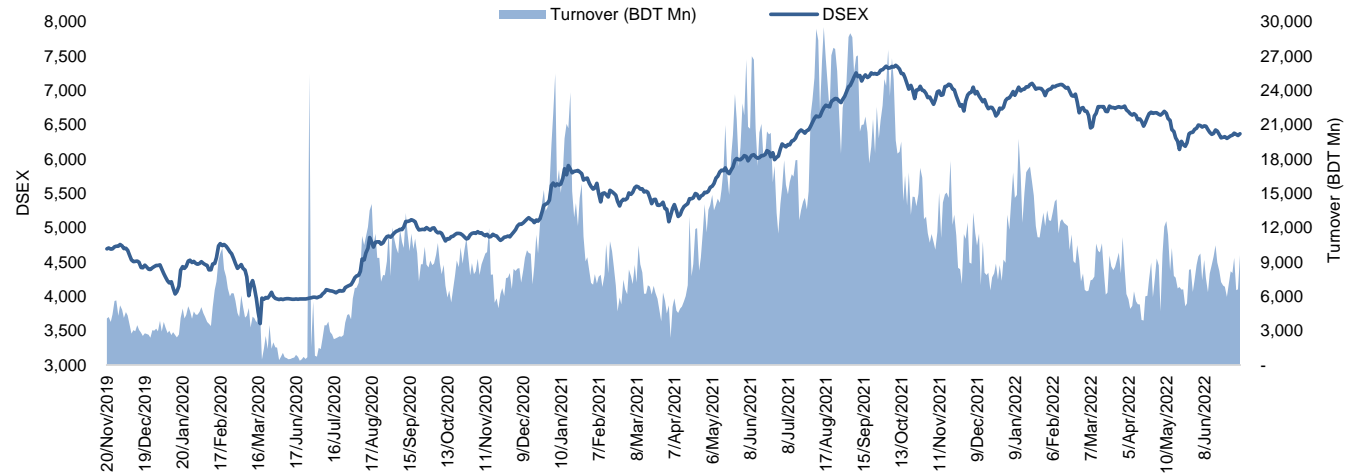


The market closed in green today. The benchmark index DSEX (+0.40%) gained 25.25 points and closed at 6,372.13. The bluechip index DS30 (+0.79%), the Shariah-based index DSES (+0.30%), and the large-cap index CDSET (+0.55%) closed at 2,301.92, 1,389.25, and 1,262.91 points, respectively. Large-cap sectors posted mixed performance today. Telecommunication booked the highest gain of 2.50% followed by Fuel & Power (+0.78%), Engineering (+0.24%). Bank experienced the highest loss of 0.25% followed by Food & Allied (-0.15%), NBF1 (-0.02%), Pharmaceutical (-0.02%). Block trades contributed 0.5% of the overall market turnover. Bangladesh Export Import Company Ltd. (+2.8%) was the most traded share with a turnover of BDT 950 million.



Index	Closing	Opening	Point Δ	%Δ	YTD %Δ
DSEX	6,372.13	6,346.88	+25.25	+0.40%	-5.7%
DS30	2,301.92	2,283.95	+17.97	+0.79%	-9.1%
DSES	1,389.25	1,385.16	+4.09	+0.30%	-2.9%
CDSET	1,262.91	1,256.04	+6.87	+0.55%	-7.1%

	Advanced	Declined	Unchanged	Total
All Category	160	159	63	382
A Category (Equity)	110	104	49	263
B Category (Equity)	44	36	9	89
N Category (Equity)	2	5	0	7
Z Category (Equity)	4	14	5	23
Mutual Funds	6	8	21	35
Corporate Bonds	1	2	0	3

		Today	Last Day	Daily %Δ
Mcap	Mn BDT	5,197,542	5,172,555	
	Mn USD	55,618	55,351	+0.5%
Turnover	Mn BDT	9,608	6,626	
	Mn USD	103	71	+45.0%
Volume	Mn Shares	249	191	+30.5%
No. of Trade		188,539	262,953	-28.3%

\* Exchange Rate is BDT 93.45 as of Jul 05, 2022

Figure: Sectorial Turnover (BDT)

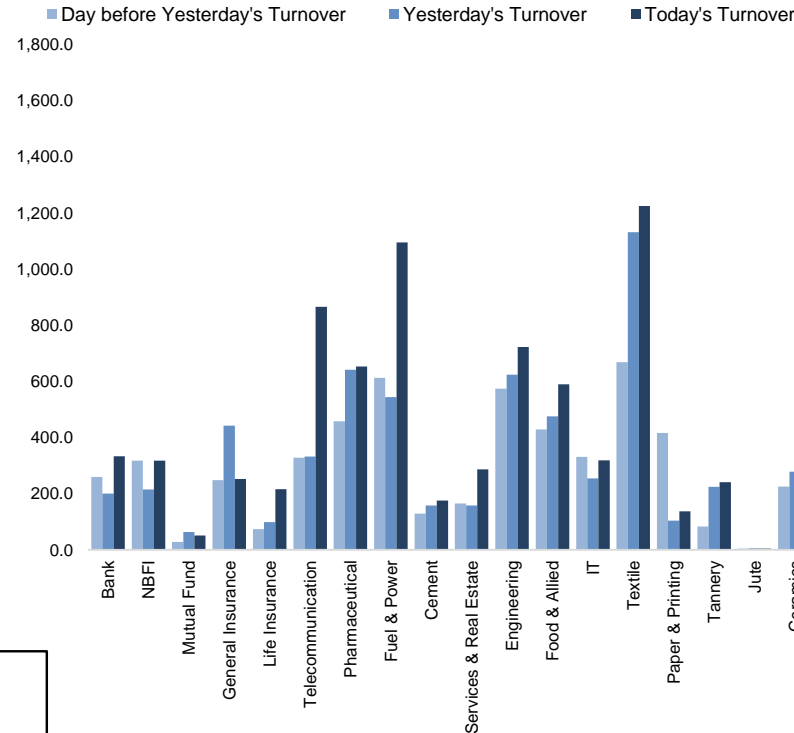
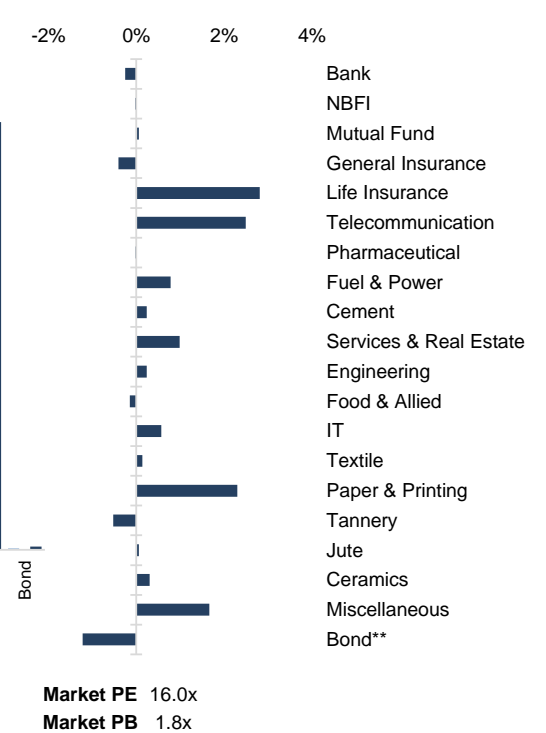


Figure: Sectorial Mcap Change



Market PE 16.0x  
Market PB 1.8x

<b>Fahim Hassan</b> Research Associate (880) 1709636546 fahim.hassan@bracepl.com	<b>Billal Hossain</b> Research Associate (880) 1708805229 billal.hossain@bracepl.com
---	---

Sector Index	Closing	Opening	Points Δ	%Δ	No. of Companies	Mcap (BDT Mn)	% of Total Mcap	Turnover (BDT Mn)	% of Total Turnover	PE	PB	Top Twenty Market Cap	Mcap (BDT Mn)	% of Total Mcap	Turnover (BDT Mn)	PE	PB
Bank	1,443	1,447	-3.63	-0.25%	33	668,533	14.6%	333.5	3.5%	7.9x	0.8x	GP	393,072	8.6%	288.6	11.8x	6.8x
NBFI	2,001	2,001	-0.47	-0.02%	23	196,835	4.3%	318.2	3.4%	NM	3.6x	WALTONHIL	326,587	7.1%	0.7	22.8x	3.4x
Mutual Fund	884	884	+0.54	+0.06%	36	39,148	0.9%	50.5	0.5%	NM	0.8x	BATBC	291,546	6.4%	74.5	19.1x	8.9x
General Insurance	3,367	3,380	-13.67	-0.40%	41	99,957	2.2%	252.0	2.7%	15.9x	1.6x	ROBI	194,327	4.2%	562.7	NM	2.9x
Life Insurance	2,367	2,302	+64.72	+2.81%	13	66,484	1.5%	215.7	2.3%	NM	NM	SQRPHARMA	190,410	4.2%	70.7	10.3x	1.9x
Telecommunication	5,293	5,164	+129.01	+2.50%	3	624,009	13.6%	865.5	9.1%	16.7x	4.6x	UPGDCL	143,417	3.1%	8.7	11.6x	4.4x
Pharmaceutical	3,757	3,758	-0.79	-0.02%	32	705,315	15.4%	652.9	6.9%	17.4x	2.5x	RENATA	142,802	3.1%	4.5	25.8x	5.0x
Fuel & Power	1,822	1,808	+14.19	+0.78%	23	475,798	10.4%	1,095.2	11.6%	11.9x	1.2x	BEXIMCO	116,375	2.5%	950.1	8.1x	1.5x
Cement	2,496	2,490	+6.02	+0.24%	7	122,232	2.7%	175.9	1.9%	25.9x	2.7x	LHBL	82,922	1.8%	121.4	21.9x	4.7x
Services & Real Estate	1,445	1,431	+14.18	+0.99%	8	54,925	1.2%	286.8	3.0%	76.4x	1.1x	BERGERPBL	80,549	1.8%	2.5	27.7x	7.6x
Engineering	4,689	4,678	+11.16	+0.24%	42	548,265	12.0%	722.8	7.6%	19.0x	1.9x	ICB	80,420	1.8%	4.7	45.5x	1.8x
Food & Allied	21,965	21,997	-31.98	-0.15%	21	390,486	8.5%	589.6	6.2%	23.9x	9.1x	MARICO	75,625	1.7%	1.1	21.3x	28.1x
IT	2,685	2,670	+15.30	+0.57%	11	33,978	0.7%	318.3	3.4%	27.6x	2.4x	BXPBARMA	68,701	1.5%	49.8	12.0x	1.7x
Textile	1,604	1,602	+2.23	+0.14%	58	173,297	3.8%	1,224.9	12.9%	26.0x	1.1x	BRACBANK	60,013	1.3%	72.0	11.3x	1.1x
Paper & Printing	8,100	7,918	+182.10	+2.30%	6	28,982	0.6%	137.1	1.4%	NM	2.0x	BEACONPHAR	59,090	1.3%	8.2	63.2x	10.1x
Tannery	3,199	3,216	-16.76	-0.52%	6	34,147	0.7%	240.7	2.5%	48.2x	3.4x	ISLAMIBANK	52,003	1.1%	3.3	10.6x	0.8x
Jute	8,664	8,658	+5.38	+0.06%	3	1,994	0.0%	4.2	0.0%	NM	28.1x	DUTCHBANGL	44,876	1.0%	2.8	7.8x	1.2x
Ceramics	804	802	+2.45	+0.31%	5	36,214	0.8%	450.0	4.8%	34.0x	2.2x	TITASGAS	43,427	0.9%	447.4	13.0x	0.6x
Miscellaneous	4,443	4,371	+72.76	+1.66%	15	246,777	5.4%	1,524.0	16.1%	12.1x	2.1x	POWERGRID	41,338	0.9%	72.9	11.3x	0.4x
Bond**	90	91	-1.11	-1.22%	9	37,445	0.8%	11.7	0.1%	NM	NM	SUMITPOWER	40,045	0.9%	11.3	9.5x	1.1x

Top Ten Gainers	Close Price (BDT)	Δ%	Turnover (BDT Mn)	PE	PB	Top Twenty Free Float Mcap	Free Float Mcap (BDT Mn)	% of Total Free Float Mcap	PE	PB	Most Traded Share	Close Price (BDT)	Δ%	Turnover (BDT Mn)	PE	PB
ECABLES	177.6	+10.0%	31.4	NM	21.4x	SQRPHARMA	124,585	7.3%	10.3x	1.9x	BEXIMCO	132.8	+2.8%	950.1	8.1x	1.5x
DELTALIFE	136.9	+10.0%	104.2	NM	NM	BEXIMCO	77,564	4.5%	8.1x	1.5x	ROBI	37.1	+1.9%	562.7	NM	2.9x
ACFL	30.5	+9.7%	24.0	26.8x	0.9x	BATBC	77,114	4.5%	19.1x	8.9x	TITASGAS	43.9	+4.3%	447.4	13.0x	0.6x
EPL	41.8	+7.7%	118.5	30.1x	0.7x	RENATA	69,588	4.1%	25.8x	5.0x	FUWANGFOOD	26.3	+4.4%	292.2	NM	2.2x
AMANFEED	37.8	+6.8%	63.9	15.6x	1.1x	BXPBARMA	47,967	2.8%	12.0x	1.7x	GP	291.1	+3.0%	288.6	11.8x	6.8x
SONALIPAPR	659.7	+6.0%	84.3	46.6x	2.6x	BEACONPHAR	41,363	2.4%	63.2x	10.1x	BSC	116.5	+1.8%	255.5	8.6x	1.7x
STANCERAM	147.7	+5.9%	9.5	NM	19.9x	GP	39,307	2.3%	11.8x	6.8x	INTRACO	29.0	-1.7%	250.1	27.8x	2.4x
MIRAKHTER	57.3	+5.3%	27.5	21.5x	1.2x	BRACBANK	32,263	1.9%	11.3x	1.1x	SPCERAMICS	51.6	-1.9%	182.8	NM	1.6x
FUWANGFOOD	26.3	+4.4%	292.2	NM	2.2x	LHBL	29,288	1.7%	21.9x	4.7x	FORTUNE	90.6	+0.6%	180.9	29.2x	6.0x
TITASGAS	43.9	+4.3%	447.4	13.0x	0.6x	ISLAMIBANK	25,315	1.5%	10.6x	0.8x	JHRML	82.9	+0.9%	161.4	28.0x	2.7x

Top Ten Losers	Close Price (BDT)	Δ%	Turnover (BDT Mn)	PE	PB	Block Trade	Maximum Price (BDT)	Minimum Price (BDT)	No. of Trade	Quantity ('000)	Turnover (BDT Mn)
ALARABANK	24.7	-2.0%	5.9	11.3x	1.1x	DELTA LIFE	136.9	124.5	8.0	412	51.93
APEXFOOT	261.9	-2.0%	31.7	23.5x	1.1x	AL-HAJTEX	129.0	121.2	13.0	151	18.40
MONOSPOOL	159.5	-2.0%	8.7	52.4x	3.8x	CITYBANK	22.6	22.6	1.0	500	11.30
PAPERPROC	170.5	-2.0%	11.1	55.9x	5.7x	SONALIPAPR	650.0	618.0	2.0	12	7.61
GHCL	35.5	-1.9%	5.2	NM	0.7x	BATBC	540.0	540.0	1.0	10	5.40
KHYAMPSUG	117.2	-1.9%	7.6	NM	NM	BDFINANCE	53.0	53.0	1.0	100	5.30
KDSALTD	61.3	-1.9%	38.8	26.6x	2.4x	MARICO	2,400.0	2,400.0	1.0	2	4.80
MEGHNAINS	56.2	-1.9%	13.3	77.7x	3.9x	BRACBANK	43.0	43.0	1.0	97	4.17
ACMEPL	36.1	-1.9%	45.7	21.4x	2.0x	SEAPEARL	44.2	44.2	1.0	90	3.98
SPCERAMICS	51.6	-1.9%	182.8	NM	1.6x	PRIMEINSUR	97.5	97.5	2.0	30	2.93

\*NBFI Sector PE calculation methodology has been modified to reflect positive earnings only.

\*\* The base of the Bond index starts at 100, starting from Jan 13, 2022

Block Trade	Maximum Price (BDT)	Minimum Price (BDT)	Turnover (BDT Mn)	Quantity ('000)	No. of Trade
DELTALIFE	136.9	124.5	51.9	412	8
AL-HAJTEX	129.0	121.2	18.4	151	13
CITYBANK	22.6	22.6	11.3	500	1
SONALIPAPR	650.0	618.0	7.6	12	2
BATBC	540.0	540.0	5.4	10	1
BDFINANCE	53.0	53.0	5.3	100	1
MARICO	2,400.0	2,400.0	4.8	2	1
BRACBANK	43.0	43.0	4.2	97	1
SEAPEARL	44.2	44.2	4.0	90	1
PRIMEINSUR	97.5	97.5	2.9	30	2
FORTUNE	98.8	98.8	2.5	25	1
SUNLIFEINS	47.7	47.7	2.4	50	1
SQURPHARMA	215.0	215.0	2.2	10	1
TITASGAS	42.8	42.8	2.1	50	1
CNATEX	10.2	10.2	2.0	200	1
GLOBALINS	40.5	40.0	1.3	34	2
RAKCERAMIC	51.9	51.9	1.3	25	1
ZAHEENSPIN	12.5	12.5	1.3	100	1
PADMALIFE	49.0	49.0	1.2	25	1
YPL	22.2	22.2	1.1	50	1
BEXIMCO	138.9	138.9	1.0	7	1
BDTHAI	20.0	20.0	1.0	50	2
<b>Total</b>			<b>138.6</b>		<b>50</b>

**Upcoming Corporate Events**

DSE Ticker	Right Share	Dividend		Event	Date
		Stock	Cash		
Janata Insurance Company Ltd.	-	5.0%	6.0%	Record Date	7-Jul-22
Bangladesh General Insurance Company Ltd.	-	0.0%	12.5%	Record Date	7-Jul-22
Pragati Life Insurance Ltd.	-	6.0%	11.0%	Record Date	7-Jul-22
Prime Insurance Company Ltd.	-	0.0%	15.0%	Record Date	12-Jul-22
NRB Commercial Bank Limited	-	7.5%	0.0%	Record Date	13-Jul-22
Union Insurance Company Limited	-	0.0%	5.0%	Record Date	20-Jul-22
Express Insurance Limited	-	0.0%	10.0%	Record Date	21-Jul-22
Purabi Gen. Insurance Company Ltd.	-	0.0%	10.0%	Record Date	25-Jul-22
Bangladesh Industrial Fin. Co. Ltd.	-	0.0%	0.0%	Record Date	25-Jul-22
National Life Insurance Company Ltd.	-	0.0%	35.0%	Record Date	28-Jul-22
Kay & Que (Bangladesh) Ltd.	-	0.0%	5.0%	Record Date	Notify later

**Important DSE News**
**ADNTEL**

The Company has informed that the Board of Directors has approved the draft Share Transfer Agreement to acquire 60% shares of SOS Developments Limited at a price of BDT 2,00,00,000.00 (Taka Two Crore) subject to completion of all regulatory formalities. SOS Developments Limited is a private limited company and its nature of business is providing fire security solution services. The company has also informed that investing amount shall be financed from Company's own source of fund. SOS Developments Limited has entered with "Fire Service Welfare Trust" a Joint Venture Agreement for providing fire security solution services with an innovative device with its own systems called "Instant Response System" (IRS) as fire guard. The tenure of this Agreement is 10 years with an expected revenue of over BDT 50 Crore approximately per year.

**Disclaimer:** This report has been prepared by BRAC EPL Stock Brokerage Ltd and is provided for information purposes. It is not, under any circumstances, to be used or considered as an offer to sell, or a solicitation of any offer to buy. Reasonable care has been taken to ensure that the information is not untrue and misleading. BRAC EPL Stock Brokerage Ltd makes no representation or warranty as to the accuracy or completeness of such information. All opinions and estimates included in this report constitute our judgment as of this date and are subject to change without notice.