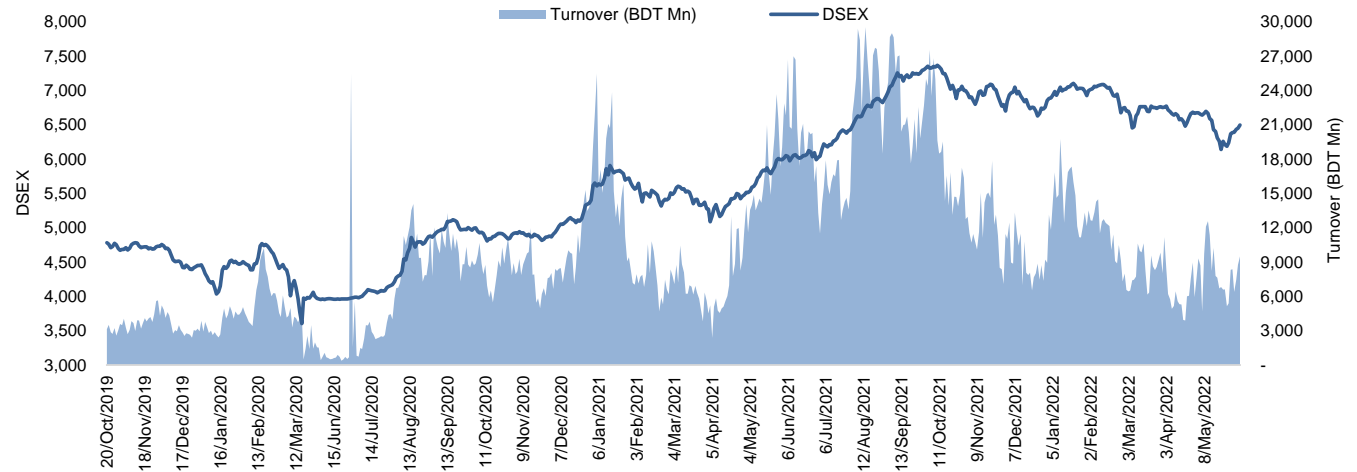


Daily Market Update

The market closed in green today. The benchmark index DSEX (+0.71%) gained 45.86 points and closed at 6,497.39. The blue-chip index DS30 (+0.77%), the Shariah-based index DSES (+0.73%), and the large-cap index CDSET (+0.88%) closed at 2,373.80, 1,426.08, and 1,296.72 points, respectively. Most of the large-cap sectors posted positive performance today. Food & Allied booked the highest gain of 2.19% followed by Telecommunication (+2.13%), Fuel & Power (+1.05%), Engineering (+0.79%), Pharmaceutical (+0.62%), Bank (+0.17%), and NBFI (-0.12%), respectively. Block trades contributed 0.6% of the overall market turnover. Bangladesh Export Import Company Ltd. (+0.1%) was the most traded share with a turnover of BDT 387 million.



Index	Closing	Opening	Point Δ	%Δ	YTD %Δ
DSEX	6,497.39	6,451.53	+45.86	+0.71%	-3.8%
DS30	2,373.80	2,355.68	+18.12	+0.77%	-6.3%
DSES	1,426.08	1,415.72	+10.35	+0.73%	-0.4%
CDSET	1,296.72	1,285.40	+11.32	+0.88%	-4.6%

	Advanced	Declined	Unchanged	Total
All Category	202	124	52	378
A Category (Equity)	150	76	34	260
B Category (Equity)	39	39	11	89
N Category (Equity)	4	2	0	6
Z Category (Equity)	9	7	7	23
Mutual Funds	14	6	13	33
Corporate Bonds	1	1	1	3

		Today	Last Day	Daily %Δ
Mcap	Mn BDT	5,245,744	5,202,772	+0.8%
	Mn USD	60,997	60,497	
Turnover	Mn BDT	9,501	8,751	+8.6%
	Mn USD	110	102	
Volume	Mn Shares	258	243	+6.1%
No. of Trade		188,210	181,579	+3.7%

Fahim Hassan
Research Associate
(880) 1709636546
fahim.hassan@bracepl.com

Billal Hossain
Research Associate
(880) 1708805229
billal.hossain@bracepl.com

Figure: Sectorial Turnover (BDT)

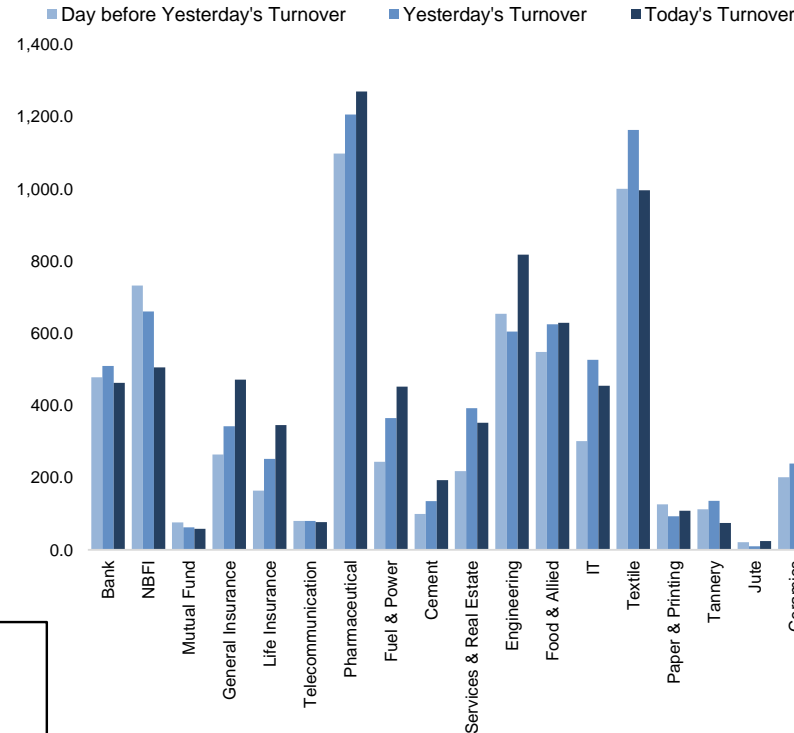
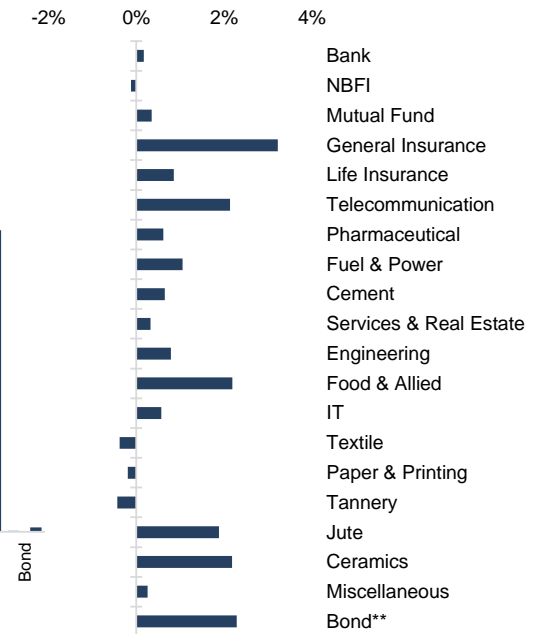


Figure: Sectorial Mcap Change



Market PE 16.1x
Market PB 1.8x

Sector Index	Closing	Opening	Points Δ	%Δ	No. of Companies	Mcap (BDT Mn)	% of Total Mcap	Turnover (BDT Mn)	% of Total Turnover	PE	PB	Top Twenty Market Cap	Mcap (BDT Mn)	% of Total Mcap	Turnover (BDT Mn)	PE	PB
Bank	1,431	1,429	+2.50	+0.17%	33	657,731	14.3%	462.4	5.5%	7.8x	0.8x	GP	423,184	9.2%	48.5	12.7x	7.3x
NBFI	2,039	2,041	-2.43	-0.12%	23	200,572	4.4%	505.0	6.0%	NM	3.6x	WALTONHIL	332,252	7.2%	4.9	23.2x	3.4x
Mutual Fund	879	876	+3.11	+0.36%	36	38,927	0.8%	58.0	0.7%	NM	0.8x	BATBC	307,962	6.7%	50.5	20.2x	9.4x
General Insurance	3,475	3,367	+108.58	+3.23%	40	102,117	2.2%	471.1	5.6%	16.2x	1.7x	SQURPHARMA	196,083	4.3%	113.4	10.6x	2.0x
Life Insurance	2,434	2,413	+20.66	+0.86%	13	68,369	1.5%	345.6	4.1%	NM	NM	ROBI	155,043	3.4%	17.8	84.6x	2.3x
Telecommunication	5,206	5,097	+108.78	+2.13%	3	613,780	13.3%	76.9	0.9%	16.4x	4.5x	UPGDCL	145,504	3.2%	7.3	11.8x	4.4x
Pharmaceutical	3,870	3,846	+23.78	+0.62%	32	726,380	15.8%	1,270.2	15.0%	17.9x	2.6x	RENATA	143,338	3.1%	28.0	25.9x	5.0x
Fuel & Power	1,811	1,792	+18.90	+1.05%	23	472,488	10.2%	451.8	5.3%	11.7x	1.2x	BEXIMCO	118,303	2.6%	386.5	8.2x	1.5x
Cement	2,530	2,514	+16.32	+0.65%	7	123,904	2.7%	192.9	2.3%	26.3x	2.7x	LHBL	85,593	1.9%	159.1	22.6x	4.8x
Services & Real Estate	1,473	1,468	+4.79	+0.33%	8	55,988	1.2%	352.1	4.2%	91.5x	1.1x	ICB	82,435	1.8%	2.8	46.7x	1.8x
Engineering	4,732	4,695	+37.22	+0.79%	42	553,272	12.0%	818.2	9.7%	19.2x	1.9x	BERGERPBL	80,535	1.7%	2.5	27.7x	7.6x
Food & Allied	23,006	22,513	+492.62	+2.19%	21	408,995	8.9%	628.9	7.4%	24.7x	9.6x	MARICO	75,417	1.6%	20.0	21.2x	28.0x
IT	2,848	2,832	+16.13	+0.57%	11	36,042	0.8%	454.9	5.4%	29.3x	2.5x	BXPBARMA	73,385	1.6%	77.9	12.8x	1.8x
Textile	1,579	1,585	-5.95	-0.38%	58	170,665	3.7%	996.2	11.8%	24.2x	1.1x	BEACONPHAR	65,789	1.4%	27.4	70.3x	11.3x
Paper & Printing	7,570	7,584	-14.37	-0.19%	6	27,086	0.6%	108.1	1.3%	NM	1.9x	BRACBANK	57,079	1.2%	41.5	10.8x	1.1x
Tannery	3,487	3,502	-15.03	-0.43%	6	37,224	0.8%	74.3	0.9%	52.6x	3.7x	ISLAMIBANK	51,198	1.1%	4.5	10.4x	0.8x
Jute	8,827	8,664	+163.10	+1.88%	3	2,032	0.0%	24.2	0.3%	NM	28.7x	DUTCHBANGL	41,239	0.9%	12.9	7.1x	1.1x
Ceramics	735	719	+15.71	+2.18%	5	33,103	0.7%	319.9	3.8%	31.0x	2.0x	POWERGRID	40,911	0.9%	32.6	11.2x	0.4x
Miscellaneous	4,476	4,464	+11.51	+0.26%	15	248,567	5.4%	835.7	9.9%	12.3x	2.1x	SUMITPOWER	40,259	0.9%	4.6	9.6x	1.1x
Bond**	89	87	+2.00	+2.29%	8	33,360	0.7%	12.3	0.1%	NM	NM	TITASGAS	38,975	0.8%	22.8	11.7x	0.5x

Top Ten Gainers	Close Price (BDT)	Δ%	Turnover (BDT Mn)	PE	PB	Top Twenty Free Float Mcap	Free Float Mcap (BDT Mn)	% of Total Free Float Mcap	PE	PB	Most Traded Share	Close Price (BDT)	Δ%	Turnover (BDT Mn)	PE	PB
PRIMEINSUR	83.9	+10.0%	19.2	25.1x	4.5x	SQURPHARMA	128,297	7.4%	10.6x	2.0x	BEXIMCO	135.0	+0.1%	386.5	8.2x	1.5x
MEGCONMILK	22.9	+9.6%	10.8	NM	NM	BATBC	81,456	4.7%	20.2x	9.4x	BDCOM	37.0	+6.9%	212.9	24.7x	2.4x
MEGHNAPEP	31.0	+9.2%	9.9	NM	NM	BEXIMCO	78,849	4.5%	8.2x	1.5x	SHEPHERD	29.4	-1.0%	204.2	37.4x	1.9x
GBBPOWER	24.7	+8.3%	63.8	20.2x	1.2x	RENATA	69,849	4.0%	25.9x	5.0x	FUWANGFOOC	23.6	+6.8%	201.2	NM	2.0x
LRBDL	42.8	+7.3%	74.6	18.2x	1.1x	BXPBARMA	51,238	3.0%	12.8x	1.8x	ORIONPHARM	92.6	-0.8%	197.5	22.6x	1.1x
SONARBAINS	56.0	+7.1%	14.8	27.6x	2.7x	BEACONPHAR	46,052	2.7%	70.3x	11.3x	BSC	119.6	-1.5%	176.0	8.9x	1.7x
TAKAFULINS	59.1	+7.1%	5.8	28.6x	3.1x	GP	42,318	2.4%	12.7x	7.3x	GSPFINANCE	33.9	+0.6%	164.1	20.8x	1.8x
ASIAINS	63.9	+7.0%	37.3	20.6x	2.4x	BRACBANK	30,686	1.8%	10.8x	1.1x	DELTALIFE	128.0	+0.9%	162.8	NM	NM
BDCOM	37.0	+6.9%	212.9	24.7x	2.4x	LHBL	30,232	1.7%	22.6x	4.8x	LHBL	73.7	+1.4%	159.1	22.6x	4.8x
DOMINAGE	23.3	+6.9%	18.7	45.7x	1.4x	ISLAMIBANK	24,923	1.4%	10.4x	0.8x	SILCOPHL	30.2	-0.7%	153.7	35.5x	1.4x

Top Ten Losers	Close Price (BDT)	Δ%	Turnover (BDT Mn)	PE	PB	PUBALIBANK	NBL	CITYBANK	ALARABANK	OLYMPIC	BSRMLTD	ROBI	SUMITPOWER	ORIONPHARM	Block Trade	Maximum Price (BDT)	Minimum Price (BDT)	No. of Trade	Quantity ('000)	Turnover (BDT Mn)
STANDBANKL	9.2	-4.2%	1.1	12.5x	0.5x	18,032	17,962	16,950	16,404	16,287	15,971	15,504	14,811	14,739	UNILEVERCL	2,929.0	2,929.0	1.0	100	292.90
IMAMBUTTON	83.4	-2.0%	8.3	NM	17.3x	1.0%	1.0%	1.0%	0.9%	0.9%	0.9%	0.9%	0.9%	0.8%	BATBC	571.8	571.8	1.0	512	292.76
GEMINISEA	363.4	-2.0%	40.5	20.0x	63.1x	1.0%	1.0%	1.0%	0.9%	0.9%	0.9%	0.9%	0.9%	0.8%	DHAKABANK	13.2	13.2	1.0	13,019	171.85
APEXFOODS	187.0	-2.0%	10.6	65.6x	1.4x	1.0%	1.0%	1.0%	0.9%	0.9%	0.9%	0.9%	0.9%	0.8%	PRIMEINSUR	83.0	74.8	14.0	1,184	89.23
STANCERAM	148.3	-2.0%	1.4	NM	20.0x	1.0%	1.0%	1.0%	0.9%	0.9%	0.9%	0.9%	0.9%	0.8%	FAREASTLIF	90.5	90.5	1.0	650	58.83
JHRML	79.2	-2.0%	146.8	38.1x	2.6x	1.0%	1.0%	1.0%	0.9%	0.9%	0.9%	0.9%	0.9%	0.8%	KTL	33.9	33.8	15.0	1,182	40.06
IPDC	54.7	-2.0%	114.3	22.6x	3.1x	1.0%	1.0%	1.0%	0.9%	0.9%	0.9%	0.9%	0.9%	0.8%	ALARABANK	25.7	25.7	2.0	1,300	33.41
RANFOUNDRY	184.0	-2.0%	8.1	49.1x	6.1x	1.0%	1.0%	1.0%	0.9%	0.9%	0.9%	0.9%	0.9%	0.8%	SALVOCHEM	62.9	61.3	5.0	335	21.00
APEXSPINN	134.5	-2.0%	8.4	43.4x	2.3x	1.0%	1.0%	1.0%	0.9%	0.9%	0.9%	0.9%	0.9%	0.8%	AL-HAJTEX	104.0	97.5	5.0	191	19.22
KAY&QUE	241.7	-1.9%	5.9	NM	3.2x	1.0%	1.0%	1.0%	0.9%	0.9%	0.9%	0.9%	0.9%	0.8%	PROVATIINS	65.8	65.8	3.0	75	4.94

*NBFI Sector PE calculation methodology has been modified to reflect positive earnings only.

** The base of the Bond index starts at 100, starting from Jan 13, 2022

Block Trade	Maximum Price (BDT)	Minimum Price (BDT)	Turnover (BDT Mn)	Quantity ('000)	No. of Trade
UNILEVERCL	2,929.0	2,929.0	292.9	100	1
BATBC	571.8	571.8	292.8	512	1
DHAKABANK	13.2	13.2	171.8	13,019	1
PRIMEINSUR	83.0	74.8	89.2	1,184	14
FAREASTLIF	90.5	90.5	58.8	650	1
KTL	33.9	33.8	40.1	1,182	15
ALARABANK	25.7	25.7	33.4	1,300	2
SALVOCHEM	62.9	61.3	21.0	335	5
AL-HAJTEX	104.0	97.5	19.2	191	5
PROVATIINS	65.8	65.8	4.9	75	3
CNATEX	9.7	9.7	4.9	500	1
SAIFPOWER	32.5	32.5	3.3	100	1
IPDC	54.8	54.7	2.7	50	4
REPUBLIC	49.0	49.0	1.8	36	1
SONARBAINS	52.2	52.2	1.6	30	1
ORIONPHARM	92.5	92.5	1.4	15	1
LRBDL	39.2	39.2	1.2	30	1
LHBL	73.0	73.0	0.7	10	1
INTRACO	21.0	21.0	0.6	30	1

Total **1,042.3** **60**

Upcoming Corporate Events

DSE Ticker	Right Share	Dividend		Event	Date
		Stock	Cash		
Karnaphuli Insurance Company Ltd.	-	0.0%	12.0%	Record Date	6-Jun-22
National Credit and Commerce Bank Ltd.	-	4.0%	12.0%	Record Date	8-Jun-22
Al-Arafah Islami Bank Ltd	-	0.0%	15.0%	Record Date	8-Jun-22
Rupali Insurance Company Ltd.	-	0.0%	10.0%	Record Date	8-Jun-22
Eastland Insurance Company Ltd.	-	0.0%	10.0%	Record Date	9-Jun-22
Rupali Bank Ltd.	-	2.0%	0.0%	Record Date	12-Jun-22
Southeast Bank Ltd.	-	4.0%	8.0%	Record Date	12-Jun-22
One Bank Limited	-	5.0%	0.0%	Record Date	13-Jun-22
National Bank Ltd.	-	0.0%	0.0%	Record Date	16-Jun-22
Islami Insurance Bangladesh Limited	-	0.0%	12.5%	Record Date	20-Jun-22
Beximco Green Sukuk Al Istisna'a	-	0.0%	5.8%	Record Date	22-Jun-22
Marico Bangladesh Limited	-	0.0%	450.0%	Record Date	23-Jun-22
Berger Paints Bangladesh Ltd.	-	0.0%	100.0%	Record Date	26-Jun-22
Kay & Que (Bangladesh) Ltd.	-	0.0%	5.0%	Record Date	Notify later

Important DSE News
BEXGSUKUK

The Trustee of BEXIMCO Green Sukuk Al Istisna'a has approved 1st Year 1st Half Periodic Payment for the period December 23, 2021 to June 22, 2022 of 5.80% on the Sukuk Face Value (i.e. BDT 100 each). Record Date: 22.06.2022.

MARICO

The Board of Directors has recommended 450% first interim cash dividend for the financial year 2022-2023 on the basis of the Audited and Approved Annual Financial Statements of Financial Year 2021-22, prior to the closure of the first quarter, i.e. June 30, 2022. Record date for entitlement of interim cash dividend: 23.06.2022.

SONALIANSH

(Q3 Un-audited): EPS was Tk. 1.78 for January-March 2022 as against Tk. 0.49 for January-March 2021; EPS was Tk. 3.05 for July 2021-March 2022 as against Tk. 0.75 for July 2020-March 2021. NOCFPS was Tk. 18.80 for July 2021-March 2022 as against Tk. 6.08 for July 2020-March 2021. NAV per share was Tk. 228.71 as on March 31, 2022 and Tk. 226.28 as on March 31, 2021. The Company also informed that (1) Earning per Share (EPS) improves due to increase of Export Turnover in comparison with preceding quarter (July 2020 to March 2021). (2) Net operating Cash flow (NOCFPS) per Share improves due to increase in Export Turnover in comparison with preceding quarter (July 2020 to March 2021).

DHAKABANK

Mr. Khondoker Monir Uddin, one of the Sponsor Directors of the company, has expressed his intention to buy 1,35,00,000 shares of the company at prevailing market price (in the Block Market) through Dhaka Stock Exchange within next 30 working days.

IBP

The Company has informed that they have purchased and executed a register deed for the purchase of land measuring 2.01 Acres (200.50 Decimal) at the cost of Tk. 26,540,000.00 (including of registration fee, Local Govt. Fee and other relevant cost) situated at Fulbaria, Kaliakoir, Gazipur. The purpose of the land is for future expansion of the business.

Disclaimer: This report has been prepared by BRAC EPL Stock Brokerage Ltd and is provided for information purposes. It is not, under any circumstances, to be used or considered as an offer to sell, or a solicitation of any offer to buy. Reasonable care has been taken to ensure that the information is not untrue and misleading. BRAC EPL Stock Brokerage Ltd makes no representation or warranty as to the accuracy or completeness of such information. All opinions and estimates included in this report constitute our judgment as of this date and are subject to change without notice.