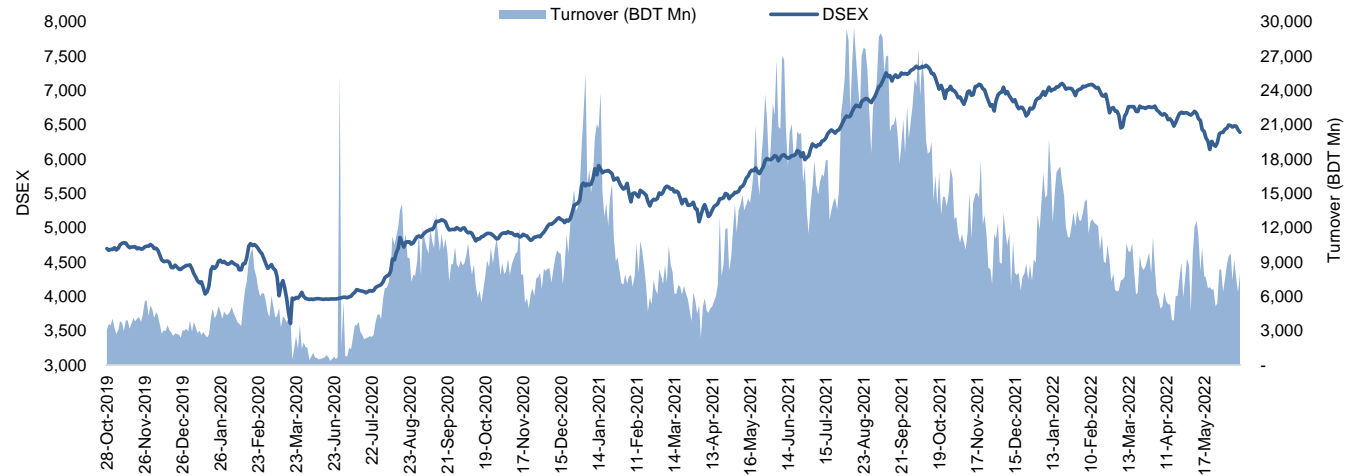


Daily Market Update

The market closed in red today. The benchmark index DSEX (-0.61%) lost 39.47 points and closed at 6,391.99. The blue-chip index DS30 (-0.76%), the Shariah-based index DSES (-0.59%), and the large-cap index CDSET (-0.77%) closed at 2,316.98, 1,394.83, and 1,269.90 points, respectively. All the large-cap sectors posted negative performance today. Bank experienced the highest loss of 0.76% followed by Telecommunication (-0.56%), Pharmaceutical (-0.45%), Engineering (-0.41%), Food & Allied (-0.30%), Fuel & Power (-0.20%), and NBFI (-0.09%), respectively. Block trades contributed 1.2% of the overall market turnover. IPDC Finance Limited (+2.7%) was the most traded share with a turnover of BDT 762 million.



Index	Closing	Opening	Point Δ	%Δ	YTD %Δ
DSEX	6,391.99	6,431.46	-39.47	-0.61%	-5.4%
DS30	2,316.98	2,334.65	-17.67	-0.76%	-8.5%
DSES	1,394.83	1,403.08	-8.25	-0.59%	-2.5%
CDSET	1,269.90	1,279.81	-9.91	-0.77%	-6.6%

	Advanced	Declined	Unchanged	Total
All Category	84	252	43	379
A Category (Equity)	50	188	23	261
B Category (Equity)	21	53	14	88
N Category (Equity)	2	5	0	7
Z Category (Equity)	11	6	6	23
Mutual Funds	1	29	4	34
Corporate Bonds	2	0	1	3

		Today	Last Day	Daily %Δ
Mcap	Mn BDT	5,178,245	5,201,053	
	Mn USD	56,285	56,533	-0.4%
Turnover	Mn BDT	7,982	6,364	+25.4%
	Mn USD	87	69	
Volume	Mn Shares	200	176	+13.4%
No. of Trade		137,795	136,251	+1.1%

* Exchange Rate is BDT 92.00 as of Jun 13, 2022

Figure: Sectorial Turnover (BDT)

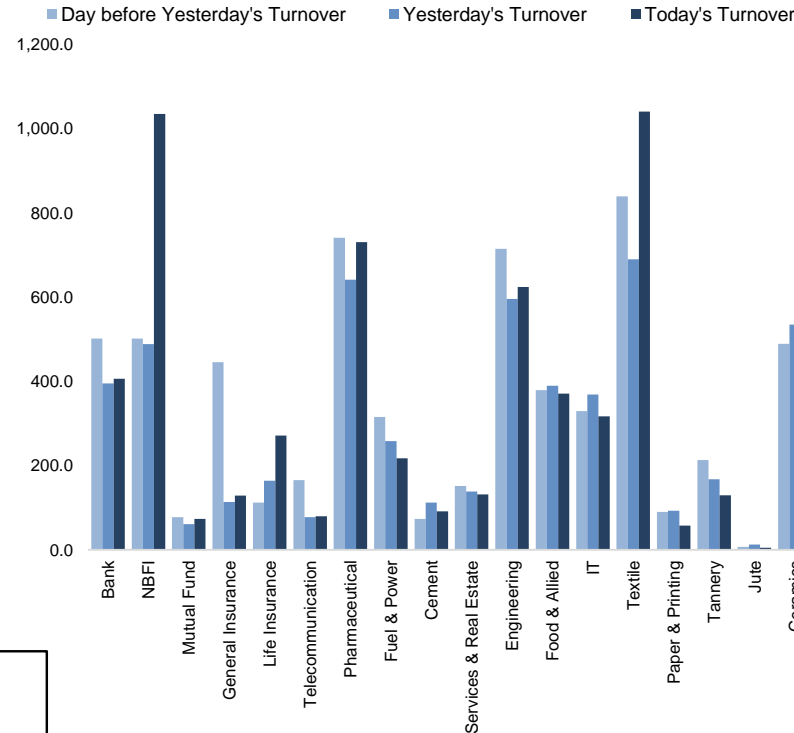
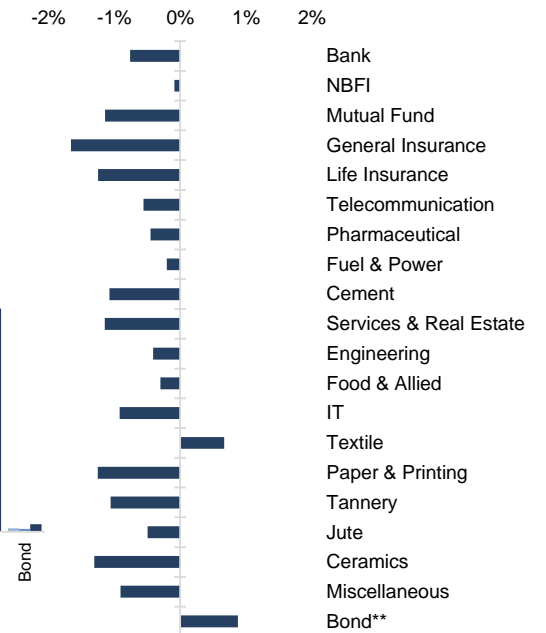


Figure: Sectorial Mcap Change



Market PE 15.8x
Market PB 1.7x

Fahim Hassan Research Associate (880) 1709636546 fahim.hassan@bracepl.com	Billal Hossain Research Associate (880) 1708805229 billal.hossain@bracepl.com
---	---

Sector Index	Closing	Opening	Points Δ	%Δ	No. of Companies	Mcap (BDT Mn)	% of Total Mcap	Turnover (BDT Mn)	% of Total Turnover	PE	PB	Top Twenty Market Cap	Mcap (BDT Mn)	% of Total Mcap	Turnover (BDT Mn)	PE	PB
Bank	1,421	1,432	-10.86	-0.76%	33	652,986	14.4%	406.4	6.1%	7.8x	0.8x	GP	412,922	9.1%	15.6	12.4x	7.1x
NBFI	2,013	2,015	-1.76	-0.09%	23	198,076	4.4%	1,034.8	15.6%	NM	3.6x	WALTONHIL	328,193	7.2%	8.6	22.9x	3.4x
Mutual Fund	883	893	-10.18	-1.14%	36	39,081	0.9%	73.6	1.1%	NM	0.8x	BATBC	298,026	6.6%	53.7	19.5x	9.1x
General Insurance	3,615	3,676	-60.98	-1.66%	41	106,675	2.4%	128.7	1.9%	16.9x	1.8x	SQURPHARMA	190,942	4.2%	27.7	10.3x	1.9x
Life Insurance	2,339	2,368	-29.51	-1.25%	13	65,685	1.4%	271.2	4.1%	NM	NM	ROBI	153,471	3.4%	14.4	83.7x	2.3x
Telecommunication	5,106	5,134	-28.56	-0.56%	3	601,914	13.3%	79.7	1.2%	16.1x	4.4x	UPGDCL	145,561	3.2%	6.0	11.8x	4.4x
Pharmaceutical	3,783	3,800	-17.08	-0.45%	32	710,071	15.6%	730.9	11.0%	17.5x	2.5x	RENATA	142,567	3.1%	11.0	25.7x	5.0x
Fuel & Power	1,788	1,791	-3.63	-0.20%	23	466,415	10.3%	217.0	3.3%	11.6x	1.2x	BEXIMCO	113,396	2.5%	188.2	7.9x	1.5x
Cement	2,466	2,493	-26.79	-1.07%	7	120,756	2.7%	91.3	1.4%	25.6x	2.6x	LHBL	83,038	1.8%	58.7	21.9x	4.7x
Services & Real Estate	1,407	1,423	-16.25	-1.14%	8	53,463	1.2%	131.6	2.0%	87.4x	1.0x	BERGERPBL	80,957	1.8%	1.1	27.8x	7.7x
Engineering	4,673	4,692	-19.14	-0.41%	42	546,406	12.0%	624.1	9.4%	19.0x	1.9x	ICB	80,017	1.8%	2.8	45.3x	1.8x
Food & Allied	22,295	22,362	-67.07	-0.30%	21	396,367	8.7%	371.2	5.6%	24.0x	9.3x	MARICO	75,575	1.7%	5.9	21.3x	28.1x
IT	2,728	2,753	-25.28	-0.92%	11	34,519	0.8%	317.3	4.8%	28.1x	2.4x	BXPBARMA	69,995	1.5%	62.3	12.2x	1.8x
Textile	1,572	1,562	+10.48	+0.67%	58	169,895	3.7%	1,040.8	15.7%	24.1x	1.0x	BEACONPHAR	63,271	1.4%	5.3	67.6x	10.8x
Paper & Printing	7,359	7,453	-93.13	-1.25%	6	26,333	0.6%	57.2	0.9%	NM	1.8x	BRACBANK	58,332	1.3%	67.7	11.0x	1.1x
Tannery	3,452	3,489	-36.80	-1.05%	6	36,849	0.8%	129.6	2.0%	52.0x	3.6x	ISLAMIBANK	52,164	1.1%	13.7	10.6x	0.8x
Jute	8,627	8,670	-42.94	-0.50%	3	1,986	0.0%	4.8	0.1%	NM	28.0x	DUTCHBANGL	40,543	0.9%	3.7	7.0x	1.1x
Ceramics	749	759	-9.89	-1.30%	5	33,749	0.7%	361.5	5.5%	31.6x	2.0x	SUMITPOWER	39,725	0.9%	6.2	9.5x	1.1x
Miscellaneous	4,376	4,417	-40.04	-0.91%	15	243,057	5.4%	530.2	8.0%	12.0x	2.1x	POWERGRID	39,628	0.9%	24.4	10.8x	0.4x
Bond**	94	93	+0.81	+0.88%	8	34,966	0.8%	18.2	0.3%	NM	NM	TITASGAS	37,788	0.8%	6.3	11.3x	0.5x

Top Ten Gainers	Close Price (BDT)	Δ%	Turnover (BDT Mn)	PE	PB	Top Twenty Free Float Mcap	Free Float Mcap (BDT Mn)	% of Total Free Float Mcap	PE	PB	Most Traded Share	Close Price (BDT)	Δ%	Turnover (BDT Mn)	PE	PB
MEGHNAINS	14.6	+9.8%	0.0	20.1x	1.0x	SQURPHARMA	124,933	7.3%	10.3x	1.9x	IPDC	56.6	+2.7%	762.3	23.4x	3.2x
MONNOFABR	24.8	+9.7%	70.4	NM	1.0x	BATBC	78,828	4.6%	19.5x	9.1x	SPCERAMICS	44.1	-2.0%	281.0	99.0x	1.4x
TOSRIFA	22.7	+9.1%	103.4	21.7x	0.8x	BEXIMCO	75,578	4.4%	7.9x	1.5x	ACIFORMULA	168.0	+3.0%	243.5	28.4x	2.5x
PRIMETEX	27.8	+4.5%	44.2	8.6x	0.4x	RENATA	69,473	4.1%	25.7x	5.0x	DELTALIFE	121.5	+0.2%	199.6	NM	NM
QUASEMIND	70.3	+4.5%	123.4	NM	2.5x	BXPBARMA	48,870	2.9%	12.2x	1.8x	JHRML	78.3	+3.2%	192.1	37.6x	2.6x
IMAMBUTTON	94.4	+4.4%	6.9	NM	19.6x	BEACONPHAR	44,290	2.6%	67.6x	10.8x	BEXIMCO	129.4	-1.9%	188.2	7.9x	1.5x
ANLIMAYARN	37.1	+4.2%	16.2	NM	3.6x	GP	41,292	2.4%	12.4x	7.1x	BDCOM	36.7	-1.3%	168.5	24.5x	2.4x
SAFKOSPINN	22.9	+4.1%	24.0	4.8x	1.1x	BRACBANK	31,359	1.8%	11.0x	1.1x	SALVOCHEM	67.7	+2.6%	155.3	28.1x	4.5x
RAHIMTEXT	225.7	+3.7%	1.1	NM	5.9x	LHBL	29,329	1.7%	21.9x	4.7x	QUASEMIND	70.3	+4.5%	123.4	NM	2.5x
TUNGHAI	5.6	+3.7%	1.1	NM	NM	ISLAMIBANK	25,393	1.5%	10.6x	0.8x	NAHEEACP	67.3	+0.4%	107.7	23.1x	3.6x

Top Ten Losers	Close Price (BDT)	Δ%	Turnover (BDT Mn)	PE	PB	NBL	Pubalibank	CITYBANK	OLYMPIC	BSRMLTD	ALARABANK	ROBI	SUMITPOWER	UPGDCL	Block Trade	Maximum Price (BDT)	Minimum Price (BDT)	No. of Trade	Quantity ('000)	Turnover (BDT Mn)
SOUTHEASTB	14.0	-4.1%	98.6	8.8x	0.5x	18,883	18,173	16,663	15,723	15,699	15,538	15,347	14,615	14,556	EBL	33.8	33.2	3.0	10,869	366.36
RUPALIBANK	28.4	-3.7%	0.1	25.4x	0.7x	18,883	18,173	16,663	15,723	15,699	15,538	15,347	14,615	14,556	LHBL	79.2	72.8	2.0	4,671	342.61
MIDASFIN	14.7	-2.0%	3.6	4.8x	1.4x	18,883	18,173	16,663	15,723	15,699	15,538	15,347	14,615	14,556	FORTUNE	110.0	105.0	4.0	2,252	245.35
SPCERAMICS	44.1	-2.0%	281.0	99.0x	1.4x	18,883	18,173	16,663	15,723	15,699	15,538	15,347	14,615	14,556	RENATA	1,329.0	1,329.0	1.0	76	100.61
SONALILIFE	54.1	-2.0%	4.6	NM	NM	18,883	18,173	16,663	15,723	15,699	15,538	15,347	14,615	14,556	IPDC	60.0	54.0	8.0	1,363	75.42
BANGAS	138.0	-2.0%	15.9	NM	6.5x	18,883	18,173	16,663	15,723	15,699	15,538	15,347	14,615	14,556	NAHEEACP	65.7	65.7	2.0	691	45.39
SINOBANGLA	54.3	-2.0%	4.5	30.7x	2.0x	18,883	18,173	16,663	15,723	15,699	15,538	15,347	14,615	14,556	BEXGSUKUK	95.0	94.5	3.0	400	37.84
RENWICKJA	1,082.7	-2.0%	3.3	NM	NM	18,883	18,173	16,663	15,723	15,699	15,538	15,347	14,615	14,556	BRACBANK	43.1	41.7	7.0	536	22.48
RDFOOD	44.5	-2.0%	33.4	29.9x	2.9x	18,883	18,173	16,663	15,723	15,699	15,538	15,347	14,615	14,556	BEACONPHAR	275.0	275.0	1.0	50	13.75
ASIAPACINS	54.4	-2.0%	3.6	23.1x	2.4x	18,883	18,173	16,663	15,723	15,699	15,538	15,347	14,615	14,556	CITYBANK	23.3	23.3	1.0	500	11.65

*NBFI Sector PE calculation methodology has been modified to reflect positive earnings only.

** The base of the Bond index starts at 100, starting from Jan 13, 2022

Block Trade	Maximum Price (BDT)	Minimum Price (BDT)	Turnover (BDT Mn)	Quantity ('000)	No. of Trade
EBL	33.8	33.2	366.4	10,869	3
LHBL	79.2	72.8	342.6	4,671	2
FORTUNE	110.0	105.0	245.4	2,252	4
RENATA	1,329.0	1,329.0	100.6	76	1
IPDC	60.0	54.0	75.4	1,363	8
NAHEEACP	65.7	65.7	45.4	691	2
BEXGSUKUK	95.0	94.5	37.8	400	3
BRACBANK	43.1	41.7	22.5	536	7
BEACONPHAR	275.0	275.0	13.8	50	1
CITYBANK	23.3	23.3	11.7	500	1
BDFINANCE	52.9	49.2	10.0	201	6
SQURPHARMA	222.0	220.8	9.1	41	3
SALVOCHEM	67.0	65.0	8.6	132	3
HRTEX	87.2	84.1	6.9	82	9
SPCERAMICS	44.6	44.1	6.7	151	4
LRBDL	44.0	41.2	6.3	150	5
UNIQUEHRL	62.0	62.0	6.2	100	2
AL-HAJTEX	102.6	102.6	5.1	50	5
SAIFPOWER	31.6	31.6	5.1	161	1
BANKASIA	19.2	19.2	5.0	260	1
ALLTEX	23.1	23.1	4.9	210	1
PEOPLESINS	58.7	58.7	3.0	52	2
Total			1,361.8		97

Upcoming Corporate Events

DSE Ticker	Right Share	Dividend		Event	Date
		Stock	Cash		
National Bank Ltd.	-	0.0%	0.0%	Record Date	16-Jun-22
Islami Insurance Bangladesh Limited	-	0.0%	12.5%	Record Date	20-Jun-22
Beximco Green Sukuk Al Istisna'a	-	0.0%	5.8%	Record Date	22-Jun-22
Marico Bangladesh Limited	-	0.0%	450.0%	Record Date	23-Jun-22
Berger Paints Bangladesh Ltd.	-	0.0%	100.0%	Record Date	26-Jun-22
Premier Bank Perpetual Bond	-	0.0%	10.0%	Record Date	26-Jun-22
MIDAS Financing Ltd.	-	1.0%	1.0%	Record Date	29-Jun-22
Janata Insurance Company Ltd.	-	5.0%	6.0%	Record Date	07-Jul-22
Prime Insurance Company Ltd.	-	0.0%	15.0%	Record Date	12-Jul-22
Union Insurance Company Limited	-	0.0%	5.0%	Record Date	20-Jul-22
Kay & Que (Bangladesh) Ltd.	-	0.0%	5.0%	Record Date	Notify later

Important DSE News
ACIFORMULA

The Company has informed that the Board of Directors has approved the formation of a new subsidiary company under the title of ACI AgroChem Limited having its authorized capital of BDT 100 Crore and a paid up capital of BDT 2 Crore wherein ACI Formulations Limited shall hold 90% shares subject to the approval of concerned authority.

DBH

Emerging Credit Rating Limited (ECRL) has assigned the credit rating of the Company as "AAA" in the long term and "ST-1" in the short term along with a stable outlook based on audited financial statements of the Company up to December 31, 2021 and other relevant quantitative as well as qualitative information up to the date of rating.

CNW

Trading of the shares of BD Paints Limited will commence from June 14, 2022 under SME Platform of DSE. DSE Trading Code for BD Paints Limited is "BDPAINTS" and DSE Company Code is 68003.

MONOSPOOL

Referring to the BSEC letter No. SEC/SRMIC/94-22/179 dated April 28, 2022, Mr. Mustafa Kamal Mohiuddin, one of the Sponsor Directors of the Company, has expressed his intention to sell 18,684 shares out of his holding 20,58,684 shares of the company at prevailing market price (in the Public Market) through Dhaka Stock Exchange within next 30 working days.

PRIMEINSUR

Mr. Suranjan Ghosh, one of the Directors of the company, has expressed his intention to buy 2,00,000 shares of the company at prevailing market price (in the Public Market) through Dhaka Stock Exchange within next 30 working days.

INTRACO

Intraco CNG Ltd., a Placement holder of the Company (where Mr. Mohammed Riyadh Ali, Monowara Hakim Ali and Mohammed Irad Ali are the Sponsor Director and Sponsors respectively of Intraco Refueling Station Limited and they are also the Managing Director, Chairman and Director of Intraco CNG Ltd.), has further informed that it has completed its sale of 42,98,158 shares of the Company at prevailing market price through Dhaka Stock Exchange as per declaration disseminated on 21.04.2022.

Disclaimer: This report has been prepared by BRAC EPL Stock Brokerage Ltd and is provided for information purposes. It is not, under any circumstances, to be used or considered as an offer to sell, or a solicitation of any offer to buy. Reasonable care has been taken to ensure that the information is not untrue and misleading. BRAC EPL Stock Brokerage Ltd makes no representation or warranty as to the accuracy or completeness of such information. All opinions and estimates included in this report constitute our judgment as of this date and are subject to change without notice.