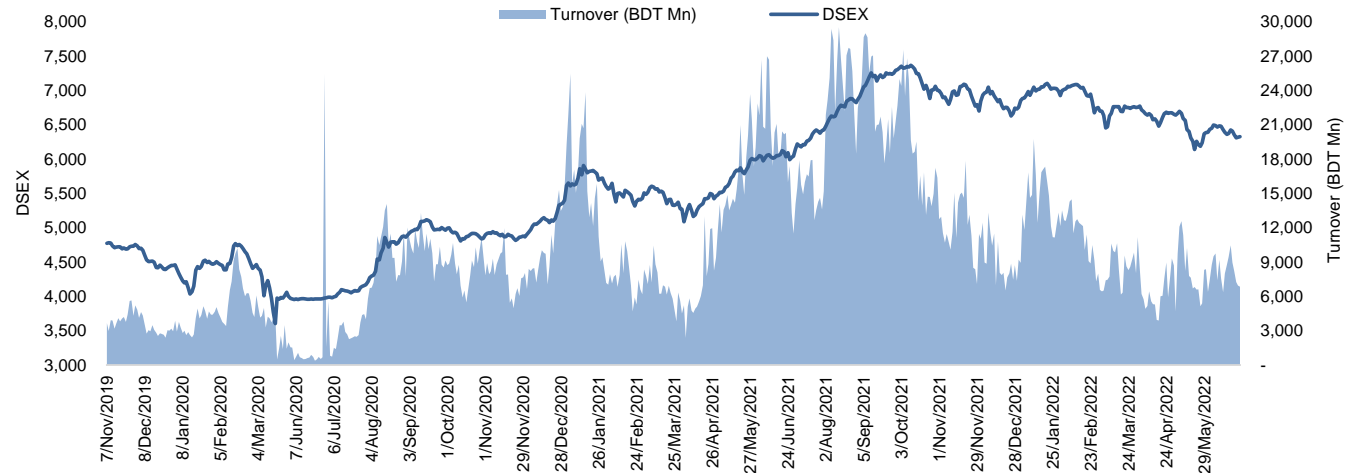


Daily Market Update

The market closed in green today. The benchmark index DSEX (+0.16%) gained 9.85 points and closed at 6,327.65. The blue-chip index DS30 (+0.20%), the Shariah-based index DSES (+0.11%), and the large-cap index CDSET (+0.20%) closed at 2,298.60, 1,382.93, and 1,261.66 points, respectively. Most of the large-cap sectors posted positive performance today. Fuel & Power booked the highest gain of 0.88% followed by Bank (+0.30%), Pharmaceutical (+0.07%), Telecommunication (+0.02%), NBF1 (+0.02%), Food & Allied (+0.01%), and Engineering (-0.05%), respectively. Block trades contributed 0.8% of the overall market turnover. Bangladesh Export Import Company Ltd. (-0.1%) was the most traded share with a turnover of BDT 394 million.



Index	Closing	Opening	Point Δ	%Δ	YTD %Δ
DSEX	6,327.65	6,317.80	+9.85	+0.16%	-6.3%
DS30	2,298.60	2,293.95	+4.65	+0.20%	-9.2%
DSES	1,382.93	1,381.48	+1.45	+0.11%	-3.4%
CDSET	1,261.66	1,259.12	+2.54	+0.20%	-7.2%

	Advanced	Declined	Unchanged	Total
All Category	145	162	74	381
A Category (Equity)	102	110	50	262
B Category (Equity)	29	44	16	89
N Category (Equity)	6	1	0	7
Z Category (Equity)	8	7	8	23
Mutual Funds	11	8	16	35
Corporate Bonds	1	4	0	5

		Today	Last Day	Daily %Δ
Mcap	Mn BDT	5,143,165	5,133,567	
	Mn USD	55,333	55,229	+0.2%
Turnover	Mn BDT	6,837	6,944	-1.5%
	Mn USD	74	75	
Volume	Mn Shares	158	183	-13.7%
No. of Trade		140,250	131,831	+6.4%

* Exchange Rate is BDT 92.95 as of Jun 23, 2022

Figure: Sectorial Turnover (BDT)

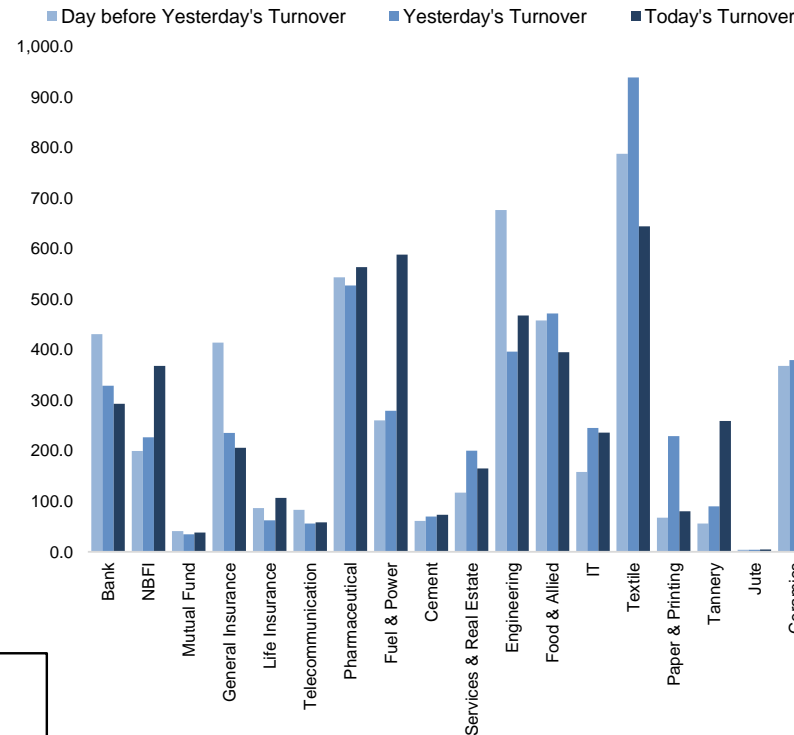
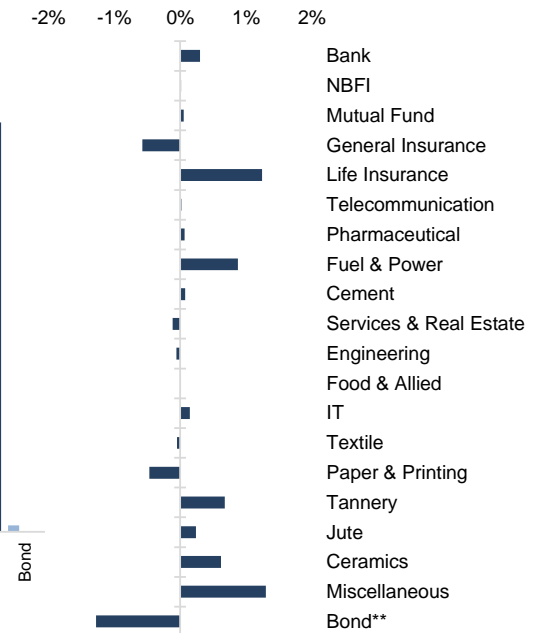


Figure: Sectorial Mcap Change



Market PE 15.8x
Market PB 1.7x

Fahim Hassan
Research Associate
(880) 1709636546
fahim.hassan@bracepl.com

Billal Hossain
Research Associate
(880) 1708805229
billal.hossain@bracepl.com

Sector Index	Closing	Opening	Points Δ	%Δ	No. of Companies	Mcap (BDT Mn)	% of Total Mcap	Turnover (BDT Mn)	% of Total Turnover	PE	PB	Top Twenty Market Cap	Mcap (BDT Mn)	% of Total Mcap	Turnover (BDT Mn)	PE	PB
Bank	1,432	1,428	+4.29	+0.30%	33	658,040	14.5%	293.1	5.0%	7.8x	0.8x	GP	410,086	9.1%	29.9	12.3x	7.1x
NBFI	1,984	1,984	+0.32	+0.02%	23	195,236	4.3%	368.1	6.3%	NM	3.6x	WALTONHIL	324,860	7.2%	3.9	22.7x	3.3x
Mutual Fund	870	869	+0.48	+0.06%	36	38,489	0.9%	38.2	0.7%	NM	0.8x	BATBC	292,680	6.5%	49.8	19.2x	8.9x
General Insurance	3,402	3,421	-19.68	-0.58%	41	100,373	2.2%	205.9	3.5%	16.0x	1.6x	SQURPHARMA	190,587	4.2%	46.4	10.3x	1.9x
Life Insurance	2,301	2,272	+28.32	+1.25%	13	64,621	1.4%	106.6	1.8%	NM	NM	ROBI	150,329	3.3%	9.2	82.0x	2.3x
Telecommunication	5,054	5,053	+0.95	+0.02%	3	595,804	13.2%	58.2	1.0%	15.9x	4.4x	UPGDCL	145,619	3.2%	5.5	11.8x	4.4x
Pharmaceutical	3,771	3,768	+2.59	+0.07%	32	707,835	15.6%	563.2	9.6%	17.4x	2.5x	RENATA	141,924	3.1%	22.2	25.6x	5.0x
Fuel & Power	1,805	1,789	+15.73	+0.88%	23	470,870	10.4%	588.0	10.1%	11.7x	1.2x	BEXIMCO	118,128	2.6%	393.9	8.2x	1.5x
Cement	2,418	2,417	+1.83	+0.08%	7	118,424	2.6%	73.2	1.3%	25.1x	2.6x	BERGERPBL	82,910	1.8%	30.8	28.5x	7.9x
Services & Real Estate	1,422	1,423	-1.61	-0.11%	8	54,040	1.2%	165.1	2.8%	88.3x	1.0x	LHBL	80,135	1.8%	37.2	21.2x	4.5x
Engineering	4,634	4,637	-2.52	-0.05%	42	541,842	12.0%	467.9	8.0%	18.9x	1.9x	ICB	78,486	1.7%	3.8	44.4x	1.7x
Food & Allied	21,964	21,962	+2.05	+0.01%	21	390,476	8.6%	395.2	6.8%	23.6x	9.2x	MARICO	76,372	1.7%	0.0	21.5x	28.4x
IT	2,640	2,636	+3.92	+0.15%	11	33,409	0.7%	236.1	4.0%	27.1x	2.3x	BXPBARMA	70,798	1.6%	18.4	12.3x	1.8x
Textile	1,560	1,561	-0.76	-0.05%	58	168,552	3.7%	644.3	11.0%	25.1x	1.0x	BEACONPHAR	61,307	1.4%	5.3	65.5x	10.5x
Paper & Printing	7,300	7,334	-34.15	-0.47%	6	26,121	0.6%	80.2	1.4%	NM	1.8x	BRACBANK	57,469	1.3%	57.0	10.8x	1.1x
Tannery	3,314	3,292	+22.33	+0.68%	6	35,373	0.8%	258.7	4.4%	50.0x	3.5x	ISLAMIBANK	52,808	1.2%	4.2	10.7x	0.8x
Jute	8,306	8,286	+20.07	+0.24%	3	1,912	0.0%	4.8	0.1%	NM	27.0x	DUTCHBANGL	44,737	1.0%	1.4	7.8x	1.2x
Ceramics	798	793	+4.93	+0.62%	5	35,922	0.4%	484.0	8.3%	33.7x	2.2x	TITASGAS	41,349	0.9%	219.3	12.4x	0.6x
Miscellaneous	4,508	4,450	+57.93	+1.30%	15	250,347	5.5%	810.0	13.9%	12.3x	2.1x	POWERGRID	40,697	0.9%	163.7	11.1x	0.4x
Bond**	91	92	-1.18	-1.28%	9	37,968	0.8%	0.6	0.0%	NM	NM	SUMITPOWER	40,045	0.9%	21.8	9.5x	1.1x

Top Ten Gainers	Close Price (BDT)	Δ%	Turnover (BDT Mn)	PE	PB	Top Twenty Free Float Mcap	Free Float Mcap (BDT Mn)	% of Total Free Float Mcap	PE	PB	Most Traded Share	Close Price (BDT)	Δ%	Turnover (BDT Mn)	PE	PB
MEGHNAINS	30.9	+10.0%	0.2	42.7x	2.2x	SQURPHARMA	124,701	7.3%	10.3x	1.9x	BEXIMCO	134.8	-0.1%	393.9	8.2x	1.5x
GHUL	34.3	+9.6%	8.0	NM	0.6x	BEXIMCO	78,732	4.6%	8.2x	1.5x	SPCERAMICS	50.2	+3.5%	331.3	NM	1.6x
SHURWID	22.8	+8.6%	70.6	NM	1.8x	BATBC	77,414	4.6%	19.2x	8.9x	FORTUNE	97.1	+1.3%	227.0	31.3x	6.4x
TITASGAS	41.8	+6.1%	219.3	12.4x	0.6x	RENATA	69,159	4.1%	25.6x	5.0x	TITASGAS	41.8	+6.1%	219.3	12.4x	0.6x
DESCO	38.1	+5.8%	12.0	19.1x	0.6x	BXPBARMA	49,431	2.9%	12.3x	1.8x	IPDC	56.8	+1.8%	197.6	23.5x	3.2x
SHYAMPSUG	84.8	+5.7%	6.5	NM	NM	BEACONPHAR	42,915	2.5%	65.5x	10.5x	JHRML	84.0	-1.8%	194.5	28.4x	2.7x
UNITEDINS	51.2	+5.3%	0.0	30.5x	1.5x	GP	41,009	2.4%	12.3x	7.1x	POWERGRID	57.1	+1.4%	163.7	11.1x	0.4x
SAMORITA	73.5	+5.2%	10.1	38.3x	1.4x	BRACBANK	30,895	1.8%	10.8x	1.1x	FUWANGFOOC	23.4	+0.9%	122.9	NM	2.0x
ARAMITCEM	31.4	+4.7%	10.9	NM	1.5x	LHBL	28,304	1.7%	21.2x	4.5x	RAKCERAMIC	49.6	-0.4%	101.8	22.6x	2.9x
BERGERPBL	1,787.7	+4.6%	30.8	28.5x	7.9x	ISLAMIBANK	25,707	1.5%	10.7x	0.8x	SONARGAON	39.3	+4.5%	98.4	NM	3.5x

Top Ten Losers	Close Price (BDT)	Δ%	Turnover (BDT Mn)	PE	PB	NBL	Free Float Mcap (BDT Mn)	% of Total Free Float Mcap	PE	PB	Block Trade	Maximum Price (BDT)	Minimum Price (BDT)	No. of Trade	Quantity ('000)	Turnover (BDT Mn)
APEXTANRY	147.1	-2.0%	11.3	NM	2.3x	PUBALIBANK	18,103	1.1%	5.8x	0.6x	ANWARGALV	442.0	441.0	2.0	800	353.20
AL-HAJTEX	117.9	-2.0%	65.3	NM	13.2x	CITYBANK	16,232	1.0%	4.5x	0.7x	RENATA	1,330.0	1,321.0	2.0	116	153.73
HAKKANIPUL	64.0	-2.0%	18.6	NM	2.7x	ALARABANK	15,661	0.9%	11.6x	1.1x	IPDC	60.0	57.0	5.0	2,084	120.23
DAFODILCOM	69.6	-2.0%	0.0	94.1x	5.2x	OLYMPIC	15,585	0.9%	14.8x	2.8x	CONFIDCEM	98.8	98.8	1.0	1,100	108.68
PROGRESLIF	79.6	-2.0%	0.9	NM	NM	BSRMLTD	15,490	0.9%	5.3x	0.7x	DELTALIFE	125.0	125.0	1.0	364	45.53
IMAMBUTTON	115.0	-2.0%	31.8	NM	23.9x	ROBI	15,033	0.9%	82.0x	2.3x	SALVOCEM	72.0	64.9	4.0	619	41.21
BANGAS	135.5	-2.0%	12.3	NM	6.4x	SUMITPOWER	14,733	0.9%	9.5x	1.1x	CITYBANK	22.6	22.6	1.0	1,000	22.60
HRTEX	100.6	-1.9%	7.3	31.9x	2.4x	UPGDCL	14,562	0.9%	11.8x	4.4x	UNIQUEHRL	68.9	68.9	1.0	327	22.52
SONALIPAPR	526.8	-1.9%	18.6	37.2x	2.1x						HRTEX	101.0	100.6	4.0	177	17.79
ISLAMIINS	46.1	-1.9%	5.7	14.5x	2.5x						BBS	23.0	22.8	2.0	739	16.91

*NBFI Sector PE calculation methodology has been modified to reflect positive earnings only.

** The base of the Bond index starts at 100, starting from Jan 13, 2022

Block Trade	Maximum Price (BDT)	Minimum Price (BDT)	Turnover (BDT Mn)	Quantity ('000)	No. of Trade
ANWARGALV	442.0	441.0	353.2	800	2
RENATA	1,330.0	1,321.0	153.7	116	2
IPDC	60.0	57.0	120.2	2,084	5
CONFIDCEM	98.8	98.8	108.7	1,100	1
DELTALIFE	125.0	125.0	45.5	364	1
SALVOCHEM	72.0	64.9	41.2	619	4
CITYBANK	22.6	22.6	22.6	1,000	1
UNIQUEHRL	68.9	68.9	22.5	327	1
HRTEX	101.0	100.6	17.8	177	4
BBS	23.0	22.8	16.9	739	2
FORTUNE	103.0	97.0	14.0	143	2
BDFINANCE	54.0	54.0	10.8	200	1
SAIFPOWER	33.0	33.0	9.9	300	1
STANDBANKL	8.9	8.9	7.3	816	1
LINDEBD	1,445.0	1,445.0	7.2	5	1
MHSML	31.0	31.0	6.2	200	1
BEXIMCO	139.5	139.0	4.2	30	3
METROSPIN	26.0	26.0	3.9	150	1
MAKSONSPIN	25.7	25.7	3.2	123	1
UNIONBANK	10.4	10.4	3.1	300	1
MIRAKHTER	54.3	54.3	2.7	50	1
AL-HAJTEX	118.0	118.0	2.4	20	1
Total			996.3		56

Upcoming Corporate Events

DSE Ticker	Right Share	Dividend		Event	Date
		Stock	Cash		
Berger Paints Bangladesh Ltd.	-	0.0%	100.0%	Record Date	26-Jun-22
Premier Bank Perpetual Bond	-	0.0%	10.0%	Record Date	26-Jun-22
MIDAS Financing Ltd.	-	1.0%	1.0%	Record Date	29-Jun-22
APSCL Non-Convertible and Fully Redeemable Coupon Be	-	0.0%	5.3%	Record Date	4-Jul-22
Janata Insurance Company Ltd.	-	5.0%	6.0%	Record Date	7-Jul-22
Bangladesh General Insurance Company Ltd.	-	0.0%	12.5%	Record Date	7-Jul-22
Pragati Life Insurance Ltd.	-	6.0%	11.0%	Record Date	7-Jul-22
Prime Insurance Company Ltd.	-	0.0%	15.0%	Record Date	12-Jul-22
Union Insurance Company Limited	-	0.0%	5.0%	Record Date	20-Jul-22
Express Insurance Limited	-	0.0%	10.0%	Record Date	21-Jul-22
Purabi Gen. Insurance Company Ltd.	-	0.0%	10.0%	Record Date	25-Jul-22
Bangladesh Industrial Fin. Co. Ltd.	-	0.0%	0.0%	Record Date	25-Jul-22
National Life Insurance Company Ltd.	-	0.0%	35.0%	Record Date	28-Jul-22
Kay & Que (Bangladesh) Ltd.	-	0.0%	5.0%	Record Date	Notify later

Important DSE News
CENTRALINS

(Q1 Un-audited): EPS was Tk. 0.68 for January-March 2022 as against Tk. 0.67 for January-March 2021. NOCFPS was Tk. 0.50 for January-March 2022 as against Tk. 0.92 for January-March 2021. NAV per share (with revaluation) was Tk. 50.06 as on March 31, 2022 and Tk. 49.35 as on December 31, 2021. NAV per share (without revaluation) was Tk. 21.55 as on March 31, 2022 and Tk. 20.84 as on December 31, 2021.

MALEKSPIN

The Company has informed that the Board of Directors has decided to issue a Zero Coupon Bond amounting BDT 290.00 crore to finance expansion and to reduce debts related to the expansion of the Company subject to approval of the Bangladesh Securities & Exchange Commission.

The Company has informed that the Board of Directors has decided to purchase of 55.00 Bigha i.e. 1,815.00 decimal land at a consideration of approximately Tk.55.00 crore for new plant at Bhaluka, Mymensingh from its Directors/Related parties on fair market price basis, which may exceed 1% (one percent) or above of the total tangible assets shown in the statement of financial position as of end of the immediate preceding financial year.

The Company has informed that the Board of Directors has approved the proposal of J.M. Fabrics Ltd., a subsidiary Company of the Company to purchase land measuring an area of 954.94 decimals situated at Mouza: Dogri and Bahadurpur, Upazila: Gazipur Sadar, District: Gazipur at a total consideration of approximately Tk. 47.70 crore only including registration cost for the future expansion of the business of J.M. Fabrics Ltd. The investment of Tk. 47.70 crore would be met from internal generation of funds by JMFL. The Company also informed that they will not be required to provide any funds in this regard.

PAPERPROC

Referring to the BSEC letter No. SEC/SRMIC/94-31/181 dated April 28, 2022, Magura Group Ltd., one of the Corporate Directors of the Company, has expressed its intention to sell 1,00,000 shares out of its holding 9,21,306 shares of the company at prevailing market price (in the Public Market) through Dhaka Stock Exchange within next 30 working days.

Disclaimer: This report has been prepared by BRAC EPL Stock Brokerage Ltd and is provided for information purposes. It is not, under any circumstances, to be used or considered as an offer to sell, or a solicitation of any offer to buy. Reasonable care has been taken to ensure that the information is not untrue and misleading. BRAC EPL Stock Brokerage Ltd makes no representation or warranty as to the accuracy or completeness of such information. All opinions and estimates included in this report constitute our judgment as of this date and are subject to change without notice.