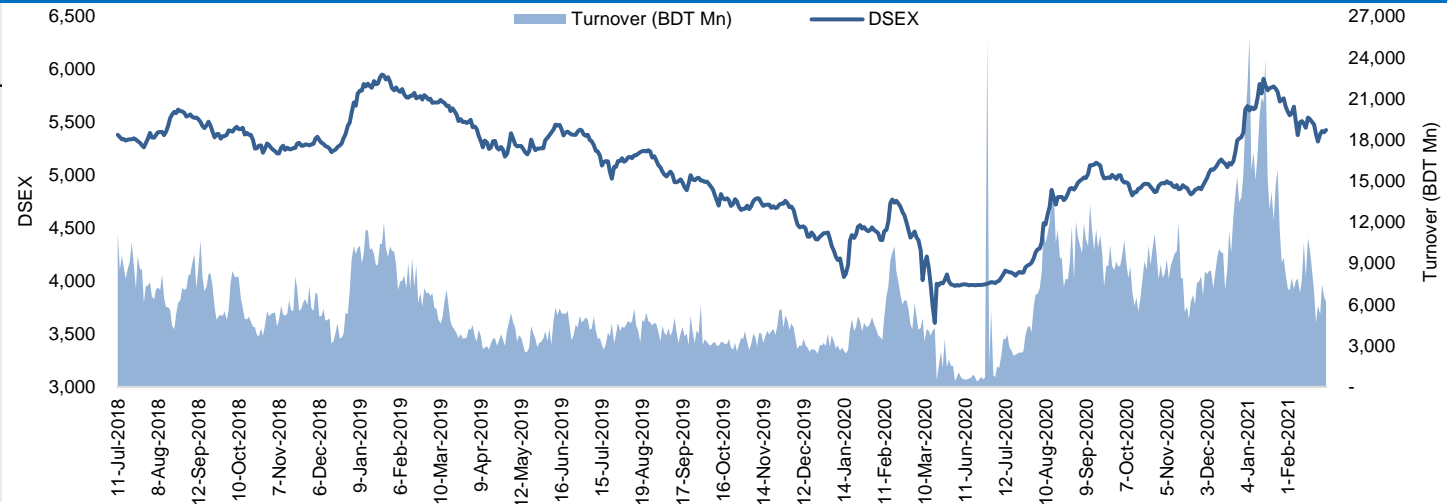


Daily Market Update

The market closed in green today. The benchmark index DSEX (+0.41%) gained 22.02 points and closed at 5,426.82. The blue-chip index DS30 (+0.61%), the Shariah-based index DSES (+0.51%), and the large-cap index CDSET (+0.52%) closed at 2,069.40, 1,229.08, and 1,154.41 points, respectively. Large-cap sectors posted mixed performance today. Engineering booked the highest gain of 0.97% followed by Pharmaceutical (+0.80%), Telecommunication (+0.76%), Fuel & Power (+0.02%). NBF1 experienced the highest loss of 0.69% followed by Food & Allied (-0.64%), Bank (-0.20%). Block trades contributed 4.4% of the overall market turnover. Bangladesh Export Import Company Ltd. (+3.5%) was the most traded share with a turnover of BDT 987 million.

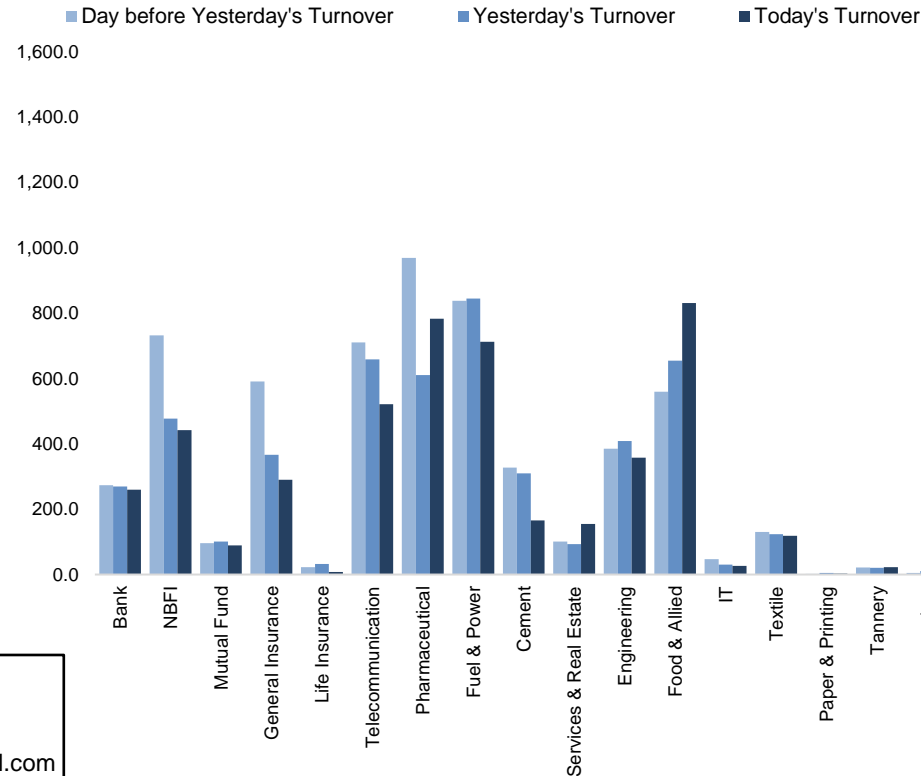
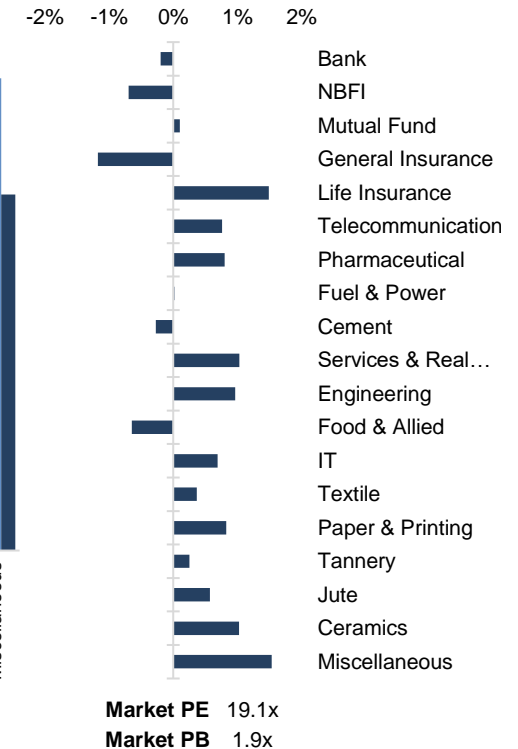


Index	Closing	Opening	Point Δ	%Δ	YTD %Δ
DSEX	5,426.82	5,404.80	+22.02	+0.41%	+0.5%
DS30	2,069.40	2,056.83	+12.56	+0.61%	+5.4%
DSES	1,229.08	1,222.84	+6.23	+0.51%	-1.0%
CDSET	1,154.41	1,148.45	+5.96	+0.52%	+2.8%

	Advanced	Declined	Unchanged	Total
All Category	129	105	118	352
A Category (Equity)	87	87	86	260
B Category (Equity)	19	12	24	55
N Category (Equity)	5	2	0	7
Z Category (Equity)	18	4	8	30
Mutual Funds	12	10	15	37
Corporate Bonds	1	0	0	1

	Today	Last Day	Daily %Δ	
Mcap	Mn BDT	4,671,722	4,657,366	
	Mn USD	54,987	54,818	+0.3%
Turnover	Mn BDT	6,180	6,606	
	Mn USD	73	78	-6.5%
Volume	Mn Shares	154	162	-4.8%
No. of Trade		121,967	134,579	-9.4%

Md. Rafiqul Islam Research Associate (880) 1708805229 mrafiqulislam@bracepl.com	Md Mahirul Quddus Research Associate (880) 1709636546 mmahirul.quddus@bracepl.com
---	---

Figure: Sectorial Turnover (BDT Mn)

Figure: Sectorial Mcap Change


Sector Index	Closing	Opening	Points Δ	%Δ	No. of Companies	Mcap (BDT Mn)	% of Total Mcap	Turnover (BDT Mn)	% of Total Turnover	PE	PB	Top Twenty Market Cap	Mcap (BDT Mn)	% of Total Mcap	Turnover (BDT Mn)	PE	PB
Bank	1,308	1,311	-2.58	-0.20%	30	551,140	13.5%	259.8	4.4%	7.6x	0.7x	GP	454,646	11.1%	82.7	12.8x	12.2x
NBFI	1,954	1,968	-13.66	-0.69%	23	187,135	4.6%	441.3	7.5%	69.0x	3.1x	WALTONHIL	373,753	9.1%	81.2	48.9x	7.0x
Mutual Fund	865	864	+0.90	+0.10%	37	38,691	0.9%	89.2	1.5%	NM	0.8x	BATBC	278,280	6.8%	626.4	25.6x	7.5x
General Insurance	3,387	3,428	-40.30	-1.18%	37	85,750	2.1%	290.2	4.9%	17.9x	1.7x	ROBI	237,278	5.8%	413.1	NM	3.6x
Life Insurance	2,039	2,009	+29.94	+1.49%	12	55,874	1.4%	8.0	0.1%	NM	NM	SQURPHARMA	191,739	4.7%	131.3	13.5x	2.3x
Telecommunication	5,891	5,846	+44.57	+0.76%	3	718,573	17.5%	521.5	8.8%	19.5x	6.5x	UPGDCL	158,721	3.9%	15.0	19.6x	5.7x
Pharmaceutical	3,321	3,294	+26.46	+0.80%	31	608,075	14.8%	782.6	13.3%	21.0x	2.6x	RENATA	112,952	2.8%	1.6	25.5x	4.9x
Fuel & Power	1,640	1,640	+0.32	+0.02%	21	440,525	10.8%	712.1	12.1%	13.0x	1.4x	BXPBARMA	81,148	2.0%	246.0	20.3x	2.5x
Cement	1,467	1,471	-4.02	-0.27%	7	94,403	2.3%	165.9	2.8%	28.2x	2.3x	ICB	81,146	2.0%	3.5	30.0x	1.9x
Services & Real Estate	1,057	1,046	+10.79	+1.03%	8	42,604	1.0%	155.2	2.6%	NM	0.9x	BEXIMCO	72,997	1.8%	986.5	NM	1.2x
Engineering	4,162	4,122	+39.87	+0.97%	42	543,527	13.3%	357.1	6.0%	33.8x	2.6x	BERGERPBL	71,863	1.8%	4.1	29.1x	7.4x
Food & Allied	19,507	19,633	-126.29	-0.64%	20	369,253	9.0%	830.9	14.1%	33.5x	7.8x	MARICO	66,273	1.6%	9.9	22.0x	39.5x
IT	2,125	2,110	+14.55	+0.69%	11	25,145	0.6%	26.3	0.4%	25.2x	1.9x	LHBL	60,159	1.5%	130.9	29.1x	3.6x
Textile	1,032	1,028	+3.77	+0.37%	56	107,263	2.6%	118.3	2.0%	NM	0.7x	BRACBANK	59,134	1.4%	17.4	13.9x	1.3x
Paper & Printing	5,201	5,158	+42.56	+0.83%	4	14,866	0.4%	3.0	0.1%	62.2x	1.1x	SUMITPOWER	48,268	1.2%	190.5	8.8x	1.4x
Tannery	1,680	1,676	+4.25	+0.25%	6	18,353	0.4%	22.1	0.4%	NM	1.8x	ISLAMIBANK	41,860	1.0%	13.9	7.4x	0.7x
Jute	8,808	8,758	+50.15	+0.57%	3	2,126	0.1%	6.0	0.1%	NM	13.7x	UNILEVERCL	34,883	0.9%	31.8	65.9x	23.5x
Ceramics	440	436	+4.46	+1.02%	5	22,826	0.6%	26.0	0.4%	57.9x	1.5x	DUTCHBANGL	34,485	0.8%	2.5	7.5x	1.1x
Miscellaneous	3,068	3,022	+46.33	+1.53%	13	169,043	4.1%	1,089.7	18.5%	52.0x	1.8x	OLYMPIC	33,590	0.8%	3.4	16.4x	4.1x
												TITASGAS	32,249	0.8%	12.3	9.4x	0.5x

Top Ten Gainers	Close Price (BDT)	Δ%	Turnover (BDT Mn)	PE	PB
CNATEX	2.2	+10.0%	7.5	NM	0.1x
EGEN	29.8	+10.0%	4.9	29.0x	1.5x
EMERALDOIL	11.0	+8.9%	4.1	NM	0.7x
GBBPOWER	28.6	+8.7%	284.4	21.1x	1.4x
JUTESPINN	102.6	+8.0%	0.3	NM	NM
GQBALLPEN	135.8	+7.9%	21.2	NM	1.0x
TAUFIKA	24.5	+7.5%	105.0	33.6x	2.0x
TUNGHAI	2.9	+7.4%	0.7	NM	0.3x
FAMILYTEX	2.9	+7.4%	4.1	NM	0.3x
SSSTEEL	19.0	+7.3%	76.8	10.0x	1.1x

Top Twenty Free Float Mcap	Free Float Mcap (BDT Mn)	% of Total Free Float Mcap	PE	PB
SQURPHARMA	125,455	8.8%	13.5x	2.3x
BATBC	73,605	5.1%	25.6x	7.5x
BXPBARMA	56,657	4.0%	20.3x	2.5x
RENATA	55,143	3.9%	25.5x	4.9x
BEXIMCO	50,697	3.5%	NM	1.2x
GP	45,465	3.2%	12.8x	12.2x
BRACBANK	31,788	2.2%	13.9x	1.3x
ROBI	23,609	1.6%	NM	3.6x
LHBL	21,248	1.5%	29.1x	3.6x
EBL	20,688	1.4%	6.4x	1.1x
ISLAMIBANK	20,378	1.4%	7.4x	0.7x
OLYMPIC	20,376	1.4%	16.4x	4.1x
SUMITPOWER	17,758	1.2%	8.8x	1.4x
BEACONPHAR	17,366	1.2%	41.1x	5.2x
PUBALIBANK	17,049	1.2%	10.4x	0.7x
CITYBANK	16,714	1.2%	8.0x	0.9x
UPGDCL	15,872	1.1%	19.6x	5.7x
NBL	15,660	1.1%	6.3x	0.4x
ALARABANK	13,000	0.9%	6.2x	1.0x
IFIC	12,580	0.9%	10.7x	0.7x

Most Traded Share	Close Price (BDT)	Δ%	Turnover (BDT Mn)	PE	PB
BEXIMCO	83.3	+3.5%	986.5	NM	1.2x
BATBC	1,546.0	+0.1%	626.4	25.6x	7.5x
ROBI	45.3	+3.2%	413.1	NM	3.6x
LANKABAFIN	32.6	-1.2%	330.4	24.7x	1.8x
GBBPOWER	28.6	+8.7%	284.4	21.1x	1.4x
BXPBARMA	181.9	+3.2%	246.0	20.3x	2.5x
ORIONPHARM	51.8	+6.4%	193.3	19.0x	0.7x
SUMITPOWER	45.2	-0.4%	190.5	8.8x	1.4x
SQURPHARMA	216.3	-0.0%	131.3	13.5x	2.3x
LHBL	51.8	-0.4%	130.9	29.1x	3.6x

Top Ten Losers	Close Price (BDT)	Δ%	Turnover (BDT Mn)	PE	PB
UNILEVERCL	2,895.7	-7.8%	31.8	65.9x	23.5x
ARAMITCEM	25.7	-4.1%	6.0	NM	1.0x
EBLNRBMF	5.4	-3.6%	0.6	NM	0.6x
1JANATAMF	5.5	-3.5%	0.9	NM	0.6x
EASTERNINS	96.7	-3.3%	3.7	24.2x	2.1x
SUNLIFEINS	21.3	-3.2%	0.3	NM	NM
PRAGATIINS	49.5	-3.1%	1.5	12.9x	1.0x
EBL1STMF	6.3	-3.1%	0.6	NM	0.7x
AGRANINS	37.8	-2.8%	33.7	59.4x	2.1x
VAMLBDMF1	7.2	-2.7%	0.8	NM	0.6x

Block Trade	Maximum Price (BDT)	Minimum Price (BDT)	Turnover (BDT Mn)	Quantity ('000)	No. of
AGRANINS	42.5	42.5	1.1	25	1
BATBC	1,540.0	1,535.0	37.0	24	2
BBSCABLES	54.1	54.0	1.1	20	2
BDFINANCE	30.9	30.9	1.2	40	1
BEACONPHAR	99.7	99.7	49.9	500	1
CITYBANK	24.8	24.8	12.4	500	1
CONFIDCEM	107.0	107.0	0.7	7	1
GBBPOWER	26.5	25.0	4.9	186	5
GREENDELMP	7.1	7.1	0.5	70	1
KPCL	48.0	44.8	2.5	53	2

Block Trade	Maximum Price (BDT)	Minimum Price (BDT)	Turnover (BDT Mn)	Quantity ('000)	No. of Trade
MARICO	2,100.0	2,100.0	21.0	10	5
NPOLYMAR	56.4	56.4	0.8	15	1
RENATA	1,160.0	1,160.0	75.4	65	1
SINGERBD	169.5	169.0	1.9	11	2
SONARGAON	24.5	24.5	0.6	26	1
SSSTEEL	17.8	17.7	2.7	150	2
STYLECRAFT	146.3	146.3	10.5	72	1
UNILEVERCL	3,020.0	3,020.0	49.8	17	1
WMSHIPYARD	10.4	10.4	0.5	50	1
Total			274.5		32

Important DSE News

UNILEVERCL

The Board of Directors has recommended 440% cash dividend for the year ended on December 31, 2020. Date of AGM: 29.04.2021, Time: 11:00 AM, Venue: Digital Platform. Record date: 23.03.2021. The Company has also reported EPS of Tk. 43.94, NAV per share of Tk. 123.08 and NOCFPS of Tk. 46.36 for the year ended on December 31, 2020 as against Tk. 81.83, Tk. 132.14 and Tk. 82.84 respectively for the same period of the previous year. The Company has also informed that explanations for significant deviations in parameters: EPS: EPS in 2020 decreased due to reduction in profit for the period. The reduction in profit mainly resulted from lower sales caused by raw materials (Dry Mix Ingredients) supply shortage due to COVID-19, inflation of key raw materials price and duty increase on Dry Mix Ingredients (15% to 25%), partly offset by savings from marketing and operating expenses. NAV Per Share: Reduction in 2020 NAV resulted mainly due to reduction in cash balance resulted from lower profit, partly offset by improvement in working capital. NOCFPS: NOCFPS reduced in 2020 due to lower profit and higher tax payment partially offset by higher interest received.

IFIC

The Company has informed that Board of Directors of the Company has taken a decision to issue BDT 5,000.00 million Non-Convertible Subordinated Bond as Tier-2 capital of the bank subject to approval of Bangladesh Securities & Exchange Commission and Bangladesh Bank.

JAMUNAOIL

The Company has informed that for the expansion of business, the Company has signed an agreement with BM Energy (BD) Limited, Dhaka to sale LPG by establishing LPG (Auto gas) Refueling Station parallel to the sale of Petroleum Oil through company's registered Filling Stations. As per the agreement, the Company will receive royalty of Tk. 0.50 against per Liter sale of LPG (Auto gas).

CNATEX

Bangladesh Securities and Exchange Commission has nominated 05 (five) distinguished individuals/persons as Independent Directors of the company in accordance with condition under 2 of the commission's Notification dated September 01, 2020 and the condition under 1 of the commission's notification dated December 10, 2020. Mr. Narayan Chandra Debnath, Additional Secretary (PRL), (Independent Director) is proposed to be selected as the chairman of the Board of Directors of the company.

FAMILYTEX

Bangladesh Securities and Exchange Commission has nominated 05 (five) distinguished individuals/persons as Independent Directors of the company in accordance with condition under 2 of the commission's Notification dated September 01, 2020 and the condition under 1 of the commission's notification dated December 10, 2020. Mr. Kazi Aminul Haq (Independent Director) is proposed to be selected as the chairman of the Board of Directors of the company.

Upcoming Corporate Events

DSE Ticker	Right Share	Dividend		Event	Date
		Stock	Cash		
BATBC	-	200.0%	300.0%	Record Date	03-Mar-21
PRIMEINSUR	-	0%	10.0%	Record Date	04-Mar-21
MIDASFIN	-	0.0%	0.0%	Record Date	07-Mar-21
GREENDELTA	-	7.5%	24.5%	Record Date	08-Mar-21
ROBI	-	0.0%	0.0%	Record Date	08-Mar-21
BDFINANCE	-	6.0%	6.0%	Record Date	11-Mar-21
IDLC	-	0.0%	35.0%	Record Date	11-Mar-21
IPDC	-	0.0%	12.0%	Record Date	11-Mar-21

Disclaimer: This report has been prepared by BRAC EPL Stock Brokerage Ltd and is provided for information purposes. It is not, under any circumstances, to be used or considered as an offer to sell, or a solicitation of any offer to buy. Reasonable care has been taken to ensure that the information is not untrue and misleading. BRAC EPL Stock Brokerage Ltd makes no representation or warranty as to the accuracy or completeness of such information. All opinions and estimates included in this report constitute our judgment as of this date and are subject to change without notice.