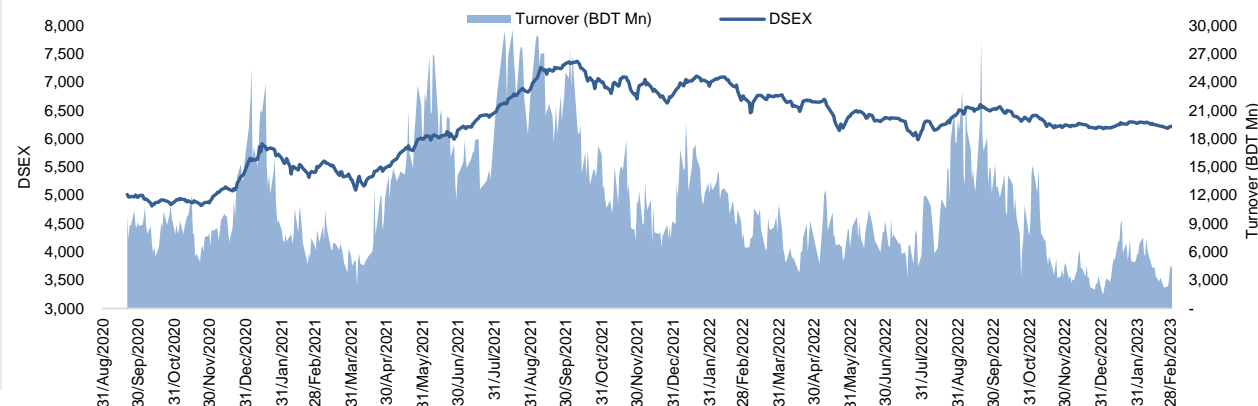


## Daily Market Update

The market closed in green today. The benchmark index DSEX (+0.59%) gained 36.46 points and closed at 6,250.20. The blue-chip index DS30 (+0.43%), the Shariah-based index DSES (+0.42%), and the large-cap index CDSET (+0.10%) closed at 2,225.84, 1,362.92, and 1,219.51 points, respectively. All the large-cap sectors posted positive performance today. Pharmaceutical booked the highest gain of 0.43% followed by Food & Allied (+0.34%), Engineering (+0.09%), Fuel & Power (+0.06%), Bank (+0.04%), NBF1 (+0.02%), and Telecommunication (0.00%), respectively. Block trades contributed 14.1% of the overall market turnover. Bangladesh Shipping Corporation (+6.8%) was the most traded share with a turnover of BDT 481 million.



Index	Closing	Opening	Point Δ	%Δ	YTD %Δ
DSEX	6,250.20	6,213.74	+36.46	+0.59%	+0.7%
DS30	2,225.84	2,216.29	+9.56	+0.43%	+1.4%
DSES	1,362.92	1,357.29	+5.64	+0.42%	+0.3%
CDSET	1,219.51	1,218.26	+1.25	+0.10%	+0.4%

	Advanced	Declined	Unchanged	Total
All Category	153	16	174	343
A Category (Equity)	97	13	117	227
B Category (Equity)	45	3	49	97
N Category (Equity)	2	0	2	4
Z Category (Equity)	9	0	6	15
Mutual Funds	0	3	16	19
Corporate Bonds	0	1	3	4
Treasury Bonds	0	0	0	0

\* Based on Traded Scripts

	Today	Last Day	Daily %Δ	
Mcap	Mn BDT	7,645,061	7,631,155	+0.2%
	Mn USD	71,449	71,319	
Turnover	Mn BDT	6,624	4,277	+54.9%
	Mn USD	62	40	
Volume	Mn Shares	95	57	+67.2%
	No. of Trade	124,952	86,066	+45.2%

\* Average Interbank Exchange Rate is BDT 107.00 as of Mar 02, 2023

**Fahim Hassan**  
Research Analyst  
(880) 1709636546  
fahim.hassan@bracepl.com

**Md. Tanvir Ahmed**  
Research Associate  
(880) 1708805201  
mtanvir.ahmed@bracepl.com

Figure: Sectorial Turnover (BDT Mn)

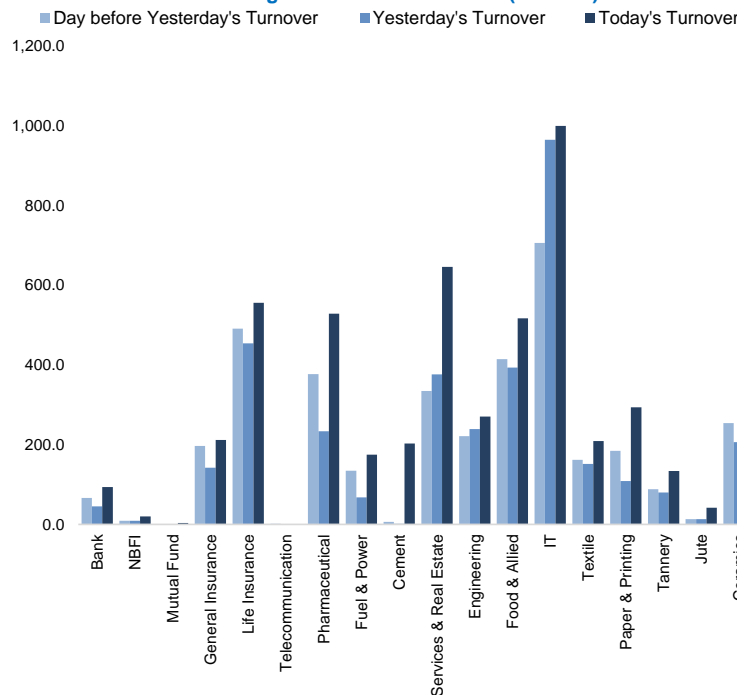
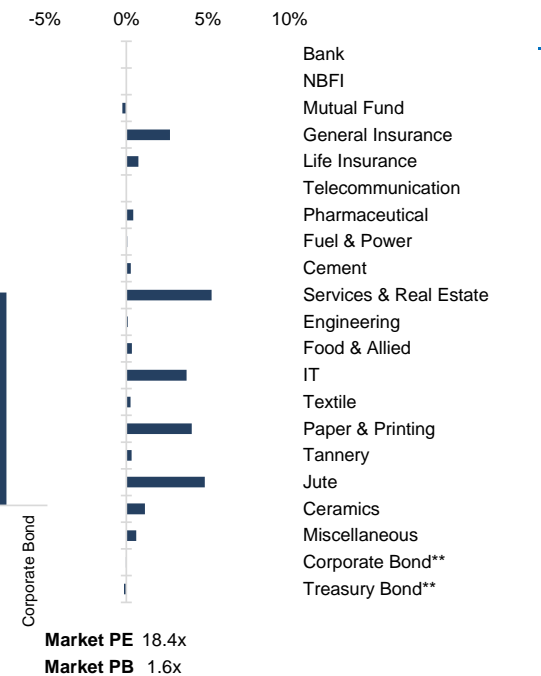


Figure: Sectorial Mcap Change



Market PE 18.4x

Market PB 1.6x

Sector Index	Closing	Opening	Points Δ	%Δ	No. of Companies	Mcap (BDT Mn)	% of Total Mcap	Turnover (BDT Mn)	% of Total Turnover	PE	PB	Top Twenty Market Cap	Mcap (BDT Mn)	% of Total Mcap	Turnover (BDT Mn)	PE	PB
Bank	1,433	1,433	+0.58	+0.04%	34	669,440	8.8%	94.0	1.7%	7.8x	0.7x	GP	386,996	8.6%	0.3	12.9x	8.4x
NBFI	1,920	1,919	+0.40	+0.02%	23	187,265	2.5%	20.2	0.4%	NM	4.5x	WALTONHIL	317,378	7.1%	0.0	40.4x	4.8x
Mutual Fund	827	829	-2.01	-0.24%	37	37,389	0.5%	3.7	0.1%	NM	0.7x	BATBC	280,098	6.2%	0.2	15.7x	6.8x
General Insurance	3,174	3,091	+82.89	+2.68%	42	92,640	1.2%	211.7	3.7%	15.6x	1.5x	SQURPHARM/	185,977	4.1%	1.7	9.7x	1.8x
Life Insurance	2,609	2,590	+19.41	+0.75%	14	73,181	1.0%	555.9	9.8%	NM	NM	ROBI	157,138	3.5%	0.2	85.7x	2.4x
Telecommunication	4,946	4,946	-	-	3	580,232	7.7%	0.5	0.0%	16.8x	4.7x	RENATA	139,689	3.1%	0.3	31.1x	4.7x
Pharmaceutical	3,737	3,721	+15.83	+0.43%	34	724,829	9.6%	528.1	9.3%	18.7x	2.4x	UPGDCL	135,475	3.0%	0.0	15.4x	4.7x
Fuel & Power	1,691	1,690	+0.94	+0.06%	23	445,972	5.9%	174.7	3.1%	17.8x	1.1x	BEXIMCO	103,571	2.3%	0.0	9.0x	1.2x
Cement	2,315	2,309	+6.20	+0.27%	7	111,199	1.5%	202.8	3.6%	58.1x	2.6x	BERGERPBL	79,413	1.8%	1.7	26.9x	6.6x
Services & Real Esta	2,222	2,112	+110.56	+5.24%	8	87,806	1.2%	645.7	11.4%	37.3x	1.2x	MARICO	76,277	1.7%	0.3	20.7x	28.6x
Engineering	4,488	4,484	+4.02	+0.09%	42	526,734	7.0%	270.6	4.8%	53.9x	2.1x	ICB	74,119	1.6%	0.0	NM	1.7x
Food & Allied	21,464	21,392	+71.93	+0.34%	21	382,464	5.1%	516.8	9.1%	19.9x	8.0x	BEACONPHAR	66,990	1.5%	31.4	71.4x	10.8x
IT	3,393	3,272	+121.13	+3.70%	11	44,236	0.6%	999.5	17.6%	32.2x	3.0x	BXPHERMA	65,222	1.5%	2.0	14.1x	1.6x
Textile	1,583	1,579	+3.95	+0.25%	58	166,830	2.2%	208.9	3.7%	42.8x	1.0x	BRACBANK	57,619	1.3%	0.1	10.9x	1.0x
Paper & Printing	10,632	10,223	+409.70	+4.01%	6	40,966	0.5%	293.9	5.2%	40.4x	2.1x	ISLAMIBANK	53,291	1.2%	6.9	10.9x	0.8x
Tannery	3,080	3,070	+10.00	+0.33%	6	32,531	0.4%	133.9	2.4%	47.1x	3.1x	DUTCHBANGL	43,554	1.0%	0.0	7.4x	1.1x
Jute	13,293	12,682	+611.18	+4.82%	3	3,252	0.0%	42.2	0.7%	NM	5.1x	TITASGAS	40,459	0.9%	0.0	13.2x	0.5x
Ceramics	704	696	+7.96	+1.14%	5	32,539	0.4%	250.0	4.4%	42.1x	1.9x	POWERGRID	37,347	0.8%	0.0	NM	0.4x
Miscellaneous	4,098	4,073	+24.97	+0.61%	14	223,150	2.9%	534.1	9.4%	13.2x	1.8x	SUMITPOWER	36,308	0.8%	0.0	10.7x	0.9x
Corporate Bond**	88	88	-0.02	-0.03%	9	36,405	0.5%	0.3	0.0%	NM	NM	BSCCL	36,098	0.8%	0.0	14.3x	2.9x
Treasury Bond**	96	96	-0.14	-0.14%	252	3,068,635	40.5%	0.0	0.0%	NM	NM						

Top Ten Gainers	Close Price (BDT)	Δ%	Turnover (BDT Mn)	PE	PB	Top Twenty Free Float Mcap	Free Float Mcap (BDT Mn)	% of Total Free Float Mcap	PE	PB	Most Traded Share	Close Price (BDT)	Δ%	Turnover (BDT Mn)	PE	PB
MEGHNAPE	33.0	+10.0%	6.9	NM	NM	SQURPHARMA	121,685	7.2%	9.7x	1.8x	BSC	137.7	+6.8%	481.3	9.2x	1.7x
BGIC	65.1	+10.0%	10.9	40.7x	3.3x	BATBC	74,086	4.4%	15.7x	6.8x	GENEXIL	101.1	+6.3%	374.9	30.6x	5.5x
USMANIAGL	55.2	+10.0%	1.7	NM	0.7x	BEXIMCO	71,930	4.2%	9.0x	1.2x	ADNTEL	146.8	+4.1%	270.3	43.6x	5.1x
SHYAMPSUG	76.3	+9.9%	0.3	NM	NM	RENATA	68,196	4.0%	31.1x	4.7x	SEAPEARL	290.6	+5.6%	265.0	70.5x	20.5x
EHL	99.7	+9.9%	247.1	15.7x	1.3x	BEACONPHAR	46,893	2.8%	71.4x	10.8x	EHL	99.7	+9.9%	247.1	15.7x	1.3x
BPML	83.6	+9.9%	195.7	23.0x	1.1x	BXPHERMA	45,538	2.7%	14.1x	1.6x	OLYMPIC	150.8	+2.5%	216.7	19.6x	3.2x
LEGACYFOOT	44.8	+9.8%	2.9	NM	5x	GP	38,700	2.3%	12.9x	8.4x	LHBL	65.0	+0.3%	196.7	17.0x	4.3x
JHRML	82.9	+9.8%	92.0	24.6x	2.6x	BRACBANK	30,976	1.8%	10.9x	1.0x	BPML	83.6	+9.9%	195.7	23.0x	1.1x
SAMATALETH	58.7	+9.7%	4.2	NM	4.1x	LHBL	26,663	1.6%	17.0x	4.3x	ORIONPHARM	86.2	+5.1%	187.4	24.6x	0.9x
NAVANAPHAR	75.1	+9.6%	41.4	19.0x	1.9x	ISLAMIBANK	23,938	1.4%	10.9x	0.8x	SPCERAMICS	47.4	+3.5%	185.6	87.8x	1.5x

Top Ten Losers	Close Price (BDT)	Δ%	Turnover (BDT Mn)	PE	PB	Block Trade	Maximum Price (BDT)	Minimum Price (BDT)	No. of Trade	Quantity ('000)	Turnover (BDT Mn)
UNIONCAP	8.1	-10.0%	0.1	NM	NM	SEAPEARL	280.0	251.4	66.0	2,129	567.30
ICB3RDNRB	6.5	-5.8%	0.0	NM	1x	DOMINAGE	17.3	16.2	6.0	2,107	35.21
AIBL1STIMF	7.3	-5.2%	0.1	NM	0.8x	AL-HAJTEX	184.0	160.7	21.0	196	32.35
MONNOAGML	980.9	-4.2%	67.3	NM	5.6x	SQURPHARMA	199.9	197.0	32.0	153	30.28
FASFIN	5.4	-3.6%	0.0	NM	NM	BEXIMCO	126.2	104.1	3.0	231	27.97
NCCBLMF1	6.9	-1.4%	0.6	NM	0.8x	MEGHNALIFE	88.3	88.0	3.0	262	23.14
BATASHOE	939.8	-1.4%	0.4	36.3x	3.5x	BEACONPHAR	265.7	265.7	1.0	86	22.85
ISLAMIBANK	33.1	-0.9%	6.9	10.9x	0.8x	BANKASIA	20.2	20.2	1.0	988	19.96
BERGERPBL	1,712.3	-0.5%	1.7	26.9x	6.6x	SONALIPAPR	615.1	590.1	10.0	32	19.33
PROGRESLIF	79.1	-0.5%	5.5	NM	NM	RDFOOD	35.4	33.1	9.0	372	12.42

\* NBFI Sector PE calculation methodology has been modified to reflect positive earnings only.  
 \*\* The base of the Bond Index starts at 100, starting from Jan 13, 2022  
 Similarly, Treasury Bond Index starts at 100, starting from Oct 10, 2022

Block Trade	Maximum Price (BDT)	Minimum Price (BDT)	Turnover (BDT Mn)	Quantity ('000)	No. of Trade
SEAPEARL	280.0	251.4	567.3	2,129	66
DOMINAGE	17.3	16.2	35.2	2,107	6
AL-HAJTEX	184.0	160.7	32.3	196	21
SQURPHARMA	199.9	197.0	30.3	153	32
BEXIMCO	126.2	104.1	28.0	231	3
MEGHNALIFE	88.3	88.0	23.1	262	3
BEACONPHAR	265.7	265.7	22.9	86	1
BANKASIA	20.2	20.2	20.0	988	1
SONALIPAPR	615.1	590.1	19.3	32	10
RDFOOD	35.4	33.1	12.4	372	9
METROSPIN	38.5	37.0	12.3	329	7
RUPALILIFE	97.0	97.0	9.7	100	1
GP	263.0	261.6	8.8	34	10
FINEFOODS	61.2	61.2	8.6	140	2
LANKABAFIN	26.5	26.5	8.0	300	1
EGEN	43.8	40.7	7.9	190	12
MARICO	2,300.5	2,300.5	7.6	3	4
ADNTEL	145.0	141.0	7.5	52	4
BXPHERMA	146.0	141.6	6.4	44	7
BATBC	490.0	479.8	6.2	13	2
ACFL	26.1	26.1	6.1	235	1
BSC	130.0	130.0	5.5	42	2
<b>Total</b>			<b>936.1</b>		<b>256</b>

**Important DSE News**
**LHBL**

The Board of Directors has recommended 15% Final Cash dividend (in addition to the 33% interim cash dividend which has already been paid) for the year ended December 31, 2022. Date of AGM: 09.05.2023, Time: 3:00 PM, Venue: Digital Platform. Record Date: 27.03.2023. The Company has also reported consolidated EPS of Tk. 3.83, consolidated NAV per share of Tk. 15.25 and consolidated NOCFPS of Tk. 5.76 for the year ended December 31, 2022 as against Tk. 3.34, Tk. 17.04 and Tk. 5.23 for the same period of the previous year.

**QGBALLPEN**

The company has informed that the Board of Directors of the company has decided to sell 7.67 katha land which is a totally unutilized free land situated at Mouza- 10, Agrabad, Plot- 702 R/A, CDA, Chattogram. The sale proceeds of BDT 3,45,15,000.00 will be utilized for adjusting liability to Southeast Bank Limited of BDT 1.16 Crore and the rest of the amount will be used on a priority basis.

**BANKASIA**

The Board of Directors of the company has approved the proposal for sale of 97,844 numbers of ordinary shares of ERA-Infotech Limited, with the total offer price of Taka 4,892,200.00 in order to reduce shareholding position of the company in ERA-Infotech Limited to 10% from existing 20% as per Bangladesh Bank DOS Circular # 04 dated May 26, 2019. The cost of the aforesaid 97,844 numbers of ordinary shares was Taka 191,774.24 which indicates a total capital gain of Taka 4,700,425.76 for the Bank, if the above sale of ordinary shares of ERA-Infotech Limited is executed.

**EASTLAND**

The Company has informed that the Board of Directors approved appointment of Mr. Md. Mizanur Rahman, Deputy Managing Director as Chief Financial Officer of the company. Accordingly, Mr. Md. Mizanur Rahman joined in the company as DMD & Chief Financial Officer on February 26, 2023.

**BARKAPOWER**

Dhiman Kumar Chowdhury, one of the Independent Directors of the company, has further informed that he has completed his buying of 20,000 shares of the company at prevailing market price through Dhaka Stock Exchange Limited as per declaration disseminated on 01.03.2023.

**Upcoming Corporate Events**

DSE Ticker	Right Share	Dividend		Event	Date
		Stock	Cash		
RELIANCINS		0.0%	25%	Record Date	6-Mar-23
PREMIERCEM		0.0%	10%	Record Date	6-Mar-23
CITYGENINS		0.0%	11%	Record Date	7-Mar-23
RECKITBEN		0.0%	980%	Record Date	13-Mar-23
ROBI		0.0%	7%	Record Date	13-Mar-23
IPDC		0.0%	10%	Record Date	21-Mar-23
FUWANGFOOD		0.0%	1%	Record Date	21-Mar-23
GREENDELT		0.0%	25%	Record Date	22-Mar-23
LHBL		0.0%	15%	Record Date	27-Mar-23

**Disclaimer:** This report has been prepared by BRAC EPL Stock Brokerage Ltd and is provided for information purposes. It is not, under any circumstances, to be used or considered as an offer to sell, or a solicitation of any offer to buy. Reasonable care has been taken to ensure that the information is not untrue and misleading. BRAC EPL Stock Brokerage Ltd makes no representation or warranty as to the accuracy or completeness of such information. All opinions and estimates included in this report constitute our judgment as of this date and are subject to change without notice.