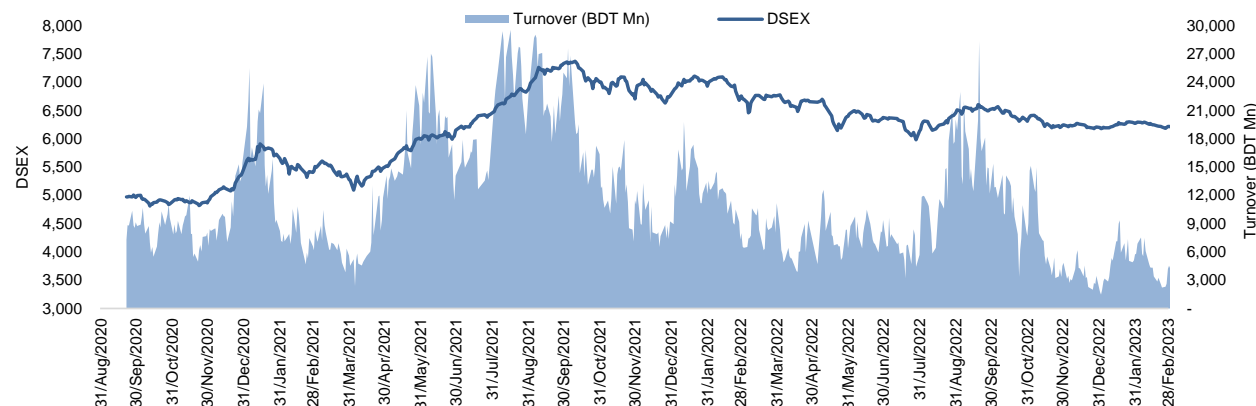


Daily Market Update

The market closed in green today. The benchmark index DSEX (+0.15%) gained 9.27 points and closed at 6,259.48. The blue-chip index DS30 (+0.01%), the Shariah-based index DSES (-0.08%), and the large-cap index CDSET (-0.16%) closed at 2,225.98, 1,361.83, and 1,217.61 points, respectively. Large-cap sectors posted mixed performance today. Fuel & Power booked the highest gain of 0.34% followed by Bank (+0.05%), Engineering (+0.05%). Pharmaceutical experienced the highest loss of 0.38% followed by Food & Allied (-0.13%), NBF1 (-0.03%). Block trades contributed 9.8% of the overall market turnover. Genex Infosys Limited (-2.0%) was the most traded share with a turnover of BDT 426 million.



Index	Closing	Opening	Point Δ	%Δ	YTD %Δ
DSEX	6,259.48	6,250.20	+9.27	+0.15%	+0.8%
DS30	2,225.98	2,225.84	+0.14	+0.01%	+1.4%
DSES	1,361.83	1,362.92	-1.10	-0.08%	+0.2%
CDSET	1,217.61	1,219.51	-1.90	-0.16%	+0.3%

	Advanced	Declined	Unchanged	Total
All Category	101	67	178	346
A Category (Equity)	74	36	119	229
B Category (Equity)	24	24	51	99
N Category (Equity)	2	0	2	4
Z Category (Equity)	1	7	6	14
Mutual Funds	2	1	19	22
Corporate Bonds	1	0	1	2
Treasury Bonds	0	0	0	0

* Based on Traded Scrips

	Today	Last Day	Daily %Δ	
Mcap	Mn BDT	7,652,621	7,645,061	+0.1%
	Mn USD	71,557	71,486	
Turnover	Mn BDT	7,274	6,624	+9.8%
	Mn USD	68	62	
Volume	Mn Shares	129	95	+36.1%
	No. of Trade	144,348	124,952	+15.5%

* Average Interbank Exchange Rate is BDT 106.95 as of Mar 05, 2023

Fahim Hassan Research Analyst (880) 1709636546 fahim.hassan@bracepl.com	Md. Tanvir Ahmed Research Associate (880) 1708805201 mtanvir.ahmed@bracepl.com
-----------------------------------------------------------------------------------------	------------------------------------------------------------------------------------------------

Figure: Sectorial Turnover (BDT Mn)

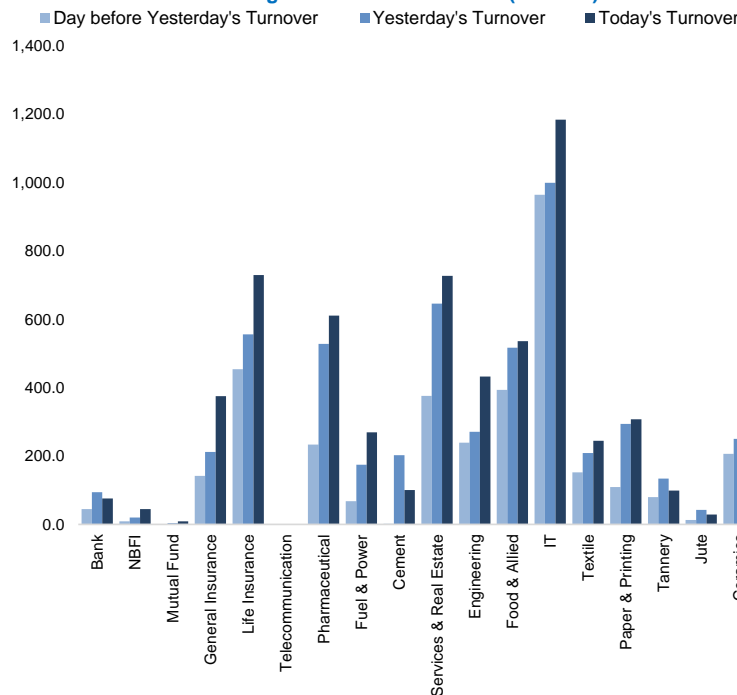
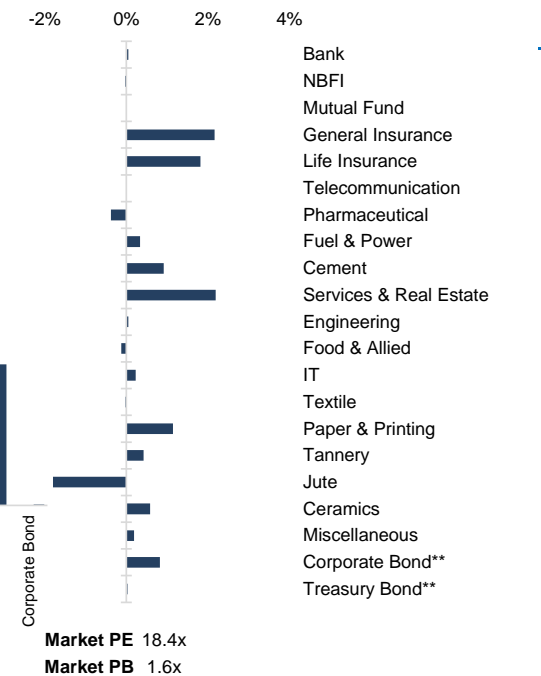


Figure: Sectorial Mcap Change



Sector Index	Closing	Opening	Points Δ	%Δ	No. of Companies	Mcap (BDT Mn)	% of Total Mcap	Turnover (BDT Mn)	% of Total Turnover	PE	PB	Top Twenty Market Cap	Mcap (BDT Mn)	% of Total Mcap	Turnover (BDT Mn)	PE	PB
Bank	1,434	1,433	+0.75	+0.05%	34	669,790	8.8%	75.5	1.2%	7.8x	0.7x	GP	386,996	8.6%	0.8	12.9x	8.4x
NBFI	1,919	1,920	-0.56	-0.03%	23	187,211	2.5%	44.5	0.7%	NM	4.4x	WALTONHIL	317,378	7.1%	0.0	40.4x	4.8x
Mutual Fund	827	827	+0.06	+0.01%	37	37,391	0.5%	9.1	0.1%	NM	0.7x	BATBC	280,098	6.2%	0.2	15.7x	6.8x
General Insurance	3,243	3,174	+68.76	+2.17%	42	94,646	1.2%	375.1	5.7%	15.9x	1.5x	SQURPHARMA	185,977	4.1%	3.1	9.7x	1.8x
Life Insurance	2,657	2,609	+47.45	+1.82%	14	74,512	1.0%	729.2	11.1%	NM	NM	ROBI	157,138	3.5%	0.2	85.7x	2.4x
Telecommunication	4,946	4,946	-	-	3	580,232	7.7%	1.1	0.0%	16.8x	4.7x	RENATA	139,689	3.1%	0.2	31.1x	4.7x
Pharmaceutical	3,723	3,737	-14.07	-0.38%	34	722,100	9.5%	611.1	9.3%	18.6x	2.4x	UPGDCL	135,475	3.0%	0.1	15.4x	4.7x
Fuel & Power	1,696	1,691	+5.73	+0.34%	23	447,484	5.9%	269.4	4.1%	17.8x	1.1x	BEXIMCO	103,571	2.3%	0.1	9.0x	1.2x
Cement	2,336	2,315	+21.25	+0.92%	7	112,219	1.5%	100.6	1.5%	58.6x	2.6x	BERGERPBL	79,830	1.8%	1.8	27.0x	6.6x
Services & Real Esta	2,271	2,222	+48.64	+2.19%	8	89,727	1.2%	727.3	11.1%	38.1x	1.2x	LHBL	76,418	1.7%	96.0	17.2x	4.3x
Engineering	4,490	4,488	+2.15	+0.05%	42	526,987	7.0%	432.8	6.6%	56.3x	2.1x	ICB	74,119	1.6%	0.0	NM	1.7x
Food & Allied	21,438	21,464	-26.87	-0.13%	21	381,985	5.0%	536.3	8.2%	19.8x	8.0x	BXPHERMA	65,222	1.4%	1.3	14.1x	1.6x
IT	3,401	3,393	+7.91	+0.23%	11	44,339	0.6%	1,184.0	18.0%	32.3x	3.0x	BEACONPHAR	64,957	1.4%	39.3	69.3x	10.5x
Textile	1,583	1,583	-0.35	-0.02%	58	166,793	2.2%	244.8	3.7%	42.8x	1.0x	BRACBANK	57,619	1.3%	1.9	10.9x	1.0x
Paper & Printing	10,754	10,632	+121.31	+1.14%	6	41,433	0.5%	307.8	4.7%	40.9x	2.1x	ISLAMIBANK	53,774	1.2%	13.4	11.0x	0.8x
Tannery	3,093	3,080	+13.04	+0.42%	6	32,669	0.4%	99.3	1.5%	47.3x	3.1x	DUTCHBANGL	43,554	1.0%	0.1	7.4x	1.1x
Jute	13,054	13,293	-239.08	-1.80%	3	3,193	0.0%	28.7	0.4%	NM	5.0x	TITASGAS	40,459	0.9%	0.0	13.2x	0.5x
Ceramics	708	704	+4.10	+0.58%	5	32,728	0.4%	371.1	5.7%	42.4x	1.9x	POWERGRID	37,347	0.8%	0.0	NM	0.4x
Miscellaneous	4,106	4,098	+7.82	+0.19%	14	223,576	3.0%	412.4	6.3%	13.2x	1.8x	SEAPEARL	36,950	0.8%	358.5	74.3x	21.6x
Corporate Bond**	89	88	+0.73	+0.82%	9	36,705	0.5%	2.3	0.0%	NM	NM	SUMITPOWER	36,308	0.8%	0.0	10.7x	0.9x
Treasury Bond**	96	96	+0.03	+0.03%	252	3,069,569	40.5%	0.0	0.0%	NM	NM						

Top Ten Gainers	Close Price (BDT)	Δ%	Turnover (BDT Mn)	PE	PB	Top Twenty Free Float Mcap	Free Float Mcap (BDT Mn)	% of Total Free Float Mcap	PE	PB	Most Traded Share	Close Price (BDT)	Δ%	Turnover (BDT Mn)	PE	PB
DOMINAGE	17.8	+9.9%	202.3	32.4x	1.0x	SQURPHARMA	121,685	7.2%	9.7x	1.8x	GENEXIL	99.1	-2.0%	425.7	30.0x	5.4x
CITYGENINS	32.8	+9.3%	89.5	14.6x	1.8x	BATBC	74,086	4.4%	15.7x	6.8x	SEAPEARL	306.0	+5.3%	358.5	74.3x	21.6x
NFML	15.0	+8.7%	23.9	93.6x	1.3x	BEXIMCO	71,930	4.2%	9.0x	1.2x	BSC	136.4	-0.9%	349.2	9.1x	1.7x
LEGACYFOOT	47.8	+6.7%	8.3	NM	5.3x	RENATA	68,196	4.0%	31.1x	4.7x	SPCERAMICS	48.8	+3.0%	301.1	90.4x	1.6x
PADMALIFE	44.7	+6.4%	17.5	NM	NM	BXPHERMA	45,538	2.7%	14.1x	1.6x	ADNTEL	154.2	+5.0%	293.7	45.8x	5.4x
KBPPWBIL	10.8	+5.9%	11.1	NM	0.9x	BEACONPHAR	45,470	2.7%	69.3x	10.5x	DELTALIFE	151.7	+3.7%	233.7	NM	NM
PURABIGEN	27.2	+5.8%	11.2	20.0x	2x	GP	38,700	2.3%	12.9x	8.4x	EHL	101.8	+2.1%	222.6	16.0x	1.3x
JAMUNAOIL	180.3	+5.6%	40.3	7.6x	0.9x	BRACBANK	30,976	1.8%	10.9x	1.0x	DOMINAGE	17.8	+9.9%	202.3	32.4x	1.0x
SEAPEARL	306.0	+5.3%	358.5	74.3x	21.6x	LHBL	26,991	1.6%	17.2x	4.3x	OLYMPIC	149.0	-1.2%	201.3	19.4x	3.1x
BDTHAI	14.1	+5.2%	12.4	NM	0.5x	ISLAMIBANK	24,155	1.4%	11.0x	0.8x	AAMRANET	64.5	-1.7%	181.6	20.2x	1.7x

Top Ten Losers	Close Price (BDT)	Δ%	Turnover (BDT Mn)	PE	PB	Block Trade	Maximum Price (BDT)	Minimum Price (BDT)	No. of Trade	Quantity ('000)	Turnover (BDT Mn)
ZEALBANGLA	133.3	-8.9%	2.3	NM	NM	SONALIPAPR	650.0	572.1	9.0	273	167.63
MEGHNA PET	30.6	-7.3%	4.2	NM	NM	SEAPEARL	315.9	265.2	42.0	501	138.20
SHYAMPSUG	72.4	-5.1%	4.5	NM	NM	BEACONPHAR	315.3	272.0	16.0	279	82.71
MEGCONMILK	29.0	-4.0%	7.0	NM	NM	IPDC	58.0	51.9	17.0	1,003	57.35
UNIONCAP	7.8	-3.7%	10.4	NM	NM	BEXIMCO	105.2	104.1	5.0	476	50.01
BEACONPHAR	281.2	-3.0%	39.3	69.3x	10.5x	AL-HAJTEX	175.0	162.3	16.0	184	30.55
APEXFOODS	260.7	-2.9%	23.3	34.3x	2.1x	PRAGATILIF	120.1	120.0	4.0	160	19.20
ONEBANKLTD	11.0	-2.7%	5.0	26.0x	0.6x	BRACBANK	34.7	34.7	4.0	515	17.87
AZIZPIPES	85.0	-2.5%	3.4	NM	NM	SQURPHARMA	205.0	199.7	15.0	78	15.69
PAPERPROC	170.4	-2.5%	24.5	39.7x	5.2x	METROSPIN	39.8	39.8	1.0	328	13.03

* NBFI Sector PE calculation methodology has been modified to reflect positive earnings only.

** The base of the Bond Index starts at 100, starting from Jan 13, 2022

Similarly, Treasury Bond Index starts at 100, starting from Oct 10, 2022

Block Trade	Maximum Price (BDT)	Minimum Price (BDT)	Turnover (BDT Mn)	Quantity ('000)	No. of Trade
SONALIPAPR	650.0	572.1	167.6	273	9
SEAPEARL	315.9	265.2	138.2	501	42
BEACONPHAR	315.3	272.0	82.7	279	16
IPDC	58.0	51.9	57.3	1,003	17
BEXIMCO	105.2	104.1	50.0	476	5
AL-HAJTEX	175.0	162.3	30.5	184	16
PRAGATILIF	120.1	120.0	19.2	160	4
BRACBANK	34.7	34.7	17.9	515	4
SQURPHARMA	205.0	199.7	15.7	78	15
METROSPIN	39.8	39.8	13.0	328	1
GP	262.5	261.6	8.7	33	7
BSCCL	199.8	199.8	8.5	42	10
ADNTEL	149.0	133.0	7.7	53	8
RENATA	1,142.3	1,141.8	7.2	6	4
PTL	71.0	69.3	6.8	98	12
EGEN	43.4	40.7	6.2	151	11
BXPHERMA	142.7	140.1	5.8	41	8
FINEFOODS	64.5	63.0	5.3	84	5
MEGHNALIFE	80.2	78.2	5.0	63	3
BBSCABLES	45.1	45.0	4.4	98	6
HRTEX	114.9	112.1	3.4	30	2
FEKDIL	15.5	15.5	3.0	192	4
Total			711.4		272

Upcoming Corporate Events

DSE Ticker	Right Share	Dividend		Event	Date
		Stock	Cash		
CITYGENINS		0.0%	11%	Record Date	7-Mar-23
RECKITTBEN		0.0%	980%	Record Date	13-Mar-23
ROBI		0.0%	7%	Record Date	13-Mar-23
IPDC		0.0%	10%	Record Date	21-Mar-23
FUWANGFOOD		0.0%	1%	Record Date	21-Mar-23
GREENDELT		0.0%	25%	Record Date	22-Mar-23
LHBL		0.0%	15%	Record Date	27-Mar-23

Important DSE News
OIMEX

(Q1 Un-audited): EPS was Tk. (0.28) for July-September 2022 as against Tk. (0.35) for July-September 2021. NOCFPS was Tk. (0.05) for July-September 2022 as against Tk. (0.23) for July-September 2021. NAV per share was Tk. 11.44 as on September 30, 2022 and Tk. 11.72 as on September 30, 2021.

(Q2 Un-audited): EPS was Tk. (0.24) for October-December 2022 as against Tk. (0.41) for October-December 2021; EPS was Tk. (0.53) for July-December 2022 as against Tk. (0.77) for July-December 2021. NOCFPS was Tk. (0.37) for July-December 2022 as against Tk. (0.53) for July-December 2021. NAV per share was Tk. 11.19 as on December 31, 2022 and Tk. 11.72 as on June 30, 2022.

SSSTEEL

(Q1 Un-audited): Consolidated EPS was Tk. 0.01 for July-September 2022 as against Tk. 0.73 for July-September 2021; Consolidated NOCFPS was Tk. (3.90) for July-September 2022 as against Tk. 0.54 for July-September 2021. Consolidated NAV per share (with revaluation) was Tk. 24.08 as on September 30, 2022 and Tk. 24.05 as on June 30, 2022; Consolidated NAV per share (without revaluation) was Tk. 21.45 as on September 30, 2022 and Tk. 21.41 as on June 30, 2022.

(Q2 Un-audited): Consolidated EPS was Tk. 0.023 for October-December 2022 as against Tk. 0.69 for October-December 2021; Consolidated EPS was Tk. 0.02 for July-December 2022 as against Tk.1.37 for July-December 2021. Consolidated NOCFPS was Tk. (8.13) for July-December 2022 as against Tk. 0.79 for July-December 2021. Consolidated NAV per share (with revaluation) was Tk. 24.09 as on December 31, 2022 and Tk. 24.05 as on June 30, 2022. Consolidated NAV per share (without revaluation) was Tk. 21.48 as on December 31, 2022 and Tk. 21.41 as on June 30, 2022.

DELTALIFE

The Company has further informed that 49,500 shares of Late Mr. Kazi Fazlur Rahman, one of the Independent Directors of the company, have been transmitted to his nominee by way of nomination as news disseminated on 29.06.2022.

ADNTEL

Md. Abu Yousof Zakaria, one of the Sponsors of the Company, has further informed that he has completed his sale of 17,05,000 shares of the Company at prevailing market price through Dhaka Stock Exchange Limited as per declaration disseminated on 27.02.2023.

Mohammad Ali Sarker, one of the Sponsors of the Company, has further informed that he has completed his sale of 8,52,500 shares of the Company at prevailing market price through Dhaka Stock Exchange Limited as per declaration disseminated on 27.02.2023.

Mamonoor Rashid, one of the Sponsors of the Company, has further informed that he has completed his sale of 2,00,000 shares of the Company at prevailing market price through Dhaka Stock Exchange Limited as per declaration disseminated on 23.02.2023.

NPOLYMER

Dhaka Stock Exchange Limited (DSE) has approved the proposed name change of the Company. Accordingly, the name of the Company will be 'National Polymer Industries PLC.' instead of 'National Polymer Industries Ltd.' with effect from March 07, 2023. Other things (except name) will remain unchanged.

Disclaimer: This report has been prepared by BRAC EPL Stock Brokerage Ltd and is provided for information purposes. It is not, under any circumstances, to be used or considered as an offer to sell, or a solicitation of any offer to buy. Reasonable care has been taken to ensure that the information is not untrue and misleading. BRAC EPL Stock Brokerage Ltd makes no representation or warranty as to the accuracy or completeness of such information. All opinions and estimates included in this report constitute our judgment as of this date and are subject to change without notice.