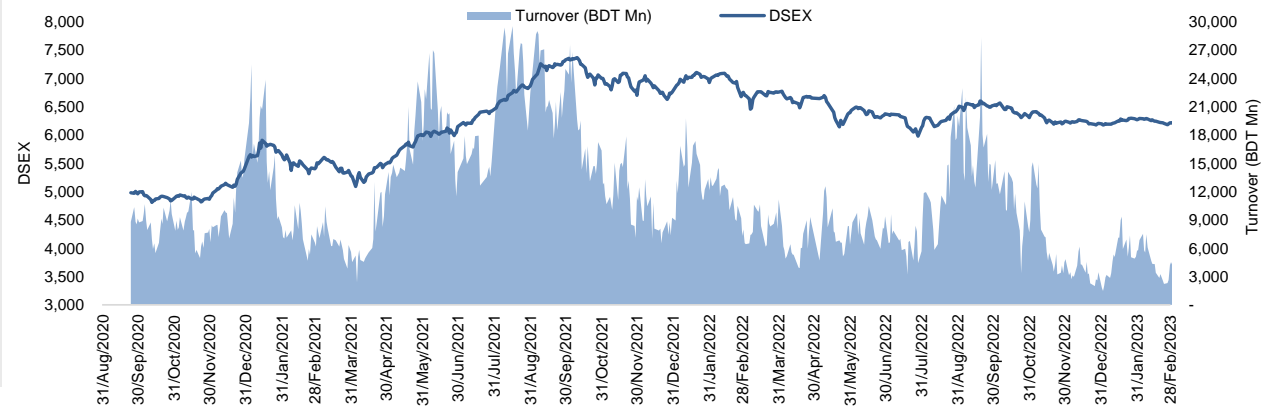


Daily Market Update

The market closed in red today. The benchmark index DSEX (-0.03%) lost 2.13 points and closed at 6,260.18. The blue-chip index DS30 (+0.05%), the Shariah-based index DSES (+0.05%), and the large-cap index CDSET (0.00%) closed at 2,226.97, 1,362.33, and 1,217.01 points, respectively. Large-cap sectors posted mixed performance today. Food & Allied booked the highest gain of 0.08% followed by Pharmaceutical (+0.03%), Telecommunication (0.00%). Bank experienced the highest loss of 0.15% followed by Fuel & Power (-0.13%), NBF1 (-0.05%), Engineering (-0.03%). Block trades contributed 6.7% of the overall market turnover. Genex Infosys Limited (-0.1%) was the most traded share with a turnover of BDT 413 million.



Index	Closing	Opening	Point Δ	%Δ	YTD %Δ
DSEX	6,260.18	6,262.31	-2.13	-0.03%	+0.9%
DS30	2,226.97	2,225.88	+1.09	+0.05%	+1.4%
DSES	1,362.33	1,361.58	+0.75	+0.05%	+0.3%
CDSET	1,217.01	1,217.04	-0.03	-0.00%	+0.2%

	Advanced	Declined	Unchanged	Total
All Category	47	115	168	330
A Category (Equity)	25	82	117	224
B Category (Equity)	14	29	44	87
N Category (Equity)	0	2	2	4
Z Category (Equity)	8	2	5	15
Mutual Funds	0	2	16	18
Corporate Bonds	1	1	1	3
Treasury Bonds	0	0	0	0

* Based on Traded Scrips

	Today	Last Day	Daily %Δ	
Mcap	Mn BDT	7,655,916	7,657,433	-0.0%
	Mn USD	72,168	72,182	-0.0%
Turnover	Mn BDT	5,457	6,495	-16.0%
	Mn USD	51	61	-16.0%
Volume	Mn Shares	85	95	-10.9%
	No. of Trade	114,390	131,915	-13.3%

* Average Interbank Exchange Rate is BDT 106.09 as of Mar 07, 2023

Fahim Hassan Research Analyst (880) 1709636546 fahim.hassan@bracepl.com	Md. Tanvir Ahmed Research Associate (880) 1708805201 mtanvir.ahmed@bracepl.com
---	--

Figure: Sectorial Turnover (BDT Mn)

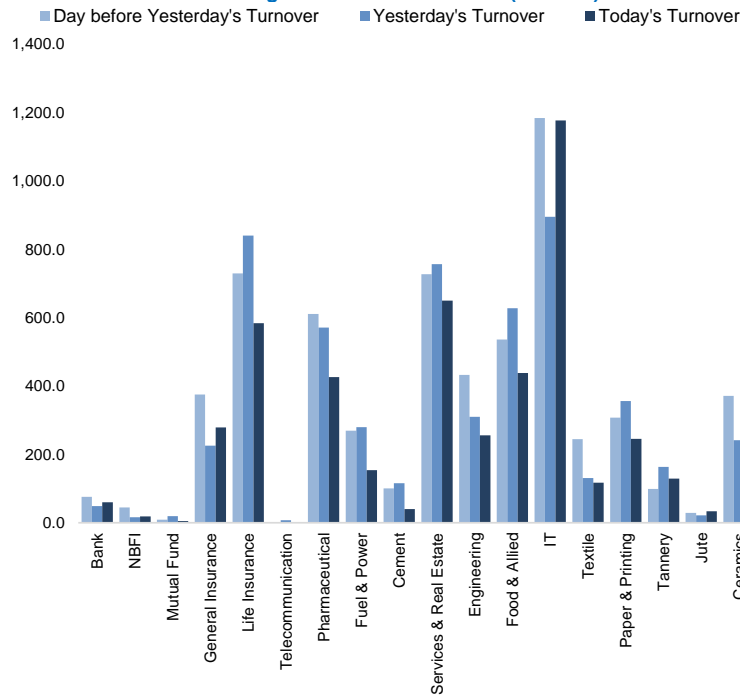
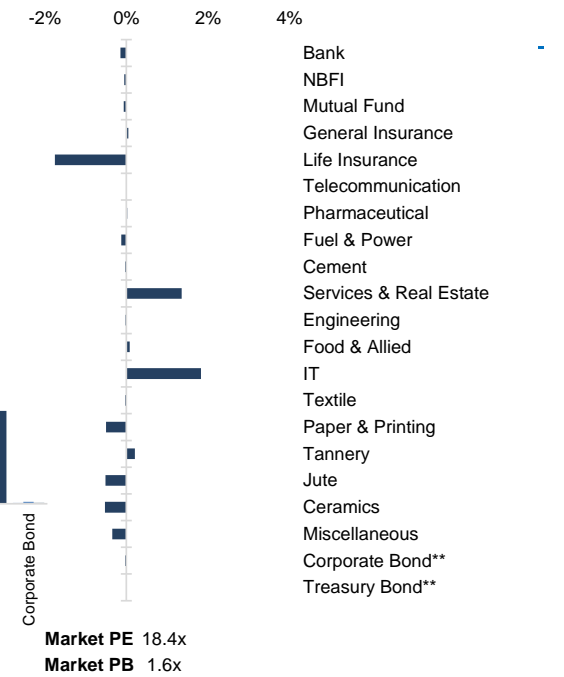


Figure: Sectorial Mcap Change



Market PE 18.4x

Market PB 1.6x

Sector Index	Closing	Opening	Points Δ	%Δ	No. of Companies	Mcap (BDT Mn)	% of Total Mcap	Turnover (BDT Mn)	% of Total Turnover	PE	PB	Top Twenty Market Cap	Mcap (BDT Mn)	% of Total Mcap	Turnover (BDT Mn)	PE	PB
Bank	1,434	1,436	-2.11	-0.15%	34	669,821	8.8%	59.8	1.2%	7.8x	0.7x	GP	386,996	8.6%	0.1	12.9x	8.4x
NBFI	1,917	1,918	-0.99	-0.05%	23	187,013	2.5%	18.2	0.4%	NM	4.4x	WALTONHIL	317,378	7.1%	0.0	40.4x	4.8x
Mutual Fund	828	829	-0.53	-0.06%	37	37,460	0.5%	4.7	0.1%	NM	0.7x	BATBC	280,098	6.2%	0.3	15.7x	6.8x
General Insurance	3,196	3,194	+1.57	+0.05%	42	93,267	1.2%	278.5	5.5%	15.7x	1.5x	SQURPHARM/	185,977	4.1%	1.1	9.7x	1.8x
Life Insurance	2,663	2,710	-47.39	-1.75%	14	74,683	1.0%	583.4	11.5%	NM	NM	ROBI	157,138	3.5%	0.4	85.7x	2.4x
Telecommunication	4,946	4,946	-	-	3	580,232	7.7%	0.5	0.0%	16.8x	4.7x	RENATA	139,689	3.1%	0.6	31.1x	4.7x
Pharmaceutical	3,721	3,720	+0.96	+0.03%	34	721,730	9.5%	425.9	8.4%	18.6x	2.4x	UPGDCL	135,475	3.0%	0.0	15.4x	4.7x
Fuel & Power	1,697	1,699	-2.14	-0.13%	23	447,713	5.9%	153.9	3.0%	17.8x	1.1x	BEXIMCO	103,571	2.3%	0.2	9.0x	1.2x
Cement	2,311	2,311	-0.65	-0.03%	7	110,981	1.5%	40.4	0.8%	57.9x	2.6x	BERGERPBL	79,849	1.8%	5.6	27.0x	6.6x
Services & Real Esta	2,337	2,306	+31.33	+1.36%	8	92,343	1.2%	649.8	12.8%	39.2x	1.2x	MARICO	76,277	1.7%	0.2	20.7x	28.6x
Engineering	4,485	4,486	-1.15	-0.03%	42	526,429	6.9%	256.2	5.0%	56.2x	2.1x	ICB	74,119	1.6%	0.0	NM	1.7x
Food & Allied	21,446	21,428	+17.60	+0.08%	21	382,137	5.0%	438.3	8.6%	19.8x	8.0x	BEACONPHAR	65,373	1.5%	49.1	69.7x	10.6x
IT	3,504	3,441	+62.92	+1.83%	11	45,679	0.6%	1,177.2	23.1%	33.3x	3.1x	BXPHERMA	65,222	1.4%	0.0	14.1x	1.6x
Textile	1,581	1,581	-0.44	-0.03%	58	166,595	2.2%	117.6	2.3%	42.7x	1.0x	BRACBANK	57,619	1.3%	0.0	10.9x	1.0x
Paper & Printing	11,030	11,086	-55.31	-0.50%	6	42,499	0.6%	245.3	4.8%	41.9x	2.1x	ISLAMIBANK	53,774	1.2%	1.0	11.0x	0.8x
Tannery	3,120	3,113	+6.51	+0.21%	6	32,948	0.4%	129.5	2.5%	47.7x	3.2x	DUTCHBANGL	43,554	1.0%	0.0	7.4x	1.1x
Jute	13,009	13,076	-66.42	-0.51%	3	3,182	0.0%	33.8	0.7%	NM	5.0x	TITASGAS	40,459	0.9%	0.0	13.2x	0.5x
Ceramics	698	702	-3.70	-0.53%	5	32,301	0.4%	202.1	4.0%	41.8x	1.9x	SEAPEARL	38,652	0.9%	257.9	77.7x	22.6x
Miscellaneous	4,092	4,106	-14.20	-0.35%	14	222,786	2.9%	271.6	5.3%	13.2x	1.8x	POWERGRID	37,347	0.8%	0.0	NM	0.4x
Corporate Bond**	88	88	-0.02	-0.03%	9	36,395	0.5%	3.0	0.1%	NM	NM	SUMITPOWER	36,308	0.8%	0.0	10.7x	0.9x
Treasury Bond**	96	96	+0.00	+0.00%	252	3,072,248	40.5%	0.0	0.0%	NM	NM						

Top Ten Gainers	Close Price (BDT)	Δ%	Turnover (BDT Mn)	PE	PB
SHYAMPSUG	80.6	+10.0%	4.5	NM	NM
DHAKAINS	69.6	+10.0%	94.7	21.3x	2.1x
IMAMBUTTON	91.0	+9.9%	30.6	NM	18.9x
ZEALBANGLA	140.5	+8.4%	1.2	NM	NM
RDFOOD	39.4	+5.9%	97.2	34.2x	2.5x
BDCOM	43.6	+5.8%	176.4	30.6x	2.8x
UNIONINS	42.2	+5.0%	12.3	19.8x	2x
ADNTEL	166.5	+4.8%	234.6	49.4x	5.8x
MEGHNAPET	35.0	+4.2%	3.4	NM	NM
BENGALWTL	40.8	+4.1%	73.6	77.0x	1.6x

Top Twenty Free Float Mcap	Free Float Mcap (BDT Mn)	% of Total Free Float Mcap	PE	PB
SQURPHARMA	121,685	7.2%	9.7x	1.8x
BATBC	74,086	4.4%	15.7x	6.8x
BEXIMCO	71,930	4.2%	9.0x	1.2x
RENATA	68,196	4.0%	31.1x	4.7x
BEACONPHAR	45,761	2.7%	69.7x	10.6x
BXPHERMA	45,538	2.7%	14.1x	1.6x
GP	38,700	2.3%	12.9x	8.4x
BRACBANK	30,976	1.8%	10.9x	1.0x
LHBL	26,581	1.6%	16.9x	4.2x
ISLAMIBANK	24,155	1.4%	11.0x	0.8x
SEAPEARL	20,551	1.2%	77.7x	22.6x
NBL	19,116	1.1%	NM	0.6x
PUBALIBANK	18,596	1.1%	5.5x	0.6x
OLYMPIC	17,926	1.1%	19.2x	3.1x
CITYBANK	17,615	1.0%	4.5x	0.8x
ROBI	15,714	0.9%	85.7x	2.4x
ALARABANK	14,609	0.9%	14.6x	1.1x
BSRMLTD	14,417	0.8%	NM	0.7x
PRIMEBANK	13,945	0.8%	6.6x	0.7x
UPGDCL	13,547	0.8%	15.4x	4.7x

Most Traded Share	Close Price (BDT)	Δ%	Turnover (BDT Mn)	PE	PB
GENEXIL	101.4	-0.1%	413.2	30.7x	5.5x
EHL	105.7	-0.6%	259.2	16.6x	1.4x
SEAPEARL	320.1	+2.2%	257.9	77.7x	22.6x
AAMRANET	65.3	+2.0%	246.0	20.5x	1.7x
ADNTEL	166.5	+4.8%	234.6	49.4x	5.8x
BSC	133.5	-0.1%	225.4	8.9x	1.7x
RUPALILIFE	104.9	-1.4%	198.8	NM	NM
BDCOM	43.6	+5.8%	176.4	30.6x	2.8x
GEMINISEA	479.0	-2.5%	160.2	34.1x	27.9x
SPCERAMICS	46.8	-1.7%	158.0	86.7x	1.5x

Top Ten Losers	Close Price (BDT)	Δ%	Turnover (BDT Mn)	PE	PB
NFML	13.8	-4.8%	9.2	86.1x	1.2x
PADMALIFE	43.5	-4.4%	9.5	NM	NM
PRAGATILIF	121.8	-4.3%	31.6	NM	NM
FAREASTFIN	5.9	-3.3%	0.0	NM	NM
CITYGENINS	31.8	-3.0%	17.6	14.1x	1.7x
GQBALLPEN	80.0	-3.0%	0.9	NM	0.7x
BDTHAI	13.1	-3.0%	3.7	NM	0.5x
KBPPWBIL	10.0	-2.9%	4.9	NM	0.8x
PRIMELIFE	54.9	-2.8%	1.5	NM	NM
DELTALIFE	149.7	-2.8%	86.8	NM	NM

Block Trade	Maximum Price (BDT)	Minimum Price (BDT)	No. of Trade	Quantity ('000)	Turnover (BDT Mn)
BSRMLTD	90.0	90.0	1.0	554	49.86
ADNTEL	165.0	146.0	10.0	254	39.88
AOL	36.0	33.0	5.0	1,072	35.61
BARKAPOWER	19.2	19.2	2.0	1,439	27.62
AL-HAJTEX	172.0	165.0	14.0	115	19.15
SALVOCHEM	61.8	60.1	5.0	284	17.34
BENGALWTL	39.5	39.0	6.0	375	14.80
SQURPHARMA	203.6	200.1	12.0	69	13.97
BSCCL	199.8	199.8	9.0	69	13.79
RDFOOD	37.7	34.8	5.0	365	13.55

* NBFI Sector PE calculation methodology has been modified to reflect positive earnings only.
 ** The base of the Bond Index starts at 100, starting from Jan 13, 2022
 Similarly, Treasury Bond Index starts at 100, starting from Oct 10, 2022

Block Trade	Maximum Price (BDT)	Minimum Price (BDT)	Turnover (BDT Mn)	Quantity ('000)	No. of Trade	Important DSE News
BSRMLTD	90.0	90.0	49.9	554	1	OAL The company has informed that the previous company secretary, Mr. Md. Habibullah has resigned from the job on personal grounds with effect from February 28, 2023 and Mr. Md. Shahriar has been appointed as acting company secretary for the time being.
ADNTEL	165.0	146.0	39.9	254	10	
AOL	36.0	33.0	35.6	1,072	5	
BARKAPOWER	19.2	19.2	27.6	1,439	2	
AL-HAJTEX	172.0	165.0	19.1	115	14	
SALVOCHEM	61.8	60.1	17.3	284	5	
BENGALWTL	39.5	39.0	14.8	375	6	
SQURPHARMA	203.6	200.1	14.0	69	12	
BSCCL	199.8	199.8	13.8	69	9	
RDFOOD	37.7	34.8	13.6	365	5	
BEACONPHAR	300.0	300.0	13.5	45	1	SONALIANS (Q2 Un-audited): EPS was Tk. 1.13 for October-December 2022 as against Tk. 0.83 for October-December 2021; EPS was Tk. 2.03 for July-December 2022 as against Tk. 1.27 for July-December 2021. NOCFPS was Tk. 53.37 for July-December 2022 as against Tk. 7.90 for July-December 2021. NAV per share was Tk. 230.61 as on December 31, 2022 and Tk. 228.58 as on June 30, 2022.
NHFIL	46.3	45.9	13.0	281	2	
GP	261.6	261.6	8.2	32	7	
LINDEBD	1,315.0	1,311.0	7.9	6	3	
MARICO	2,310.0	2,310.0	6.9	3	1	
FINEFOODS	66.0	66.0	6.6	100	1	
IMAMBUTTON	83.0	83.0	6.3	76	1	
INTRACO	37.4	37.3	5.3	142	2	
EGEN	43.8	40.9	4.7	114	5	
IPDC	57.6	51.9	3.3	60	4	
SEAPEARL	310.0	295.0	3.3	11	4	LHBL The company has informed that Mr. Mohammad Iqbal Chowdhury has been appointed as a Director of the Board and as the Chief Executive Officer (CEO) of the company.
ROBI	27.2	27.0	2.7	101	5	
Total			367.0		157	

Upcoming Corporate Events

DSE Ticker	Right Share	Dividend		Event	Date
		Stock	Cash		
RECKITBEN		0.0%	980%	Record Date	13-Mar-23
ROBI		0.0%	7%	Record Date	13-Mar-23
IPDC		0.0%	10%	Record Date	21-Mar-23
FUWANGFOOD		0.0%	1%	Record Date	21-Mar-23
GREENDEL		0.0%	25%	Record Date	22-Mar-23
LHBL		0.0%	15%	Record Date	27-Mar-23

PENINSULA

Ayesha Sultana, one of the Sponsor Directors of the company, has further informed that she has completed her buying of 46,000 shares of the Company at prevailing market price through Dhaka Stock Exchange Limited as per declaration disseminated on 26.01.2023.

Disclaimer: This report has been prepared by BRAC EPL Stock Brokerage Ltd and is provided for information purposes. It is not, under any circumstances, to be used or considered as an offer to sell, or a solicitation of any offer to buy. Reasonable care has been taken to ensure that the information is not untrue and misleading. BRAC EPL Stock Brokerage Ltd makes no representation or warranty as to the accuracy or completeness of such information. All opinions and estimates included in this report constitute our judgment as of this date and are subject to change without notice.