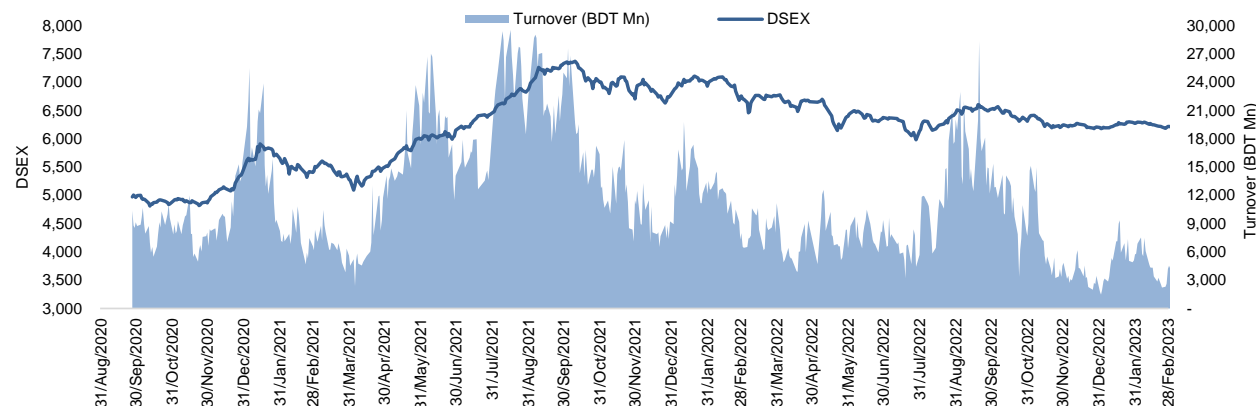


## Daily Market Update

The market closed in red today. The benchmark index DSEX (-0.40%) lost 25.19 points and closed at 6,234.99. The blue-chip index DS30 (-0.24%), the Shariah-based index DSES (-0.25%), and the large-cap index CDSET (+0.03%) closed at 2,221.55, 1,358.91, and 1,217.34 points, respectively. Most of the large-cap sectors posted negative performance today. Pharmaceutical experienced the highest loss of 0.24% followed by Fuel & Power (-0.08%), NBF1 (-0.08%), Engineering (-0.02%), Bank (0.00%), Telecommunication (0.00%), and Food & Allied (+1.61%), respectively. Block trades contributed 4.2% of the overall market turnover. Genex Infosys Limited (-4.7%) was the most traded share with a turnover of BDT 404 million.



Index	Closing	Opening	Point Δ	%Δ	YTD %Δ
DSEX	6,234.99	6,260.18	-25.19	-0.40%	+0.5%
DS30	2,221.55	2,226.97	-5.42	-0.24%	+1.2%
DSES	1,358.91	1,362.33	-3.41	-0.25%	+0.0%
CDSET	1,217.34	1,217.01	+0.33	+0.03%	+0.2%

	Advanced	Declined	Unchanged	Total
All Category	17	141	156	314
A Category (Equity)	10	94	110	214
B Category (Equity)	5	38	39	82
N Category (Equity)	0	2	2	4
Z Category (Equity)	2	7	5	14
Mutual Funds	0	2	15	17
Corporate Bonds	0	0	1	1
Treasury Bonds	0	0	0	0

\* Based on Traded Scripts

	Today	Last Day	Daily %Δ	
Mcap	Mn BDT	7,649,661	7,655,916	-0.1%
	Mn USD	71,997	72,056	
Turnover	Mn BDT	4,336	5,457	-20.5%
	Mn USD	41	51	
Volume	Mn Shares	68	85	-20.4%
	No. of Trade	103,120	114,390	-9.9%

\* Average Interbank Exchange Rate is BDT 106.25 as of Mar 09, 2023

<b>Fahim Hassan</b> Research Analyst (880) 1709636546 fahim.hassan@bracepl.com	<b>Md. Tanvir Ahmed</b> Research Associate (880) 1708805201 mtanvir.ahmed@bracepl.com
---	--

Figure: Sectorial Turnover (BDT Mn)

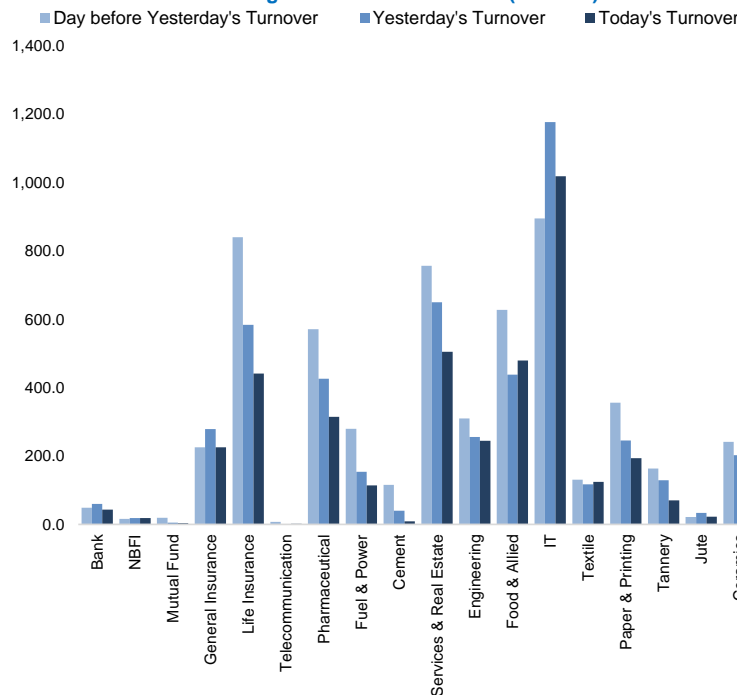
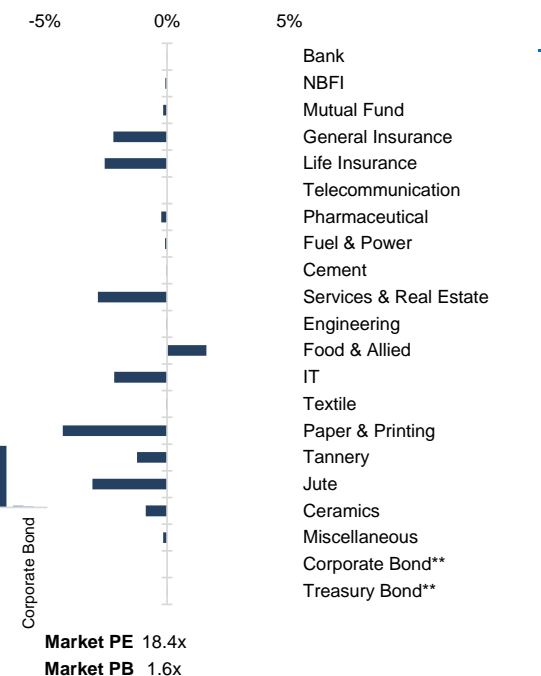


Figure: Sectorial Mcap Change



Sector Index	Closing	Opening	Points Δ	%Δ	No. of Companies	Mcap (BDT Mn)	% of Total Mcap	Turnover (BDT Mn)	% of Total Turnover	PE	PB	Top Twenty Market Cap	Mcap (BDT Mn)	% of Total Mcap	Turnover (BDT Mn)	PE	PB
Bank	1,434	1,434	-0.02	-0.00%	34	669,812	8.8%	42.9	1.0%	7.8x	0.7x	GP	386,996	8.6%	0.4	12.9x	8.4x
NBFI	1,916	1,917	-1.46	-0.08%	23	186,871	2.5%	18.3	0.4%	NM	4.4x	WALTONHIL	317,378	7.1%	0.0	40.4x	4.8x
Mutual Fund	827	828	-1.37	-0.17%	37	37,398	0.5%	3.4	0.1%	NM	0.7x	BATBC	280,098	6.2%	0.4	15.7x	6.8x
General Insurance	3,126	3,196	-69.98	-2.19%	42	91,225	1.2%	225.4	5.4%	15.3x	1.5x	SQURPHARM/	185,977	4.1%	0.7	9.7x	1.8x
Life Insurance	2,595	2,663	-67.94	-2.55%	14	72,778	1.0%	441.2	10.6%	NM	NM	ROBI	157,138	3.5%	1.1	85.7x	2.4x
Telecommunication	4,946	4,946	-	-	3	580,232	7.7%	1.5	0.0%	16.8x	4.7x	RENATA	139,689	3.1%	0.1	31.1x	4.7x
Pharmaceutical	3,712	3,721	-8.84	-0.24%	34	720,015	9.5%	315.0	7.6%	18.6x	2.4x	UPGDCL	135,475	3.0%	0.0	15.4x	4.7x
Fuel & Power	1,696	1,697	-1.41	-0.08%	23	447,342	5.9%	114.3	2.8%	17.8x	1.1x	BEXIMCO	103,571	2.3%	0.0	9.0x	1.2x
Cement	2,310	2,311	-0.60	-0.03%	7	110,952	1.5%	9.4	0.2%	57.9x	2.6x	BERGERPBL	80,303	1.8%	0.3	27.2x	6.7x
Services & Real Esta	2,271	2,337	-66.16	-2.83%	8	89,729	1.2%	505.1	12.2%	38.1x	1.2x	MARICO	76,277	1.7%	6.4	20.7x	28.6x
Engineering	4,484	4,485	-1.04	-0.02%	42	526,307	7.0%	244.9	5.9%	56.2x	2.1x	ICB	74,119	1.6%	0.0	NM	1.7x
Food & Allied	21,790	21,446	+344.24	+1.61%	21	388,271	5.1%	479.3	11.5%	20.1x	8.1x	BEACONPHAR	65,512	1.5%	32.5	69.9x	10.6x
IT	3,428	3,504	-75.55	-2.16%	11	44,694	0.6%	1,018.8	24.5%	32.6x	3.1x	BXPHERMA	65,222	1.5%	5.3	14.1x	1.6x
Textile	1,580	1,581	-0.34	-0.02%	58	166,559	2.2%	124.2	3.0%	42.7x	1.0x	BRACBANK	57,619	1.3%	0.0	10.9x	1.0x
Paper & Printing	10,560	11,030	-470.20	-4.26%	6	40,687	0.5%	193.8	4.7%	40.2x	2.0x	ISLAMIBANK	54,096	1.2%	6.1	11.0x	0.8x
Tannery	3,081	3,120	-38.30	-1.23%	6	32,543	0.4%	70.2	1.7%	47.1x	3.1x	DUTCHBANGL	43,554	1.0%	0.0	7.4x	1.1x
Jute	12,612	13,009	-397.55	-3.06%	3	3,085	0.0%	22.3	0.5%	NM	4.8x	UNILEVERCL	41,243	0.9%	106.3	56.5x	24.5x
Ceramics	692	698	-6.09	-0.87%	5	32,019	0.4%	144.7	3.5%	41.5x	1.9x	TITASAGS	40,459	0.9%	0.0	13.2x	0.5x
Miscellaneous	4,085	4,092	-6.37	-0.16%	14	222,440	2.9%	180.6	4.3%	13.2x	1.8x	SEAPEARL	37,650	0.8%	227.2	75.7x	22.0x
Corporate Bond**	88	88	-	-	9	36,395	0.5%	0.0	0.0%	NM	NM	POWERGRID	37,347	0.8%	0.0	NM	0.4x
Treasury Bond**	96	96	+0.02	+0.02%	252	3,072,747	40.6%	0.0	0.0%	NM	NM						

Top Ten Gainers	Close Price (BDT)	Δ%	Turnover (BDT Mn)	PE	PB	Top Twenty Free Float Mcap	Free Float Mcap (BDT Mn)	% of Total Free Float Mcap	PE	PB	Most Traded Share	Close Price (BDT)	Δ%	Turnover (BDT Mn)	PE	PB
UNILEVERCL	3,423.7	+20.2%	106.3	56.5x	24.5x	SQURPHARMA	121,685	7.2%	9.7x	1.8x	GENEXIL	96.6	-4.7%	403.5	29.2x	5.2x
MONNOAGML	1,005.3	+4.4%	37.5	NM	5.8x	BATBC	74,086	4.4%	15.7x	6.8x	SEAPEARL	311.8	-2.6%	227.2	75.7x	22.0x
RENWICKJA	781.9	+4.2%	7.7	NM	NM	BEXIMCO	71,930	4.3%	9.0x	1.2x	EHL	99.2	-6.1%	211.3	15.6x	1.3x
SHYAMPUSUG	82.6	+2.5%	2.6	NM	NM	RENATA	68,196	4.0%	31.1x	4.7x	RUPALILIFE	101.2	-3.5%	194.6	NM	NM
AL-HAJTEX	177.6	+2.2%	67.8	NM	18.8x	BEACONPHAR	45,858	2.7%	69.9x	10.6x	BDCOM	43.8	+0.5%	184.9	30.8x	2.8x
FINEFOODS	66.7	+2.1%	23.9	NM	6.3x	BXPHERMA	45,538	2.7%	14.1x	1.6x	BSC	129.1	-3.3%	157.7	8.6x	1.6x
UNIONINS	43.1	+2.1%	50.3	20.3x	3x	GP	38,700	2.3%	12.9x	8.4x	AAMRANET	62.4	-4.4%	144.7	19.6x	1.6x
OIMEX	16.8	+1.2%	13.8	NM	1.5x	BRACBANK	30,976	1.8%	10.9x	1.0x	ADNTEL	164.1	-1.4%	140.8	48.7x	5.7x
ITC	36.8	+1.1%	113.1	17.4x	2.1x	LHBL	26,581	1.6%	16.9x	4.2x	GEMINISEA	465.6	-2.8%	132.5	33.2x	27.1x
RANFOUNDRY	156.3	+0.9%	2.0	41.6x	5.1x	ISLAMIBANK	24,300	1.4%	11.0x	0.8x	BPML	80.2	-4.5%	117.0	22.1x	1.1x

Top Ten Losers	Close Price (BDT)	Δ%	Turnover (BDT Mn)	PE	PB	Block Trade	Maximum Price (BDT)	Minimum Price (BDT)	No. of Trade	Quantity ('000)	Turnover (BDT Mn)
LEGACYFOOT	45.9	-8.0%	2.9	NM	5.1x	AL-HAJTEX	172.9	163.5	19.0	127	21.72
PRAGATILIF	113.0	-7.2%	15.1	NM	NM	ANWARGALV	231.9	198.0	4.0	100	21.48
DOMINAGE	16.7	-6.7%	95.1	30.4x	1.0x	BDFINANCE	43.8	42.8	5.0	422	18.36
EHL	99.2	-6.1%	211.3	15.6x	1.3x	AOL	33.0	33.0	2.0	490	16.17
CAPMIBLMF	10.2	-5.6%	2.6	NM	1.1x	SQURPHARMA	203.5	199.3	11.0	47	9.57
BGIC	61.3	-5.0%	1.7	38.3x	3.1x	ADNTEL	162.3	151.0	4.0	58	9.05
JHRML	77.5	-4.9%	45.3	23.0x	2.4x	NATLIFEINS	179.0	179.0	1.0	50	8.95
FAREASTLIF	75.6	-4.9%	46.0	NM	NM	ACMELAB	89.0	83.0	2.0	83	7.35
GENEXIL	96.6	-4.7%	403.5	29.2x	5.2x	RUPALILIFE	107.0	102.0	2.0	55	5.64
HAKKANIPUL	48.9	-4.7%	3.2	NM	2.2x	SEAPEARL	320.0	320.0	2.0	16	5.15

\* NBFI Sector PE calculation methodology has been modified to reflect positive earnings only.  
 \*\* The base of the Bond Index starts at 100, starting from Jan 13, 2022  
 Similarly, Treasury Bond Index starts at 100, starting from Oct 10, 2022

Block Trade	Maximum Price (BDT)	Minimum Price (BDT)	Turnover (BDT Mn)	Quantity ('000)	No. of Trade
AL-HAJTEX	172.9	163.5	21.7	127	19
ANWARGALV	231.9	198.0	21.5	100	4
BDFINANCE	43.8	42.8	18.4	422	5
AOL	33.0	33.0	16.2	490	2
SQURPHARMA	203.5	199.3	9.6	47	11
ADNTEL	162.3	151.0	9.0	58	4
NATLIFEINS	179.0	179.0	9.0	50	1
ACMELAB	89.0	83.0	7.4	83	2
RUPALILIFE	107.0	102.0	5.6	55	2
SEAPEARL	320.0	320.0	5.2	16	2
SUMITPOWER	33.1	33.1	5.0	150	1
FINEFOODS	62.0	60.0	4.9	80	2
EGEN	42.7	40.7	3.9	95	5
GP	283.9	261.6	3.5	13	4
RENATA	1,143.0	1,141.8	3.4	3	5
BSCCL	200.0	199.8	3.3	16	3
LINDEBD	1,375.0	1,315.0	3.0	2	4
BXPHARMA	140.5	140.5	2.8	20	1
SONALILIFE	66.0	66.0	2.6	40	1
LHBL	64.7	62.6	2.6	40	4
ROBI	27.0	27.0	2.4	90	4
PTL	69.3	69.3	1.7	25	3
<b>Total</b>			<b>180.7</b>		<b>117</b>

**Important DSE News**
**UNILEVERCL**

The Board of Directors has recommended 240% Cash and 60% Stock Dividend for the year ended December 31, 2022. Date of AGM: 16.05.2023, Time: 11:00 AM, Venue: Digital Platform, through link: <https://unilevercl.bdvirtualagm.com>. Record date: 03.04.2023. The Company has also reported EPS of Tk. 60.64, NAV per share of Tk. 139.60 and NOCFPS of Tk. 30.11 for the year ended December 31, 2022 as against Tk. 43.80, Tk. 122.88 and Tk. 51.65 respectively for the same period of the previous year.

**GENEXIL**

Chowdhury Fazle Imam, one of the Directors of the company, has expressed his intention to transfer 28,00,000 shares out of his holdings 1,19,84,704 shares of the company to his brother Chowdhury Fazle Alam (General Shareholder of the company), by way of gift outside the trading system of the Exchange within next 30 working days from the date of issuance of approval letter by DSE.

**CBLPBOND**

The City Bank Perpetual Bond will be placed in 'A' category from existing 'N' category with effect from March 13, 2023 as the issuer of the bond has reported disbursement of profit for the Period March 01, 2022 to February 28, 2023.

**Upcoming Corporate Events**

DSE Ticker	Right Share	Dividend		Event	Date
		Stock	Cash		
RECKITTBN		0.0%	980%	Record Date	13-Mar-23
ROBI		0.0%	7%	Record Date	13-Mar-23
IPDC		0.0%	10%	Record Date	21-Mar-23
FUWANGFOOD		0.0%	1%	Record Date	21-Mar-23
GREENDEL		0.0%	25%	Record Date	22-Mar-23
LHBL		0.0%	15%	Record Date	27-Mar-23
UNILEVERCL		60.0%	240%	Record Date	3-Apr-23

**Disclaimer:** This report has been prepared by BRAC EPL Stock Brokerage Ltd and is provided for information purposes. It is not, under any circumstances, to be used or considered as an offer to sell, or a solicitation of any offer to buy. Reasonable care has been taken to ensure that the information is not untrue and misleading. BRAC EPL Stock Brokerage Ltd makes no representation or warranty as to the accuracy or completeness of such information. All opinions and estimates included in this report constitute our judgment as of this date and are subject to change without notice.