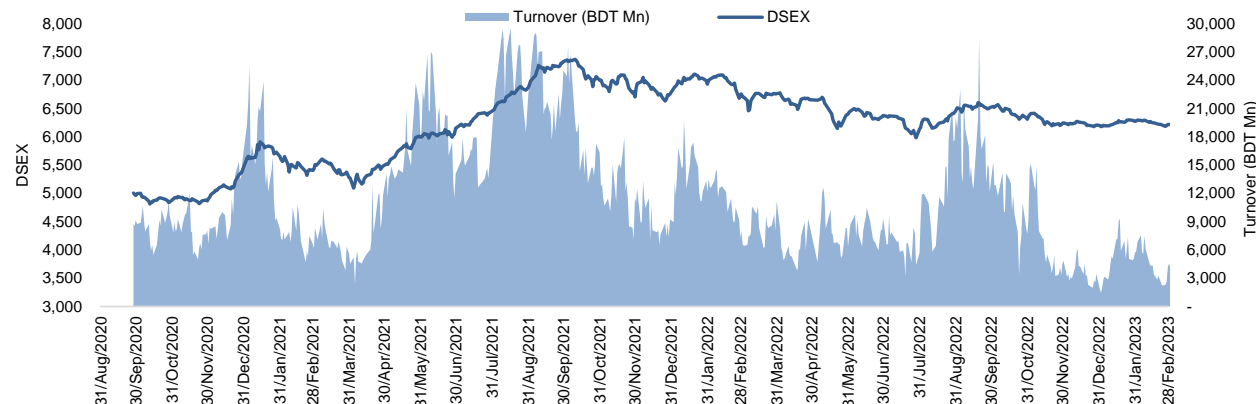


Daily Market Update

The market closed in green today. The benchmark index DSEX (+0.14%) gained 8.59 points and closed at 6,243.57. The blue-chip index DS30 (+0.09%), the Shariah-based index DSES (+0.07%), and the large-cap index CDSET (-0.01%) closed at 2,223.49, 1,359.86, and 1,217.20 points, respectively. Most of the large-cap sectors posted negative performance today. Food & Allied experienced the highest loss of 0.34% followed by Bank (-0.07%), Fuel & Power (-0.05%), Pharmaceutical (-0.02%), Engineering (0.00%), Telecommunication (0.00%), and NBF1 (+0.08%), respectively. Block trades contributed 12.7% of the overall market turnover. Rupali Life Insurance Company Limited (+9.8%) was the most traded share with a turnover of BDT 277 million.



Index	Closing	Opening	Point Δ	%Δ	YTD %Δ
DSEX	6,243.57	6,234.99	+8.59	+0.14%	+0.6%
DS30	2,223.49	2,221.55	+1.95	+0.09%	+1.3%
DSES	1,359.86	1,358.91	+0.95	+0.07%	+0.1%
CDSET	1,217.20	1,217.34	-0.14	-0.01%	+0.2%

	Advanced	Declined	Unchanged	Total
All Category	95	40	201	336
A Category (Equity)	72	22	133	227
B Category (Equity)	15	14	60	89
N Category (Equity)	2	0	1	3
Z Category (Equity)	6	4	7	17
Mutual Funds	0	1	17	18
Corporate Bonds	0	1	1	2
Treasury Bonds	0	0	0	0

* Based on Traded Scrips

	Today	Last Day	Daily %Δ	
Mcap	Mn BDT	7,636,215	7,649,661	-0.2%
	Mn USD	71,534	71,660	
Turnover	Mn BDT	4,517	4,336	+4.2%
	Mn USD	42	41	
Volume	Mn Shares	71	68	+5.4%
	No. of Trade	94,704	103,120	-8.2%

* Average Interbank Exchange Rate is BDT 106.75 as of Mar 12, 2023

Fahim Hassan Research Analyst (880) 1709636546 fahim.hassan@bracepl.com	Md. Tanvir Ahmed Research Associate (880) 1708805201 mtanvir.ahmed@bracepl.com
---	--

Figure: Sectorial Turnover (BDT Mn)

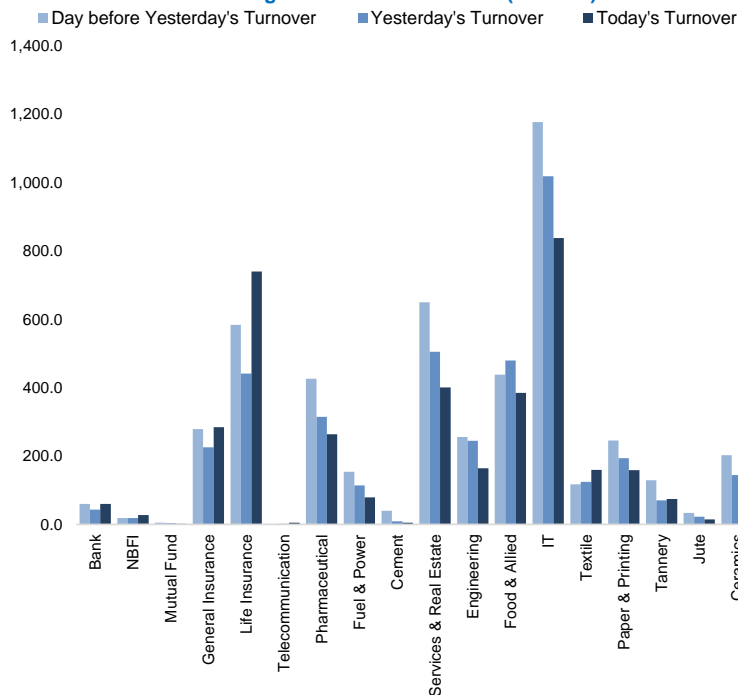
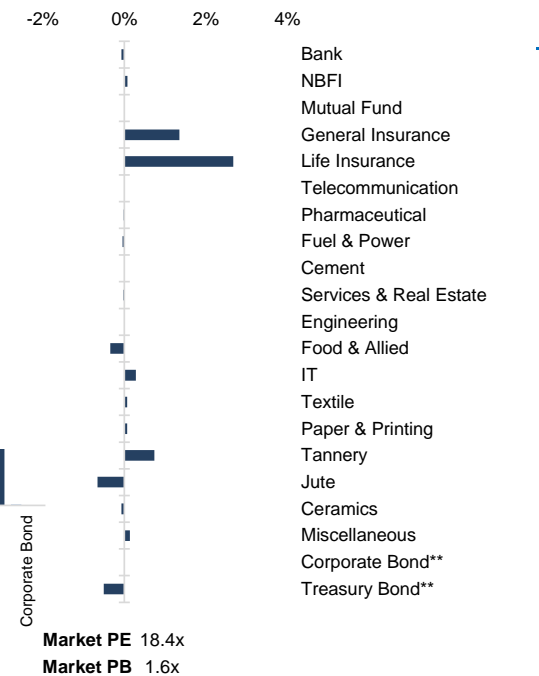


Figure: Sectorial Mcap Change



Sector Index	Closing	Opening	Points Δ	%Δ	No. of Companies	Mcap (BDT Mn)	% of Total Mcap	Turnover (BDT Mn)	% of Total Turnover	PE	PB	Top Twenty Market Cap	Mcap (BDT Mn)	% of Total Mcap	Turnover (BDT Mn)	PE	PB
Bank	1,433	1,434	-0.99	-0.07%	34	669,348	8.9%	59.9	1.5%	7.8x	0.7x	GP	386,996	8.6%	0.2	12.9x	8.4x
NBFI	1,917	1,916	+1.48	+0.08%	23	187,015	2.5%	27.3	0.7%	NM	4.4x	WALTONHIL	317,378	7.1%	0.0	40.4x	4.8x
Mutual Fund	827	827	-	-	37	37,398	0.5%	1.8	0.0%	NM	0.7x	BATBC	280,098	6.2%	0.7	15.7x	6.8x
General Insurance	3,168	3,126	+42.24	+1.35%	42	92,458	1.2%	284.6	7.2%	15.5x	1.5x	SQURPHARM/	185,977	4.1%	1.3	9.7x	1.8x
Life Insurance	2,664	2,595	+69.38	+2.67%	14	74,723	1.0%	739.7	18.8%	NM	NM	ROBI	157,138	3.5%	0.0	85.7x	2.4x
Telecommunication	4,946	4,946	-	-	3	580,232	7.7%	4.9	0.1%	16.8x	4.7x	RENATA	139,689	3.1%	0.2	31.1x	4.7x
Pharmaceutical	3,711	3,712	-0.59	-0.02%	34	719,902	9.5%	264.1	6.7%	18.6x	2.4x	UPGDCL	135,475	3.0%	0.0	15.4x	4.7x
Fuel & Power	1,695	1,696	-0.78	-0.05%	23	447,137	5.9%	78.9	2.0%	17.9x	1.1x	BEXIMCO	103,571	2.3%	0.0	9.0x	1.2x
Cement	2,310	2,310	+0.19	+0.01%	7	110,961	1.5%	5.1	0.1%	57.9x	2.6x	BERGERPBL	80,387	1.8%	1.7	27.2x	6.7x
Services & Real Esta	2,271	2,271	-0.47	-0.02%	8	89,711	1.2%	401.1	10.2%	38.1x	1.2x	MARICO	76,277	1.7%	4.6	20.7x	28.6x
Engineering	4,484	4,484	-0.12	-0.00%	42	526,293	7.0%	164.5	4.2%	56.2x	2.1x	ICB	74,119	1.6%	0.0	NM	1.7x
Food & Allied	21,716	21,790	-74.59	-0.34%	21	386,942	5.1%	385.0	9.8%	20.0x	8.1x	BEACONPHAR	65,512	1.5%	50.8	69.9x	10.6x
IT	3,438	3,428	+9.65	+0.28%	11	44,820	0.6%	837.6	21.2%	32.7x	3.1x	BXPBARMA	65,222	1.5%	1.7	14.1x	1.6x
Textile	1,581	1,580	+1.06	+0.07%	58	166,670	2.2%	159.5	4.0%	42.8x	1.0x	BRACBANK	57,619	1.3%	0.1	10.9x	1.0x
Paper & Printing	10,567	10,560	+7.12	+0.07%	6	40,714	0.5%	158.8	4.0%	40.2x	2.0x	ISLAMIBANK	53,774	1.2%	12.7	11.0x	0.8x
Tannery	3,104	3,081	+22.65	+0.73%	6	32,782	0.4%	74.5	1.9%	47.5x	3.1x	DUTCHBANGL	43,554	1.0%	0.1	7.4x	1.1x
Jute	12,529	12,612	-82.92	-0.66%	3	3,065	0.0%	14.8	0.4%	NM	4.8x	TITASGAS	40,459	0.9%	0.0	13.2x	0.5x
Ceramics	692	692	-0.47	-0.07%	5	31,997	0.4%	116.2	2.9%	41.4x	1.9x	UNILEVERCL	39,182	0.9%	30.9	53.6x	23.3x
Miscellaneous	4,091	4,085	+5.72	+0.14%	14	222,751	2.9%	164.9	4.2%	13.2x	1.8x	SEAPEARL	37,626	0.8%	161.5	75.6x	22.0x
Corporate Bond**	88	88	-	-	9	36,395	0.5%	0.1	0.0%	NM	NM	POWERGRID	37,347	0.8%	0.0	NM	0.4x
Treasury Bond**	96	96	-0.48	-0.50%	252	3,057,325	40.4%	0.0	0.0%	NM	NM						

Top Ten Gainers	Close Price (BDT)	Δ%	Turnover (BDT Mn)	PE	PB
SHYAMPSUG	90.8	+9.9%	5.2	NM	NM
RUPALILIFE	111.1	+9.8%	277.5	NM	NM
CITYGENINS	34.8	+9.8%	62.2	15.5x	1.9x
UNIONCAP	8.0	+9.6%	8.5	NM	NM
MEGHNAPEP	36.2	+6.8%	9.1	NM	NM
BDWELDING	27.5	+6.2%	5.5	NM	2.4x
POPULARLIF	73.9	+5.9%	32.3	NM	NM
BDCOM	46.3	+5.7%	237.7	32.5x	3.0x
NFML	13.9	+5.3%	8.5	86.7x	1.2x
MEGHNALIFE	92.2	+5.1%	161.5	NM	NM

Top Twenty Free Float Mcap	Free Float Mcap (BDT Mn)	% of Total Free Float Mcap	PE	PB
SQURPHARMA	121,685	7.2%	9.7x	1.8x
BATBC	74,086	4.4%	15.7x	6.8x
BEXIMCO	71,930	4.3%	9.0x	1.2x
RENATA	68,196	4.0%	31.1x	4.7x
BEACONPHAR	45,858	2.7%	69.9x	10.6x
BXPBARMA	45,538	2.7%	14.1x	1.6x
GP	38,700	2.3%	12.9x	8.4x
BRACBANK	30,976	1.8%	10.9x	1.0x
LHBL	26,581	1.6%	16.9x	4.2x
ISLAMIBANK	24,155	1.4%	11.0x	0.8x
SEAPEARL	20,006	1.2%	75.6x	22.0x
NBL	19,116	1.1%	NM	0.6x
PUBALIBANK	18,525	1.1%	5.5x	0.6x
OLYMPIC	18,035	1.1%	19.3x	3.1x
CITYBANK	17,615	1.0%	4.5x	0.8x
ROBI	15,714	0.9%	85.7x	2.4x
ALARABANK	14,609	0.9%	14.6x	1.1x
BSRMLTD	14,417	0.9%	NM	0.7x
PRIMEBANK	13,876	0.8%	6.5x	0.7x
UPGDCL	13,547	0.8%	15.4x	4.7x

Most Traded Share	Close Price (BDT)	Δ%	Turnover (BDT Mn)	PE	PB
RUPALILIFE	111.1	+9.8%	277.5	NM	NM
BDCOM	46.3	+5.7%	237.7	32.5x	3.0x
GENEXIL	97.5	+0.9%	213.3	29.5x	5.3x
ADNTEL	161.5	-1.6%	176.1	47.9x	5.6x
SEAPEARL	311.6	-0.1%	161.5	75.6x	22.0x
MEGHNALIFE	92.2	+5.1%	161.5	NM	NM
EHL	97.6	-1.6%	154.5	15.3x	1.3x
AAMRANET	62.9	+0.8%	147.0	19.7x	1.7x
BSC	130.0	+0.7%	143.6	8.7x	1.6x
AL-HAJTEX	183.0	+3.0%	104.1	NM	19.3x

Top Ten Losers	Close Price (BDT)	Δ%	Turnover (BDT Mn)	PE	PB
UNILEVERCL	3,252.6	-5.0%	30.9	53.6x	23.3x
MONOSPOOL	259.2	-3.1%	21.6	34.7x	6x
APEXFOODS	250.1	-2.6%	19.1	32.9x	2.0x
JUTESPINN	252.0	-2.1%	0.6	NM	NM
ANLIMAYARN	32.7	-2.1%	2.9	NM	3.1x
IMAMBUTTON	87.3	-1.8%	12.8	NM	18.1x
YPL	16.4	-1.8%	5.7	NM	2.9x
BGIC	60.2	-1.8%	1.4	37.6x	3.0x
EHL	97.6	-1.6%	154.5	15.3x	1.3x
ADNTEL	161.5	-1.6%	176.1	47.9x	5.6x

Block Trade	Maximum Price (BDT)	Minimum Price (BDT)	No. of Trade	Quantity ('000)	Turnover (BDT Mn)
BDCOM	47.9	47.9	2.0	2,193	105.03
IPDC	52.8	52.7	2.0	1,500	79.21
AL-HAJTEX	186.0	170.0	37.0	317	54.57
SQURPHARMA	204.0	199.8	16.0	165	33.08
BEXIMCO	126.9	104.3	3.0	269	29.63
BEACONPHAR	308.1	305.0	2.0	88	26.76
BDFINANCE	44.1	44.1	1.0	550	24.26
RUPALILIFE	107.5	101.0	5.0	225	23.59
FORTUNE	70.5	68.5	4.0	339	23.54
TOSRIFA	18.1	18.1	1.0	1,220	22.07

* NBFI Sector PE calculation methodology has been modified to reflect positive earnings only.
 ** The base of the Bond Index starts at 100, starting from Jan 13, 2022
 Similarly, Treasury Bond Index starts at 100, starting from Oct 10, 2022

Block Trade	Maximum Price (BDT)	Minimum Price (BDT)	Turnover (BDT Mn)	Quantity ('000)	No. of Trade
BDCOM	47.9	47.9	105.0	2,193	2
IPDC	52.8	52.7	79.2	1,500	2
AL-HAJTEX	186.0	170.0	54.6	317	37
SQURPHARMA	204.0	199.8	33.1	165	16
BEXIMCO	126.9	104.3	29.6	269	3
BEACONPHAR	308.1	305.0	26.8	88	2
BDFINANCE	44.1	44.1	24.3	550	1
RUPALILIFE	107.5	101.0	23.6	225	5
FORTUNE	70.5	68.5	23.5	339	4
TOSRIFA	18.1	18.1	22.1	1,220	1
BSC	131.5	131.5	18.1	138	3
MEGHNALIFE	91.0	79.2	15.3	179	4
BSCCL	210.0	199.8	14.7	73	15
RENATA	1,230.2	1,141.8	9.5	8	6
SEAPEARL	315.0	295.0	7.9	26	6
GP	261.6	261.6	6.5	25	4
EHL	108.3	107.0	6.4	59	2
APSCLBOND	5,500.0	5,500.0	6.3	1	1
METROSPIN	42.4	42.4	6.0	142	1
AOL	35.0	35.0	5.3	150	2
ANWARGALV	213.3	213.3	4.3	20	1
LHBL	64.0	63.5	3.7	59	6
Total			573.8		179

Important DSE News
LINDEBD

The Board of Directors has recommended 420% cash dividend for the year ended December 31, 2022. Date of AGM: 11.05.2023, Time: 11:00 AM, Venue: Digital Platform; Record Date: 02.04.2023. The Company has also reported EPS of Tk. 58.04, NAV per share of Tk. 397.44 and NOCFPS of Tk. 37.32 for the year ended December 31, 2022 as against Tk. 80.55, Tk. 395.55 and Tk. 80.34 respectively for the same period of the previous year.

The Board of Directors of the company has resolved to restructure and reorganize its gas and hard goods business through a Scheme of Demerger and approved a draft Scheme to be presented to the Hon'ble High Court Division of the Supreme Court of Bangladesh under section 228 read with 229 of the Companies Act, 1994 subject to approval of the same by the shareholders in an EGM under the supervision of the court and the relevant regulatory authority. The company expects that once the Scheme is approved by the High Court Division, the hard goods business will be hived down to a wholly owned subsidiary and will bring much needed diversity in the product range.

The Company has informed that Mr. Bibhabasu Sengupta has been appointed as Managing Director of the company with effect from April 01, 2023. Tenure of Mr. Sujeet Kumar Pai, Managing Director of the company will expire on March 31, 2023. The Company has informed that Mr. Suvendu Chowdhury, Associate Director-SSC, South Asia has been appointed as Chief Financial Officer of the company with effect from March 12, 2023. Tenure of Mr. Md. Anisuzzaman, Chief Financial Officer of the company has expired on November 30, 2022.

BXPHERMA

IFIC Securities Limited, one of the Corporate Directors of the Company, has expressed its intention to sell 1,70,00,000 shares (in the Block Market) whereas Absolute Construction & Engineering Ltd., another Corporate Director of the company, has expressed its intention to buy 1,70,00,000 shares (in the Block Market) at prevailing market price through Dhaka Stock Exchange within next 30 working days.

PAPERPROC

The company has informed that the Board of Directors of the company approved the scheme of amalgamation of Magura Paper Mills Ltd. (Transferor Company) with Paper Processing and Packaging Ltd. (Transferee Company) and Paper Processing and Packaging Ltd. shall be the surviving entity.

Upcoming Corporate Events

DSE Ticker	Right Share	Dividend		Event	Date
		Stock	Cash		
IPDC		0.0%	10%	Record Date	21-Mar-23
FUWANGFOOD		0.0%	1%	Record Date	21-Mar-23
GRENDEL T		0.0%	25%	Record Date	22-Mar-23
LHBL		0.0%	15%	Record Date	27-Mar-23
UNILEVERCL		60.0%	240%	Record Date	3-Apr-23
TOSRIFA		2.0%	0%	Record Date	to be notified later
LINDEBD		0.0%	420%	Record Date	2-Apr-23

Disclaimer: This report has been prepared by BRAC EPL Stock Brokerage Ltd and is provided for information purposes. It is not, under any circumstances, to be used or considered as an offer to sell, or a solicitation of any offer to buy. Reasonable care has been taken to ensure that the information is not untrue and misleading. BRAC EPL Stock Brokerage Ltd makes no representation or warranty as to the accuracy or completeness of such information. All opinions and estimates included in this report constitute our judgment as of this date and are subject to change without notice.