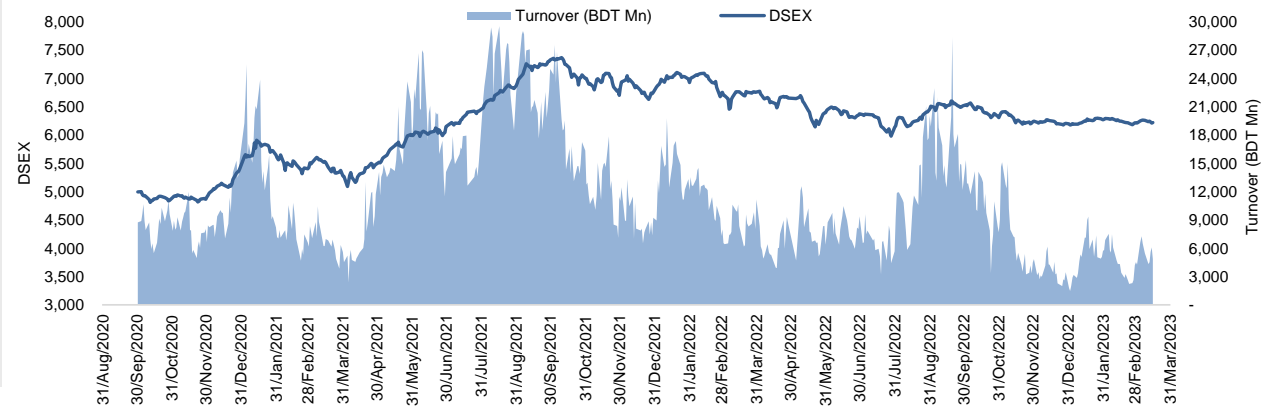


## Daily Market Update

The market closed in green today. The benchmark index DSEX (+0.11%) gained 6.87 points and closed at 6,220.24. The blue-chip index DS30 (+0.16%), the Shariah-based index DSES (+0.23%), and the large-cap index CDSET (+0.10%) closed at 2,218.76, 1,356.85, and 1,216.66 points, respectively. Large-cap sectors posted mixed performance today. Pharmaceutical booked the highest gain of 0.23% followed by Fuel & Power (+0.11%), NBF1 (0.00%). Food & Allied experienced the highest loss of 0.46% followed by Bank (-0.01%), Engineering (-0.01%). Block trades contributed 31.3% of the overall market turnover. Rupali Life Insurance Company Limited (-3.9%) was the most traded share with a turnover of BDT 309 million.



Index	Closing	Opening	Point Δ	%Δ	YTD %Δ
DSEX	6,220.24	6,213.37	+6.87	+0.11%	+0.2%
DS30	2,218.76	2,215.18	+3.58	+0.16%	+1.1%
DSES	1,356.85	1,353.72	+3.12	+0.23%	-0.1%
CDSET	1,216.66	1,215.49	+1.17	+0.10%	+0.2%

	Advanced	Declined	Unchanged	Total
All Category	51	59	208	318
A Category (Equity)	39	37	142	218
B Category (Equity)	12	13	60	85
N Category (Equity)	0	2	2	4
Z Category (Equity)	0	7	4	11
Mutual Funds	0	1	18	19
Corporate Bonds	0	0	2	2
Treasury Bonds	0	0	0	0

\* Based on Traded Scrips

	Today	Last Day	Daily %Δ	
Mcap	Mn BDT	7,618,947	7,616,846	+0.0%
	Mn USD	71,718	71,698	
Turnover	Mn BDT	4,840	6,072	-20.3%
	Mn USD	46	57	
Volume	Mn Shares	64	84	-24.6%
	No. of Trade	78,958	109,407	-27.8%

\* Average Interbank Exchange Rate is BDT 106.24 as of Mar 15, 2023

<b>Fahim Hassan</b> Research Analyst (880) 1709636546 fahim.hassan@bracepl.com	<b>Md. Tanvir Ahmed</b> Research Associate (880) 1708805201 mtanvir.ahmed@bracepl.com
---	--

Figure: Sectorial Turnover (BDT Mn)

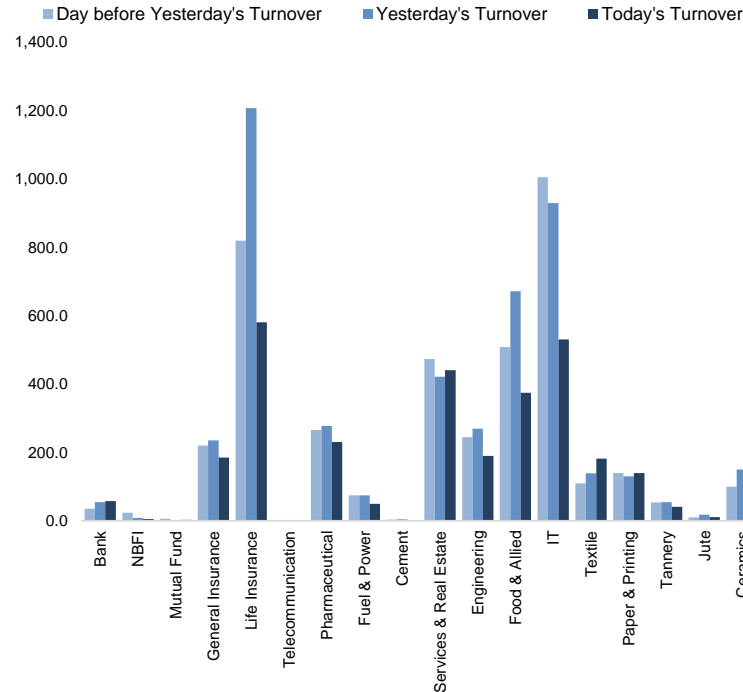
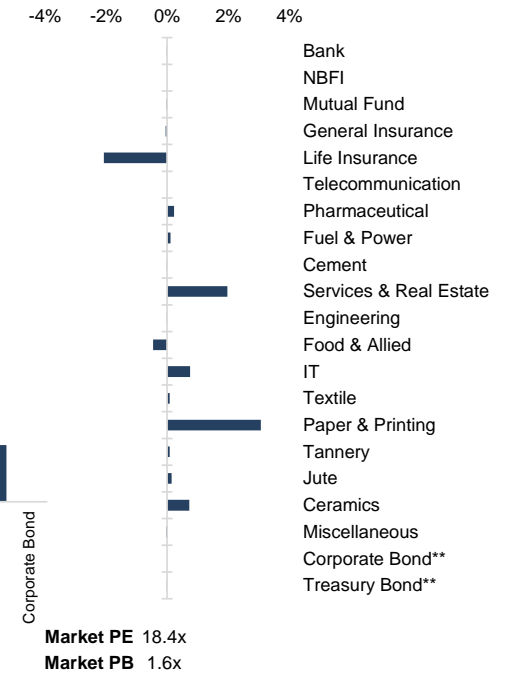


Figure: Sectorial Mcap Change



Market PE 18.4x

Market PB 1.6x

Sector Index	Closing	Opening	Points Δ	%Δ	No. of Companies	Mcap (BDT Mn)	% of Total Mcap	Turnover (BDT Mn)	% of Total Turnover	PE	PB	Top Twenty Market Cap	Mcap (BDT Mn)	% of Total Mcap	Turnover (BDT Mn)	PE	PB
Bank	1,433	1,433	-0.18	-0.01%	34	669,213	8.9%	57.7	1.7%	7.8x	0.7x	GP	386,996	8.6%	0.2	12.9x	8.4x
NBFI	1,917	1,917	-	-	23	187,009	2.5%	5.0	0.2%	NM	4.4x	WALTONHIL	317,378	7.1%	0.0	40.4x	4.8x
Mutual Fund	827	827	-0.15	-0.02%	37	37,391	0.5%	2.3	0.1%	NM	0.7x	BATBC	280,098	6.2%	0.2	15.7x	6.8x
General Insurance	3,084	3,086	-1.48	-0.05%	42	90,011	1.2%	185.0	5.6%	15.2x	1.5x	SQURPHARM/	185,977	4.1%	0.4	9.7x	1.8x
Life Insurance	2,574	2,629	-54.38	-2.07%	14	72,198	1.0%	580.4	17.5%	NM	NM	ROBI	157,138	3.5%	0.1	85.7x	2.4x
Telecommunication	4,946	4,946	-	-	3	580,232	7.7%	0.4	0.0%	16.8x	4.7x	RENATA	139,689	3.1%	0.1	31.1x	4.7x
Pharmaceutical	3,699	3,690	+8.55	+0.23%	34	717,516	9.5%	230.7	6.9%	18.5x	2.4x	UPGDCL	135,475	3.0%	0.0	15.4x	4.7x
Fuel & Power	1,694	1,692	+1.93	+0.11%	23	446,763	5.9%	49.8	1.5%	17.9x	1.1x	BEXIMCO	103,571	2.3%	0.0	9.0x	1.2x
Cement	2,309	2,309	-0.06	-0.00%	7	110,901	1.5%	0.6	0.0%	57.9x	2.6x	BERGERPBL	79,937	1.8%	1.7	27.1x	6.7x
Services & Real Esta	2,249	2,206	+43.42	+1.97%	8	88,871	1.2%	440.8	13.3%	37.8x	1.2x	MARICO	76,277	1.7%	1.1	20.7x	28.6x
Engineering	4,481	4,481	-0.36	-0.01%	42	525,869	7.0%	189.4	5.7%	56.2x	2.1x	ICB	74,119	1.7%	0.0	NM	1.7x
Food & Allied	21,623	21,723	-99.52	-0.46%	21	385,292	5.1%	374.6	11.3%	20.0x	8.0x	BXPHERMA	65,222	1.5%	0.5	14.1x	1.6x
IT	3,377	3,352	+25.38	+0.76%	11	44,032	0.6%	530.5	16.0%	32.1x	3.0x	BEACONPHAR	64,380	1.4%	29.5	68.6x	10.4x
Textile	1,581	1,580	+1.35	+0.09%	58	166,609	2.2%	182.0	5.5%	42.7x	1.0x	BRACBANK	57,619	1.3%	0.0	10.9x	1.0x
Paper & Printing	10,614	10,298	+315.83	+3.07%	6	40,895	0.5%	139.5	4.2%	40.4x	2.1x	ISLAMIBANK	53,774	1.2%	2.8	11.0x	0.8x
Tannery	3,070	3,068	+2.65	+0.09%	6	32,429	0.4%	41.0	1.2%	47.0x	3.1x	DUTCHBANGL	43,554	1.0%	0.1	7.4x	1.1x
Jute	12,279	12,261	+18.30	+0.15%	3	3,004	0.0%	11.0	0.3%	NM	4.7x	TITASGAS	40,459	0.9%	0.0	13.2x	0.5x
Ceramics	688	683	+4.96	+0.72%	5	31,840	0.4%	138.8	4.2%	41.2x	1.9x	POWERGRID	37,347	0.8%	0.0	NM	0.4x
Miscellaneous	4,075	4,076	-1.08	-0.03%	14	221,860	2.9%	165.8	5.0%	13.1x	1.8x	SEAPEARL	37,215	0.8%	295.8	74.8x	21.8x
Corporate Bond**	88	88	-	-	9	36,405	0.5%	0.0	0.0%	NM	NM	SUMITPOWER	36,308	0.8%	0.1	10.7x	0.9x
Treasury Bond**	96	96	-0.00	-0.00%	252	3,053,197	40.5%	0.0	0.0%	NM	NM						

Top Ten Gainers	Close Price (BDT)	Δ%	Turnover (BDT Mn)	PE	PB	Top Twenty Free Float Mcap	Free Float Mcap (BDT Mn)	% of Total Free Float Mcap	PE	PB	Most Traded Share	Close Price (BDT)	Δ%	Turnover (BDT Mn)	PE	PB
MONNOAGML	931.2	+5.3%	25.0	NM	5.3x	SQURPHARMA	121,685	7.2%	9.7x	1.8x	RUPALILIFE	106.1	-3.9%	309.2	NM	NM
SONALIPAPR	662.2	+4.9%	79.9	70.8x	3.9x	BATBC	74,086	4.4%	15.7x	6.8x	SEAPEARL	308.2	+4.3%	295.8	74.8x	21.8x
CITYGENINS	34.7	+4.5%	51.9	15.4x	1.9x	BEXIMCO	71,930	4.3%	9.0x	1.2x	OLYMPIC	158.2	-1.4%	201.8	20.6x	3.3x
SEAPEARL	308.2	+4.3%	295.8	74.8x	21.8x	RENATA	68,196	4.0%	31.1x	4.7x	BSC	127.5	+1.9%	156.0	8.5x	1.6x
EHL	97.3	+4.2%	89.7	15.3x	1.3x	BXPHERMA	45,538	2.7%	14.1x	1.6x	ADNTEL	161.9	+2.4%	141.0	48.0x	5.7x
ANLIMAYARN	32.7	+3.5%	1.0	NM	3.1x	BEACONPHAR	45,066	2.7%	68.6x	10.4x	GENEXIL	94.5	+1.2%	131.7	28.6x	5.1x
JHRML	76.5	+3.2%	24.8	22.7x	2x	GP	38,700	2.3%	12.9x	8.4x	MEGHNALIFE	85.3	-5.8%	117.4	NM	NM
SPCERAMICS	44.5	+2.8%	107.6	82.4x	1.4x	BRACBANK	30,976	1.8%	10.9x	1.0x	AAMRANET	63.8	+0.9%	114.6	20.0x	1.7x
ADNTEL	161.9	+2.4%	141.0	48.0x	5.7x	LHBL	26,581	1.6%	16.9x	4.2x	SPCERAMICS	44.5	+2.8%	107.6	82.4x	1.4x
AL-HAJTEX	194.3	+2.4%	96.2	NM	20.5x	ISLAMIBANK	24,155	1.4%	11.0x	0.8x	AL-HAJTEX	194.3	+2.4%	96.2	NM	20.5x

Top Ten Losers	Close Price (BDT)	Δ%	Turnover (BDT Mn)	PE	PB	Block Trade	Maximum Price (BDT)	Minimum Price (BDT)	No. of Trade	Quantity ('000)	Turnover (BDT Mn)
MEGHNALIFE	85.3	-5.8%	117.4	NM	NM	BXPHERMA	143.5	135.0	3.0	3,510	473.92
INTECH	20.8	-4.6%	2.4	NM	12x	BEXGSUKUK	85.0	85.0	1.0	5,500	467.50
ICICL	29.3	-4.6%	20.6	32.4x	1.9x	SEAPEARL	313.0	272.0	30.0	638	179.31
BENGALWTL	39.1	-4.4%	85.5	73.8x	1.5x	AL-HAJTEX	185.0	173.1	39.0	544	97.38
MEGHNAPET	32.1	-4.2%	4.9	NM	NM	BEACONPHAR	270.0	249.1	2.0	172	43.42
RUPALILIFE	106.1	-3.9%	309.2	NM	NM	BEXIMCO	126.1	126.1	1.0	300	37.82
DELTALIFE	140.7	-3.8%	37.8	NM	NM	SUNLIFEINS	58.0	58.0	1.0	625	36.25
CLICL	61.2	-3.6%	13.3	NM	NM	SONALIPAPR	670.0	592.0	3.0	45	27.77
UNILEVERCL	2,987.6	-3.3%	21.2	49.3x	21.4x	ACI	260.2	260.2	5.0	104	27.06
SONALILIFE	66.6	-3.3%	23.5	NM	NM	BDFINANCE	44.1	44.1	1.0	475	20.95

\* NBFI Sector PE calculation methodology has been modified to reflect positive earnings only.  
 \*\* The base of the Bond Index starts at 100, starting from Jan 13, 2022  
 Similarly, Treasury Bond Index starts at 100, starting from Oct 10, 2022

Block Trade	Maximum Price (BDT)	Minimum Price (BDT)	Turnover (BDT Mn)	Quantity ('000)	No. of Trade
BXPHARMA	143.5	135.0	473.9	3,510	3
BEXGSUKUK	85.0	85.0	467.5	5,500	1
SEAPEARL	313.0	272.0	179.3	638	30
AL-HAJTEX	185.0	173.1	97.4	544	39
BEACONPHAR	270.0	249.1	43.4	172	2
BEXIMCO	126.1	126.1	37.8	300	1
SUNLIFEINS	58.0	58.0	36.3	625	1
SONALIPAPR	670.0	592.0	27.8	45	3
ACI	260.2	260.2	27.1	104	5
BDFINANCE	44.1	44.1	20.9	475	1
SQURPHARMA	204.0	200.0	12.2	60	13
LHBL	63.8	63.1	8.2	129	14
INTRACO	31.5	31.5	7.1	224	1
HRTEX	110.0	104.4	6.8	64	7
LRBDL	33.5	32.0	5.7	170	5
MALEKSPIN	24.6	24.5	4.9	199	5
BSCCL	218.9	199.8	4.5	22	5
MARICO	2,320.0	2,320.0	4.3	2	1
PTL	69.5	69.3	4.1	60	6
GP	261.6	261.6	3.9	15	2
FINEFOODS	70.0	70.0	3.5	50	1
RUPALILIFE	110.0	110.0	3.3	30	1
<b>Total</b>			<b>1,514.6</b>		<b>191</b>

**Important DSE News**
**JAMUNABANK**

The company has informed that the Board of Directors of the company, among others, has decided to purchase a land measuring area more or less 110 katha from China Bangla Agro Feeds at District: Dhaka, Thana: Khilkhet, Union Land Office: Dumni, Mouza: Mostul at a total cost of Tk. 137.50 crore (excluding the cost of registration and other related expenses) subject to obtaining necessary approval from the regulatory body(ies) in this regard.

**SONARBAINS**

The company has informed that Mr. Md. Shamsul Huda has been appointed as the new Chief Executive Officer of the company for three years.

**BATASHOE**

The company has informed that Mr. Elias Ahmed, FCMA has been appointed as Finance Director of the company with effect from March 15, 2023.

**Upcoming Corporate Events**

DSE Ticker	Right Share	Dividend		Event	Date
		Stock	Cash		
IPDC		0.0%	10%	Record Date	21-Mar-23
FUWANGFOOD		0.0%	1%	Record Date	21-Mar-23
GRENDEL		0.0%	25%	Record Date	22-Mar-23
LHBL		0.0%	15%	Record Date	27-Mar-23
LINDEBD		0.0%	420%	Record Date	2-Apr-23
UNILEVERCL		60.0%	240%	Record Date	3-Apr-23
BDFINANCE		0.0%	10%	Record Date	4-Apr-23
SKICL		2.0%	12%	Record Date	9-Apr-23

**Disclaimer:** This report has been prepared by BRAC EPL Stock Brokerage Ltd and is provided for information purposes. It is not, under any circumstances, to be used or considered as an offer to sell, or a solicitation of any offer to buy. Reasonable care has been taken to ensure that the information is not untrue and misleading. BRAC EPL Stock Brokerage Ltd makes no representation or warranty as to the accuracy or completeness of such information. All opinions and estimates included in this report constitute our judgment as of this date and are subject to change without notice.