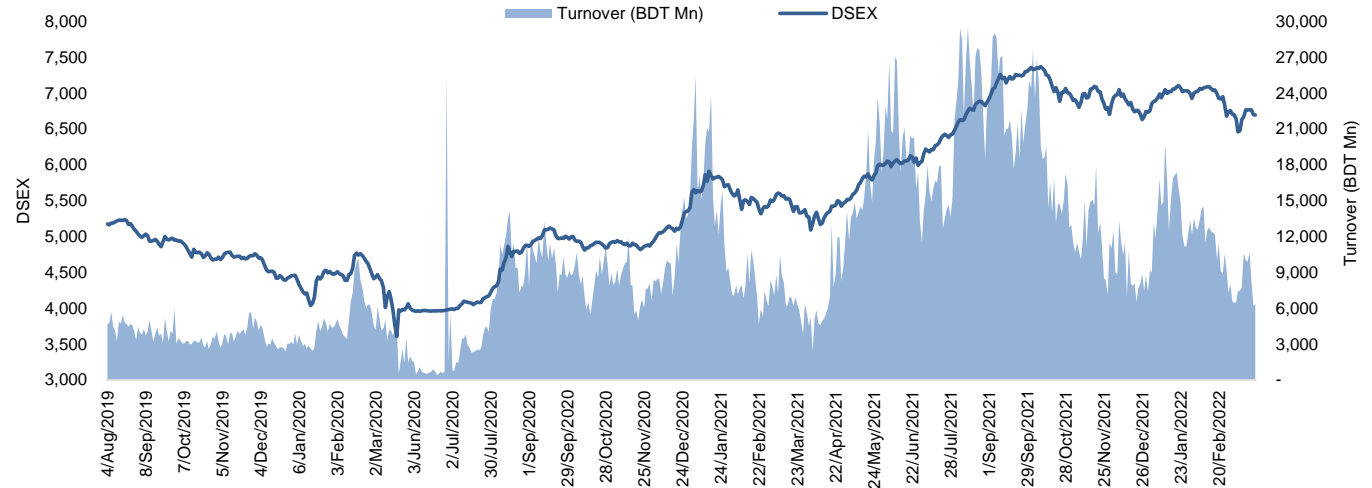


The market closed in red today. The benchmark index DSEX (-0.09%) lost 6.26 points and closed at 6,691.78. The blue-chip index DS30 (+0.05%), the Shariah-based index DSES (+0.01%), and the large-cap index CDSET (-0.04%) closed at 2,436.28, 1,441.51, and 1,326.29 points, respectively. Most of the large-cap sectors posted negative performance today. NBF1 experienced the highest loss of 1.22% followed by Telecommunication (-0.65%), Bank (-0.11%), Engineering (-0.07%), Fuel & Power (-0.07%), Pharmaceutical (+0.10%), and Food & Allied (+0.26%), respectively. Block trades contributed 1.0% of the overall market turnover. Bangladesh Export Import Company Ltd. (+0.1%) was the most traded share with a turnover of BDT 456 million.



Index	Closing	Opening	Point Δ	%Δ	YTD %Δ
DSEX	6,691.78	6,698.04	-6.26	-0.09%	-1.0%
DS30	2,436.28	2,434.98	+1.30	+0.05%	-3.8%
DSES	1,441.51	1,441.30	+0.21	+0.01%	+0.7%
CDSET	1,326.29	1,326.85	-0.56	-0.04%	-2.4%

	Advanced	Declined	Unchanged	Total
All Category	100	242	38	380
A Category (Equity)	73	169	22	264
B Category (Equity)	18	58	11	87
N Category (Equity)	0	5	0	5
Z Category (Equity)	9	10	5	24
Mutual Funds	3	28	4	35
Corporate Bonds	1	1	0	2

		Today	Last Day	Daily %Δ
Mcap	Mn BDT	5,355,953	5,363,380	-0.1%
	Mn USD	62,279	62,365	
Turnover	Mn BDT	6,347	6,161	+3.0%
	Mn USD	74	72	
Volume	Mn Shares	175	177	-1.6%
No. of Trade		121,399	114,327	+6.2%

Figure: Sectorial Turnover (BDT)

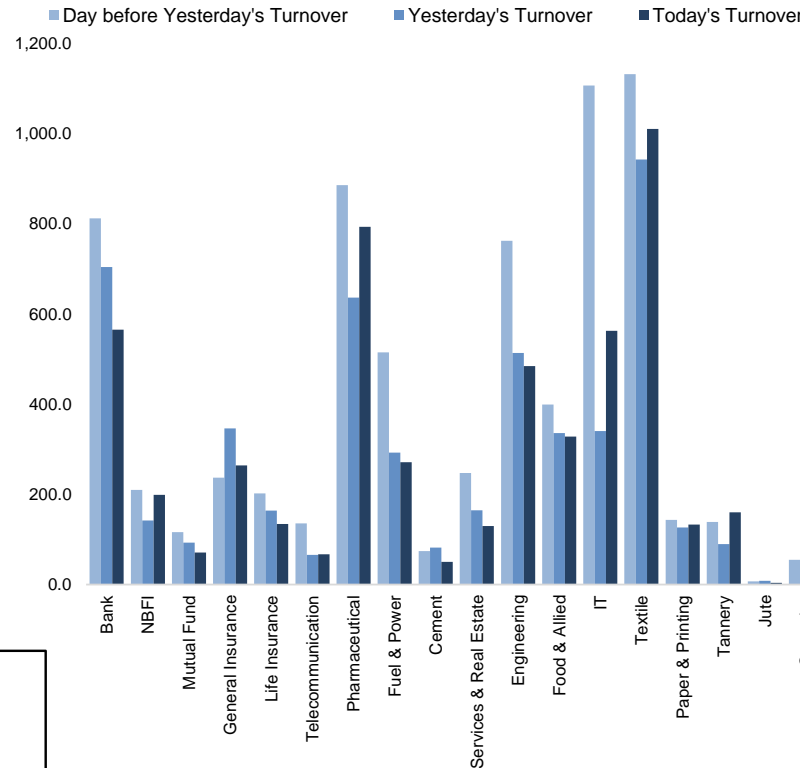
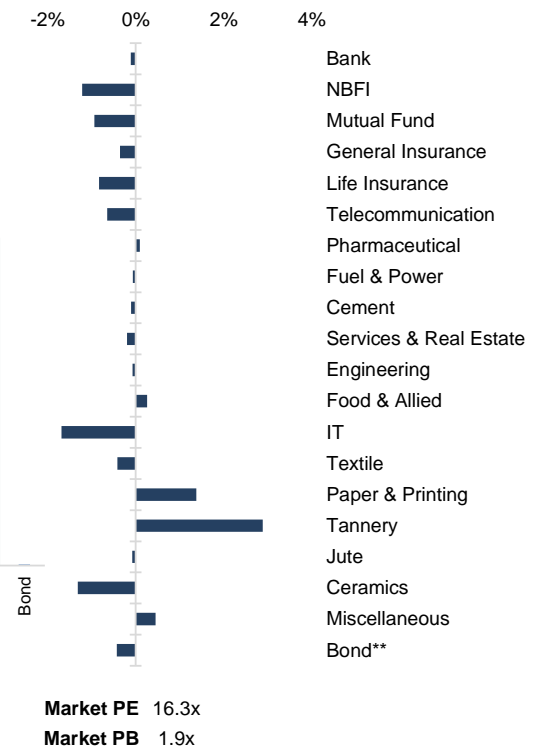


Figure: Sectorial Mcap Change



Market PE 16.3x  
Market PB 1.9x

<b>Fahim Hassan</b> Research Associate (880) 1709636546 fahim.hassan@bracepl.com	<b>Md. Mahmudul Hasan</b> Junior Research Associate (880) 1708805201 mmahmudul.hasan@bracepl.com
---	---

Sector Index	Closing	Opening	Points Δ	%Δ	No. of Companies	Mcap (BDT Mn)	% of Total Mcap	Turnover (BDT Mn)	% of Total Turnover	PE	PB	Top Twenty Market Cap	Mcap (BDT Mn)	% of Total Mcap	Turnover (BDT Mn)	PE	PB
Bank	1,565	1,567	-1.75	-0.11%	33	724,846	15.2%	565.0	9.4%	8.0x	0.8x	GP	438,848	9.2%	16.1	12.9x	8.8x
NBFI	2,069	2,095	-25.51	-1.22%	23	201,551	4.2%	198.7	3.3%	NM	3.6x	WALTONHIL	328,920	6.9%	0.9	22.8x	3.5x
Mutual Fund	900	908	-8.53	-0.94%	36	40,095	0.8%	70.8	1.2%	NM	0.8x	BATBC	317,736	6.7%	32.8	21.2x	8.6x
General Insurance	3,887	3,900	-13.70	-0.35%	40	113,880	2.4%	264.0	4.4%	18.0x	1.9x	SQURPHARMA	192,271	4.0%	68.7	10.8x	2.0x
Life Insurance	2,540	2,562	-21.30	-0.83%	13	71,690	1.5%	134.2	2.2%	NM	NM	ROBI	177,042	3.7%	36.6	99.4x	2.7x
Telecommunication	5,501	5,536	-35.73	-0.65%	3	649,547	13.7%	67.0	1.1%	17.0x	5.1x	UPGDCL	145,098	3.0%	5.3	11.8x	4.9x
Pharmaceutical	3,874	3,870	+3.73	+0.10%	32	722,399	15.2%	793.0	13.2%	18.0x	2.7x	RENATA	144,035	3.0%	18.7	26.6x	5.3x
Fuel & Power	1,818	1,819	-1.21	-0.07%	23	474,358	10.0%	271.1	4.5%	11.6x	1.2x	BEXIMCO	135,829	2.9%	456.1	10.9x	1.9x
Cement	2,463	2,465	-2.48	-0.10%	7	121,402	2.6%	50.2	0.8%	18.4x	2.5x	ICB	86,947	1.8%	10.0	45.2x	1.9x
Services & Real Estate	1,458	1,460	-2.81	-0.19%	8	55,606	1.2%	129.5	2.2%	NM	1.1x	BERGERPBL	81,834	1.7%	1.4	27.1x	7.4x
Engineering	4,710	4,713	-3.32	-0.07%	42	550,844	11.6%	484.5	8.1%	18.7x	2.0x	BXPHARMA	80,033	1.7%	28.0	13.1x	2.1x
Food & Allied	23,842	23,780	+61.79	+0.26%	21	421,411	8.9%	328.1	5.5%	26.2x	9.0x	LHBL	79,206	1.7%	34.1	20.4x	4.0x
IT	3,291	3,347	-56.36	-1.68%	11	41,459	0.9%	562.7	9.4%	33.2x	2.9x	MARICO	74,028	1.6%	2.8	21.5x	28.6x
Textile	1,645	1,651	-6.88	-0.42%	58	177,446	3.7%	1,009.9	16.8%	30.2x	1.1x	BRACBANK	68,773	1.4%	54.7	12.6x	1.2x
Paper & Printing	8,793	8,673	+119.76	+1.38%	6	31,677	0.7%	132.7	2.2%	NM	2.2x	BEACONPHAR	53,107	1.1%	7.6	45.3x	9.5x
Tannery	3,659	3,556	+102.78	+2.89%	6	38,748	0.8%	160.1	2.7%	NM	3.8x	ISLAMIBANK	52,325	1.1%	4.5	9.7x	0.8x
Jute	8,643	8,650	-6.59	-0.08%	3	2,005	0.0%	3.7	0.1%	NM	24.4x	DUTCHBANGL	48,639	1.0%	5.0	8.7x	1.3x
Ceramics	676	685	-9.00	-1.31%	5	30,259	0.6%	48.4	0.8%	29.6x	1.9x	POWERGRID	42,835	0.9%	41.0	12.3x	0.5x
Miscellaneous	4,673	4,652	+20.98	+0.45%	14	256,999	5.4%	726.8	12.1%	14.4x	2.3x	SUMITPOWER	40,579	0.9%	8.4	8.5x	1.2x
Bond**	89	89	-0.38	-0.43%	7	32,273	0.7%	1.2	0.0%	NM	NM	TITASGAS	39,569	0.8%	8.4	11.6x	0.6x

Top Ten Gainers	Close Price (BDT)	Δ%	Turnover (BDT Mn)	PE	PB	Top Twenty Free Float Mcap	Free Float Mcap (BDT Mn)	% of Total Free Float Mcap	PE	PB	Most Traded Share	Close Price (BDT)	Δ%	Turnover (BDT Mn)	PE	PB
GEMINISEA	440.5	+7.8%	89.2	34.5x	72.8x	SQURPHARMA	125,803	7.0%	10.8x	2.0x	BEXIMCO	155.0	+0.1%	456.1	10.9x	1.9x
PREMIERBAN	16.9	+5.6%	142.8	5.0x	0.8x	BEXIMCO	90,530	5.0%	10.9x	1.9x	DSSL	22.2	+0.9%	266.0	17.7x	1.2x
BEACHHATCH	39.2	+5.4%	12.9	NM	4.1x	BATBC	84,041	4.7%	21.2x	8.6x	BDCOM	43.3	-1.8%	232.6	31.1x	2.9x
FORTUNE	118.9	+4.4%	133.7	40.7x	7.8x	RENATA	70,188	3.9%	26.6x	5.3x	BSC	109.8	+3.8%	221.2	9.7x	1.6x
APEXFOODS	207.0	+4.1%	21.4	NM	1.8x	BXPHARMA	55,879	3.1%	13.1x	2.1x	SILCOPHL	28.4	+2.2%	161.5	33.8x	1.3x
BSC	109.8	+3.8%	221.2	9.7x	1.6x	GP	43,885	2.4%	12.9x	8.8x	PREMIERBAN	16.9	+5.6%	142.8	5.0x	0.8x
PEOPLESINS	64.7	+3.4%	81.2	24.8x	2.2x	BEACONPHAR	37,175	2.1%	45.3x	9.5x	FORTUNE	118.9	+4.4%	133.7	40.7x	7.8x
SONALIPAPR	720.9	+3.3%	70.5	63.8x	2.9x	BRACBANK	36,973	2.0%	12.6x	1.2x	ORIONPHARM	101.4	+1.1%	108.9	25.3x	1.3x
MITHUNKNIT	16.4	+3.1%	1.2	NM	5.2x	LHBL	27,975	1.5%	20.4x	4.0x	ADVENT	29.5	+0.7%	99.5	26.7x	2.1x
IPDC	36.5	+2.8%	12.2	15.4x	2.1x	EBL	25,507	1.4%	6.7x	1.2x	GEMINISEA	440.5	+7.8%	89.2	34.5x	72.8x

Top Ten Losers	Close Price (BDT)	Δ%	Turnover (BDT Mn)	PE	PB	Block Trade	Maximum Price (BDT)	Minimum Price (BDT)	No. of Trade	Quantity ('000)	Turnover (BDT Mn)
AAMRATECH	39.4	-2.0%	82.7	21.4x	1.6x	DSSL	22.0	21.6	4.0	2,500	54.81
ATCSLGF	9.9	-2.0%	5.2	NM	1.0x	RENATA	1,341.0	1,341.0	1.0	37	50.02
BBS	24.8	-2.0%	39.8	46.4x	1.7x	IBNSINA	289.1	289.1	1.0	173	50.01
ANLIMAYARN	39.7	-2.0%	2.8	NM	3.9x	BERGERPBL	1,760.0	1,760.0	1.0	16	28.44
VFSTDL	25.0	-2.0%	0.4	16.4x	1.3x	ADNTEL	66.2	66.2	2.0	405	26.81
CAPMBDBLMF	10.0	-2.0%	1.8	NM	1.2x	GENEXIL	128.0	128.0	2.0	200	25.60
POPULARLIF	75.1	-2.0%	3.1	NM	NM	AL-HAJTEX	96.0	94.0	8.0	260	24.55
GENEXIL	125.2	-2.0%	16.0	32.8x	6.3x	KAY&QUE	271.0	271.0	2.0	84	22.76
EGEN	50.1	-2.0%	9.1	28.8x	2.4x	ORIONPHARM	106.0	106.0	2.0	118	12.51
SALAMCRST	25.1	-2.0%	2.7	55.8x	1.3x	MHSML	37.8	37.8	5.0	325	12.29

\*NBFI Sector PE calculation methodology has been modified to reflect positive earnings only.

\*\* The base of the Bond index starts at 100, starting from Jan 13, 2022

Block Trade	Maximum Price (BDT)	Minimum Price (BDT)	Turnover (BDT Mn)	Quantity ('000)	No. of Trade
DSSL	22.0	21.6	54.8	2,500	4
RENATA	1,341.0	1,341.0	50.0	37	1
IBNSINA	289.1	289.1	50.0	173	1
BERGERPBL	1,760.0	1,760.0	28.4	16	1
ADNTEL	66.2	66.2	26.8	405	2
GENEXIL	128.0	128.0	25.6	200	2
AL-HAJTEX	96.0	94.0	24.6	260	8
KAY&QUE	271.0	271.0	22.8	84	2
ORIONPHARM	106.0	106.0	12.5	118	2
MHSML	37.8	37.8	12.3	325	5
AOL	46.0	42.1	5.5	127	2
BDTHAIFOOD	48.0	43.3	3.4	74	5
AAMRANET	48.1	48.1	2.7	56	2
HRTEX	70.6	70.6	2.4	34	3
BSC	108.1	108.1	2.1	20	2
IPDC	34.8	34.8	1.9	55	1
PHOENIXFIN	22.4	22.4	1.9	85	1
LOVELLO	36.3	36.3	1.8	50	1
ROBI	34.2	34.2	1.5	43	1
KTL	38.7	38.7	1.4	36	2
CNATEX	10.0	10.0	1.4	138	1
INTRACO	22.8	22.0	1.3	59	2
<b>Total</b>			<b>345.2</b>		<b>65</b>

**Important DSE News**

**PREMIERBAN**

As per Regulation 19(1) of the Dhaka Stock Exchange (Listing) Regulations, 2015, the Company has informed that a meeting of the Board of Directors will be held on March 28, 2022 at 3:00 PM to consider, among others, audited financial statements of the Company for the year ended December 31, 2021.

**Upcoming Corporate Events**

DSE Ticker	Right Share	Dividend		Event	Date
		Stock	Cash		
City General Insurance Co. Ltd.	-	0.0%	10.0%	Record Date	22-Mar-22
IPDC Finance Limited	-	0.0%	12.0%	Record Date	22-Mar-22
Delta Brac Housing Finance Corp. Ltd.	-	10.0%	15.0%	Record Date	22-Mar-22
Unilever Consumer Care Limited	-	0.0%	440.0%	Record Date	23-Mar-22
Dutch-Bangla Bank Ltd.	-	10.0%	17.5%	Record Date	28-Mar-22
Linde Bangladesh Limited	-	0.0%	550.0%	Record Date	31-Mar-22
United Insurance Ltd.	-	0.0%	10.0%	Record Date	3-Apr-22
Reckitt Benckiser(Bd.)Ltd.	-	0.0%	1650.0%	Record Date	3-Apr-22
Robi Axiata Limited	-	0.0%	2.0%	Record Date	6-Apr-22
Uttara Bank Limited	-	14.0%	14.0%	Record Date	6-Apr-22
BRAC Bank Ltd.	-	7.5%	7.5%	Record Date	6-Apr-22
Mercantile Bank Ltd.	-	5.0%	12.5%	Record Date	6-Apr-22
Bank Asia Ltd.	-	0.0%	15.0%	Record Date	6-Apr-22
Shahjalal Islami Bank Ltd.	-	5.0%	10.0%	Record Date	6-Apr-22
IFIC Bank Ltd.	-	5.0%	0.0%	Record Date	12-Apr-22

**Disclaimer:** This report has been prepared by BRAC EPL Stock Brokerage Ltd and is provided for information purposes. It is not, under any circumstances, to be used or considered as an offer to sell, or a solicitation of any offer to buy. Reasonable care has been taken to ensure that the information is not untrue and misleading. BRAC EPL Stock Brokerage Ltd makes no representation or warranty as to the accuracy or completeness of such information. All opinions and estimates included in this report constitute our judgment as of this date and are subject to change without notice.