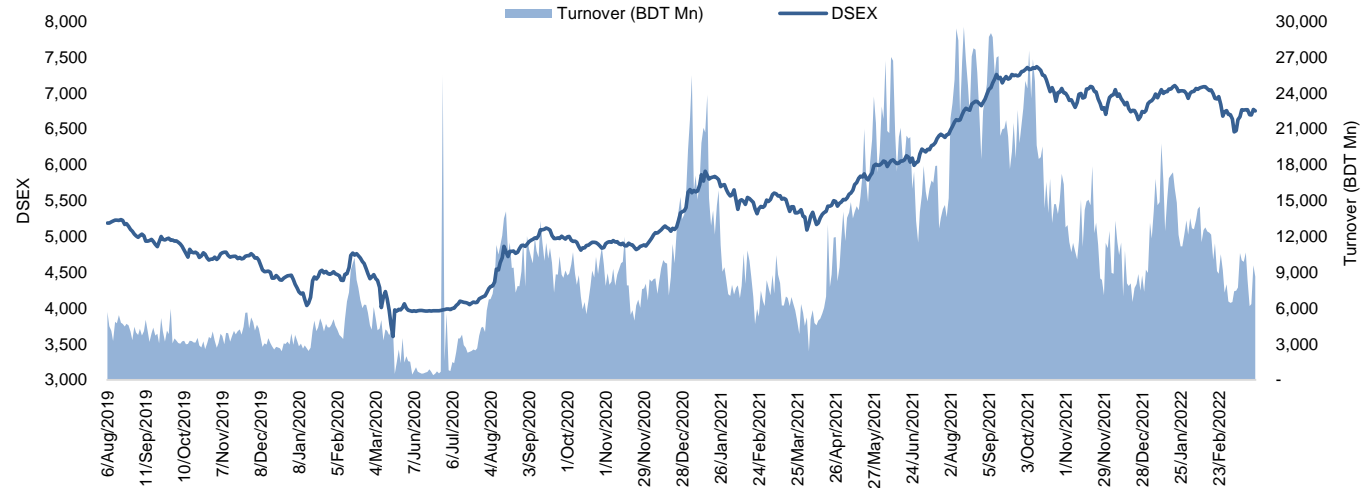


The market closed in red today. The benchmark index DSEX (-0.31%) lost 21.26 points and closed at 6,750.40. The blue-chip index DS30 (-0.07%), the Shariah-based index DSES (-0.28%), and the large-cap index CDSET (-0.14%) closed at 2,469.44, 1,456.43, and 1,341.08 points, respectively. All the large-cap sectors posted negative performance today. NBF I experienced the highest loss of 1.86% followed by Bank (-0.44%), Engineering (-0.42%), Pharmaceutical (-0.32%), Fuel & Power (-0.30%), Food & Allied (-0.14%), and Telecommunication (-0.12%), respectively. Block trades contributed 0.8% of the overall market turnover. Bangladesh Export Import Company Ltd. (-0.7%) was the most traded share with a turnover of BDT 1,249 million.



Index	Closing	Opening	Point Δ	%Δ	YTD %Δ
DSEX	6,750.40	6,771.66	-21.26	-0.31%	-0.1%
DS30	2,469.44	2,471.06	-1.62	-0.07%	-2.5%
DSES	1,456.43	1,460.57	-4.15	-0.28%	+1.8%
CDSET	1,341.08	1,342.97	-1.89	-0.14%	-1.3%

	Advanced	Declined	Unchanged	Total
All Category	76	263	39	378
A Category (Equity)	59	174	29	262
B Category (Equity)	12	69	6	87
N Category (Equity)	2	3	0	5
Z Category (Equity)	3	17	4	24
Mutual Funds	3	16	16	35
Corporate Bonds	2	1	1	4

		Today	Last Day	Daily %Δ
Mcap	Mn BDT	5,385,437	5,399,793	-0.3%
	Mn USD	62,621	62,788	
Turnover	Mn BDT	8,632	9,576	-9.9%
	Mn USD	100	111	
Volume	Mn Shares	197	234	-15.9%
No. of Trade		154,544	163,148	-5.3%

Figure: Sectorial Turnover (BDT)

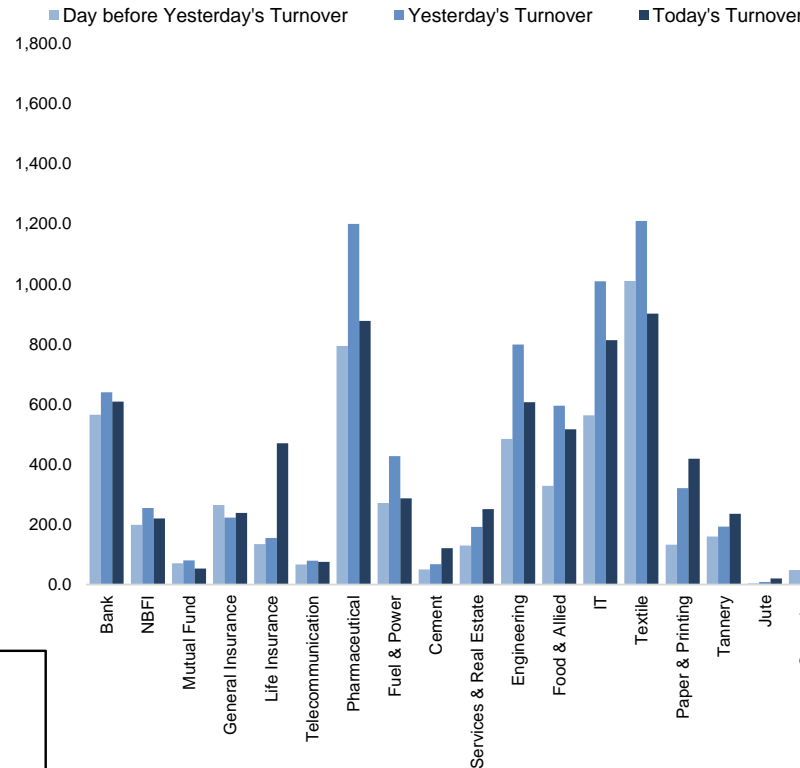
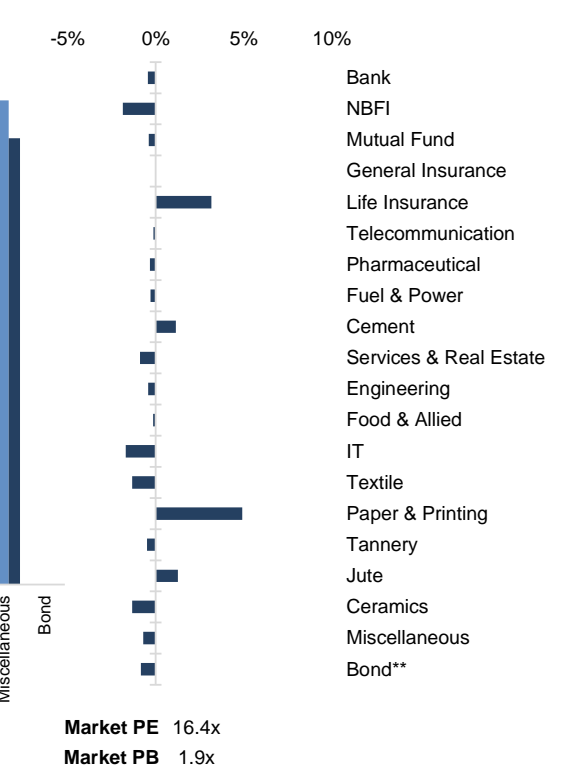


Figure: Sectorial Mcap Change



Market PE 16.4x
Market PB 1.9x

Fahim Hassan Research Associate (880) 1709636546 fahim.hassan@bracepl.com	Md. Mahmudul Hasan Junior Research Associate (880) 1708805201 mmahmudul.hasan@bracepl.com
---	---

Sector Index	Closing	Opening	Points Δ	%Δ	No. of Companies	Mcap (BDT Mn)	% of Total Mcap	Turnover (BDT Mn)	% of Total Turnover	PE	PB	Top Twenty Market Cap	Mcap (BDT Mn)	% of Total Mcap	Turnover (BDT Mn)	PE	PB
Bank	1,566	1,572	-6.86	-0.44%	33	724,915	15.1%	608.8	7.4%	8.0x	0.8x	GP	439,523	9.2%	22.4	12.9x	8.8x
NBFI	2,048	2,087	-38.89	-1.86%	23	199,535	4.2%	219.8	2.7%	NM	3.6x	WALTONHIL	328,071	6.9%	3.5	22.7x	3.5x
Mutual Fund	899	902	-3.56	-0.39%	36	40,044	0.8%	53.5	0.6%	NM	0.8x	BATBC	318,114	6.6%	41.5	21.3x	8.6x
General Insurance	3,887	3,888	-0.51	-0.01%	40	113,893	2.4%	238.0	2.9%	18.2x	1.9x	SQRPHARMA	195,019	4.1%	100.8	10.9x	2.0x
Life Insurance	2,648	2,567	+81.36	+3.17%	13	74,728	1.6%	469.5	5.7%	NM	NM	ROBI	179,137	3.7%	21.5	NM	2.7x
Telecommunication	5,533	5,539	-6.78	-0.12%	3	653,323	13.6%	75.4	0.9%	17.1x	5.2x	RENATA	145,750	3.0%	0.0	27.0x	5.4x
Pharmaceutical	3,910	3,923	-12.58	-0.32%	32	729,233	15.2%	877.0	10.6%	18.2x	2.7x	UPGDCL	145,040	3.0%	7.0	11.8x	4.9x
Fuel & Power	1,824	1,829	-5.45	-0.30%	23	475,924	9.9%	286.3	3.5%	11.7x	1.2x	BEXIMCO	139,510	2.9%	1,248.6	11.1x	1.9x
Cement	2,548	2,519	+29.06	+1.15%	7	125,603	2.6%	120.6	1.5%	19.0x	2.6x	ICB	85,981	1.8%	15.5	44.7x	1.9x
Services & Real Estate	1,465	1,478	-13.23	-0.89%	8	55,900	1.2%	251.2	3.0%	NM	1.1x	LHBL	82,922	1.7%	103.0	21.4x	4.2x
Engineering	4,724	4,744	-20.06	-0.42%	42	552,567	11.5%	606.5	7.3%	18.7x	2.0x	BXPHARMA	81,683	1.7%	47.9	13.4x	2.1x
Food & Allied	23,924	23,956	-32.35	-0.14%	21	422,859	8.8%	515.8	6.2%	26.3x	9.1x	BERGERPBL	81,430	1.7%	7.1	26.9x	7.4x
IT	3,326	3,384	-57.38	-1.70%	11	41,905	0.9%	812.8	9.8%	33.5x	2.9x	MARICO	73,994	1.5%	0.9	21.5x	28.6x
Textile	1,641	1,663	-22.12	-1.33%	58	177,012	3.7%	900.5	10.9%	30.1x	1.1x	BRACBANK	69,748	1.5%	26.0	12.7x	1.2x
Paper & Printing	9,651	9,199	+452.23	+4.92%	6	34,769	0.7%	418.5	5.1%	NM	2.4x	BEACONPHAR	53,038	1.1%	97.9	45.3x	9.5x
Tannery	3,712	3,730	-18.43	-0.49%	6	39,307	0.8%	235.0	2.8%	NM	3.9x	ISLAMIBANK	52,325	1.1%	10.8	9.7x	0.8x
Jute	8,905	8,794	+110.64	+1.26%	3	2,066	0.0%	20.4	0.2%	NM	24.5x	DUTCHBANGL	48,576	1.0%	25.7	8.7x	1.3x
Ceramics	678	688	-9.13	-1.33%	5	30,345	0.6%	63.6	0.8%	29.7x	1.9x	POWERGRID	43,334	0.9%	24.1	12.4x	0.5x
Miscellaneous	4,737	4,770	-33.30	-0.70%	14	260,527	5.4%	1,484.0	18.0%	14.6x	2.3x	SUMITPOWER	41,434	0.9%	19.9	8.7x	1.2x
Bond**	89	89	-0.74	-0.83%	7	32,281	0.7%	1.1	0.0%	NM	NM	TITASGAS	39,569	0.8%	37.7	11.6x	0.6x

Top Ten Gainers	Close Price (BDT)	Δ%	Turnover (BDT Mn)	PE	PB	Top Twenty Free Float Mcap	Free Float Mcap (BDT Mn)	% of Total Free Float Mcap	PE	PB	Most Traded Share	Close Price (BDT)	Δ%	Turnover (BDT Mn)	PE	PB
OIMEX	19.5	+9.6%	12.6	NM	1.5x	SQRPHARMA	127,601	7.0%	10.9x	2.0x	BEXIMCO	159.2	-0.7%	1,248.6	11.1x	1.9x
SONALIPAPR	829.5	+7.1%	329.0	73.4x	3.4x	BEXIMCO	92,983	5.1%	11.1x	1.9x	BDCOM	41.7	-1.9%	341.9	29.9x	2.8x
DELTALIFE	156.3	+6.5%	190.6	NM	NM	BATBC	84,141	4.6%	21.3x	8.6x	SONALIPAPR	829.5	+7.1%	329.0	73.4x	3.4x
BPML	56.1	+5.8%	38.6	20.9x	1.2x	RENATA	71,024	3.9%	27.0x	5.4x	FORTUNE	122.0	-0.7%	193.0	41.8x	8.0x
PRIME1CBA	7.8	+5.4%	0.7	NM	1.3x	BXPHARMA	57,031	3.1%	13.4x	2.1x	DELTALIFE	156.3	+6.5%	190.6	NM	NM
SJIBLPBOND	4,750.0	+4.4%	0.0	NM	NM	GP	43,952	2.4%	12.9x	8.8x	PREMIERBAN	17.0	+2.4%	183.3	5.0x	0.8x
NATLIFEINS	207.1	+3.5%	5.4	NM	NM	BRACBANK	37,496	2.1%	12.7x	1.2x	AAMRATECH	42.6	-1.6%	181.8	23.2x	1.8x
FAREASTLIF	92.8	+3.3%	75.7	NM	NM	BEACONPHAR	37,126	2.0%	45.3x	9.5x	ORIONPHARM	102.8	-1.4%	177.2	25.7x	1.3x
EHL	56.3	+3.1%	51.5	12.1x	0.8x	LHBL	29,288	1.6%	21.4x	4.2x	BSC	111.1	-1.2%	165.6	9.8x	1.6x
ATLASBANG	127.7	+3.0%	14.2	NM	1.0x	EBL	26,107	1.4%	6.9x	1.2x	SAIFPOWER	38.0	-1.8%	149.8	18.5x	2.2x

Top Ten Losers	Close Price (BDT)	Δ%	Turnover (BDT Mn)	PE	PB	Block Trade	Maximum Price (BDT)	Minimum Price (BDT)	No. of Trade	Quantity ('000)	Turnover (BDT Mn)
DBH	67.7	-10.1%	20.0	11.5x	1.7x	DSSL	23.0	21.5	7.0	4,000	87.94
NAVANACNG	29.4	-2.0%	1.3	NM	0.8x	RUPALILIFE	77.0	76.0	4.0	667	51.05
AMCL(PRAN)	339.1	-2.0%	17.7	60.4x	4.0x	FORTUNE	122.0	122.0	1.0	325	39.65
MALEKSPIN	29.5	-2.0%	12.6	6.9x	0.6x	RDFOAL	59.0	57.8	11.0	573	33.34
QUEENSOUTH	24.6	-2.0%	54.5	15.3x	1.6x	SONALIPAPR	818.0	770.0	5.0	38	30.60
SIBL	14.8	-2.0%	1.9	8.8x	0.8x	HRTEX	71.6	71.4	8.0	204	14.60
EGEN	49.4	-2.0%	7.6	28.4x	2.4x	CITYBANK	28.6	28.6	1.0	500	14.30
TOSRIFA	19.8	-2.0%	7.2	23.8x	0.7x	GENEXIL	136.0	136.0	2.0	85	11.58
STYLECRAFT	118.9	-2.0%	9.1	NM	6.6x	EBL	39.1	39.0	2.0	290	11.32
ISNLTD	44.7	-2.0%	7.9	NM	16.4x	ORIONPHARM	110.0	110.0	1.0	100	11.00

*NBFI Sector PE calculation methodology has been modified to reflect positive earnings only.

** The base of the Bond index starts at 100, starting from Jan 13, 2022

Block Trade	Maximum Price (BDT)	Minimum Price (BDT)	Turnover (BDT Mn)	Quantity ('000)	No. of Trade
DSSL	23.0	21.5	87.9	4,000	7
RUPALILIFE	77.0	76.0	51.0	667	4
FORTUNE	122.0	122.0	39.7	325	1
RDFOOD	59.0	57.8	33.3	573	11
SONALIPAPR	818.0	770.0	30.6	38	5
HRTEX	71.6	71.4	14.6	204	8
CITYBANK	28.6	28.6	14.3	500	1
GENEXIL	136.0	136.0	11.6	85	2
EBL	39.1	39.0	11.3	290	2
ORIONPHARM	110.0	110.0	11.0	100	1
AL-HAJTEX	108.0	108.0	10.0	93	3
BATBC	589.5	589.5	10.0	17	2
BEACONPHAR	246.1	246.1	8.6	35	1
BDCOM	46.0	42.8	8.0	183	2
GP	328.0	328.0	5.1	16	1
KTL	39.6	38.5	5.0	126	2
GBBPOWER	37.0	35.0	4.9	135	3
BENGALWTL	23.2	23.2	2.3	100	1
SALVOCHEM	55.4	54.0	2.2	40	2
RAHIMAFOOD	350.0	317.7	2.2	7	2
SONALILIFE	67.0	67.0	2.1	32	1
MPETROLEUM	190.0	190.0	1.9	10	1
Total			373.6		71

Upcoming Corporate Events

DSE Ticker	Right Share	Dividend		Event	Date
		Stock	Cash		
Dutch-Bangla Bank Ltd.	-	10.0%	17.5%	Record Date	28-Mar-22
Linde Bangladesh Limited	-	0.0%	550.0%	Record Date	31-Mar-22
United Insurance Ltd.	-	0.0%	10.0%	Record Date	3-Apr-22
Reckitt Benckiser(Bd.)Ltd.	-	0.0%	1650.0%	Record Date	3-Apr-22
Robi Axiata Limited	-	0.0%	2.0%	Record Date	6-Apr-22
Uttara Bank Limited	-	14.0%	14.0%	Record Date	6-Apr-22
BRAC Bank Ltd.	-	7.5%	7.5%	Record Date	6-Apr-22
Mercantile Bank Ltd.	-	5.0%	12.5%	Record Date	6-Apr-22
Bank Asia Ltd.	-	0.0%	15.0%	Record Date	6-Apr-22
Shahjalal Islami Bank Ltd.	-	5.0%	10.0%	Record Date	6-Apr-22
IFIC Bank Ltd.	-	5.0%	0.0%	Record Date	12-Apr-22
Paramount Insurance Company Ltd.	-	0.0%	10.0%	Record Date	28-Apr-22

Important DSE News

SONALIANSH

(Q2 Un-audited): EPS was Tk. 0.83 for October-December 2021 as against Tk. 0.12 for October-December 2020; EPS was Tk. 1.27 for July-December 2021 as against Tk. 0.26 for July-December 2020. NOCFPS was Tk. 7.90 for July-December 2021 as against Tk. 13.82 for July-December 2020. NAV per share was Tk. 226.93 as on December 31, 2021 and Tk. 225.79 as on December 31, 2020. The Company has also informed that EPS increased due to increase of sales price with preceding quarter (July 2020 to December 2020). NOCFPS decreases to some extent due to decrease of Cash receipts for Cost and Expenses in comparison with preceding quarter (July 2020 to December 2020).

ENVOYTEX

The Company has informed that the Board of Directors has decided to alter and insertion some articles in the Articles of Association of the Company subject to approval of the shareholders in the EGM. Date of EGM: 12.05.2022, Time: 11:00 AM, Venue: Digital Platform. Record Date for EGM: 13.04.2022.

Mr. Kutubuddin Ahmed, one of the Sponsor Directors of the company, has further informed that he has completed his buying of 43,79,564 shares of the Company at prevailing market price through Dhaka Stock Exchange as per declaration disseminated on 14.03.2022.

Ms. Sumayyah Ahmed, one of the Directors of the company, has further informed he has completed his buying of 43,79,562 shares of the Company at prevailing market price through Dhaka Stock Exchange as per declaration disseminated on 14.03.2022.

Mr. Tanvir Ahmed, one of the Sponsor Directors of the company, has further informed he has completed his buying of 1,19,51,104 shares of the Company at prevailing market price through Dhaka Stock Exchange as per declaration disseminated on 14.03.2022.

FARCHEM

Refer to their earlier news disseminated by DSE on 28.12.2021 regarding approved the draft scheme of amalgamation, the Company has further informed that the Board of Directors has decided to hold an EGM for merger /amalgamation of S.F. Textile Industries Limited with Far Chemical Industries Limited which was filed before the Honorable High Court Division of the Supreme Court of Bangladesh. Upon preliminary hearing, the Honorable High Court Division of the Supreme Court of Bangladesh is pleased to admit the said petition. Date of EGM: 11.05.2022, Time: 11:30 AM, Venue: Jam Jam Hotel & Resort Hall, Shankerpur, Cumilla. Record Date for EGM: 12.04.2022. The creditors meeting will be held on 11.05.2022 at 1:00 PM.

MERCANBANK

Engr. Md. Monsuruzzaman, one of the Sponsors of the Company, has expressed his intention to sell 6,53,311 shares out of his holding 28,53,311 shares of the Company at prevailing market price (in the Public Market) through Dhaka Stock Exchange (DSE) within next 30 working days.

Disclaimer: This report has been prepared by BRAC EPL Stock Brokerage Ltd and is provided for information purposes. It is not, under any circumstances, to be used or considered as an offer to sell, or a solicitation of any offer to buy. Reasonable care has been taken to ensure that the information is not untrue and misleading. BRAC EPL Stock Brokerage Ltd makes no representation or warranty as to the accuracy or completeness of such information. All opinions and estimates included in this report constitute our judgment as of this date and are subject to change without notice.