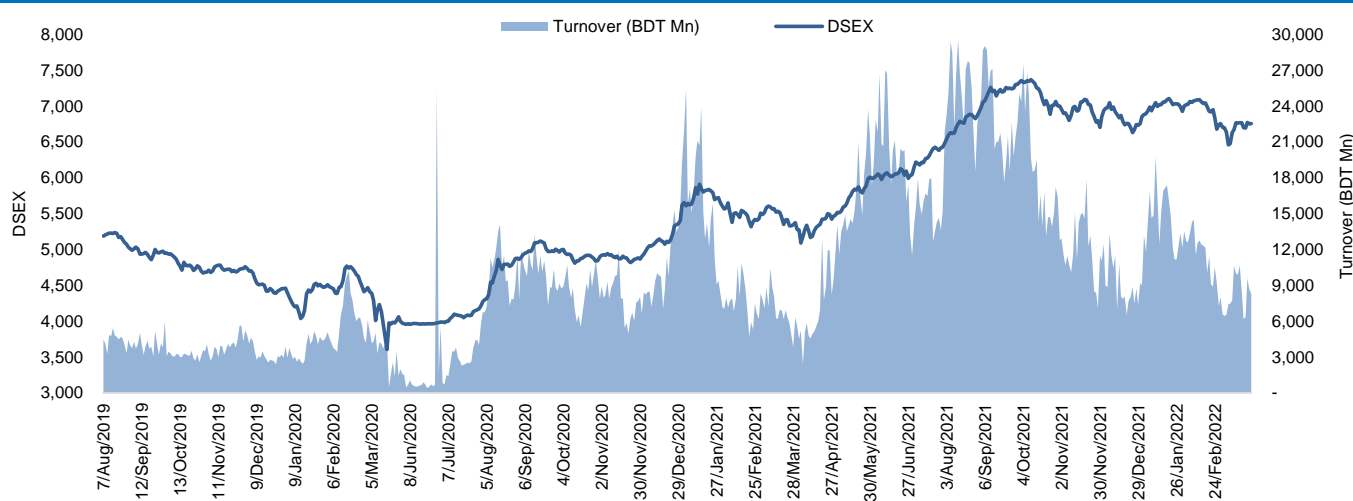


The market closed in green today. The benchmark index DSEX (+0.04%) gained 2.47 points and closed at 6,752.87. The blue-chip index DS30 (-0.11%), the Shariah-based index DSES (+0.03%), and the large-cap index CDSET (-0.12%) closed at 2,466.74, 1,456.81, and 1,339.44 points, respectively. Large-cap sectors posted mixed performance today. Fuel & Power booked the highest gain of 0.35% followed by Bank (+0.24%), Engineering (+0.07%). NBFI experienced the highest loss of 0.52% followed by Food & Allied (-0.50%), Telecommunication (-0.32%), Pharmaceutical (-0.26%). Block trades contributed 0.6% of the overall market turnover. Bangladesh Export Import Company Ltd. (-1.0%) was the most traded share with a turnover of BDT 1,014 million.



Index	Closing	Opening	Point Δ	%Δ	YTD %Δ
DSEX	6,752.87	6,750.40	+2.47	+0.04%	-0.1%
DS30	2,466.74	2,469.44	-2.70	-0.11%	-2.6%
DSES	1,456.81	1,456.43	+0.39	+0.03%	+1.8%
CDSET	1,339.44	1,341.08	-1.64	-0.12%	-1.4%

	Advanced	Declined	Unchanged	Total
All Category	143	171	65	379
A Category (Equity)	108	112	43	263
B Category (Equity)	26	44	17	87
N Category (Equity)	1	3	1	5
Z Category (Equity)	8	12	4	24
Mutual Funds	4	10	20	34
Corporate Bonds	1	1	1	3

		Today	Last Day	Daily %Δ
Mcap	Mn BDT	5,382,633	5,385,437	-0.1%
	Mn USD	62,589	62,621	
Turnover	Mn BDT	8,296	8,632	-3.9%
	Mn USD	96	100	
Volume	Mn Shares	183	197	-6.8%
No. of Trade		140,612	154,544	-9.0%

Figure: Sectorial Turnover (BDT)

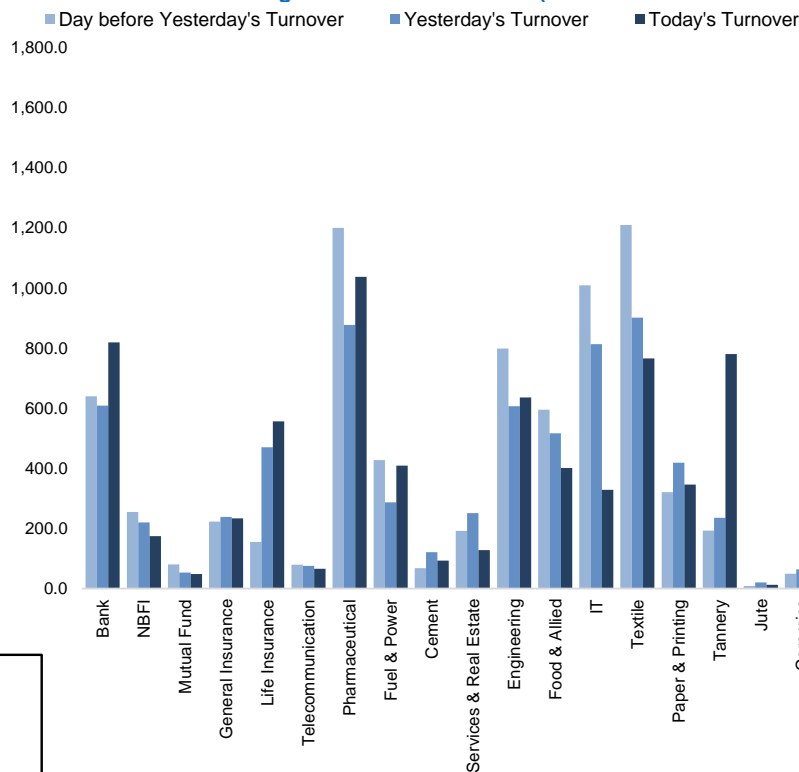
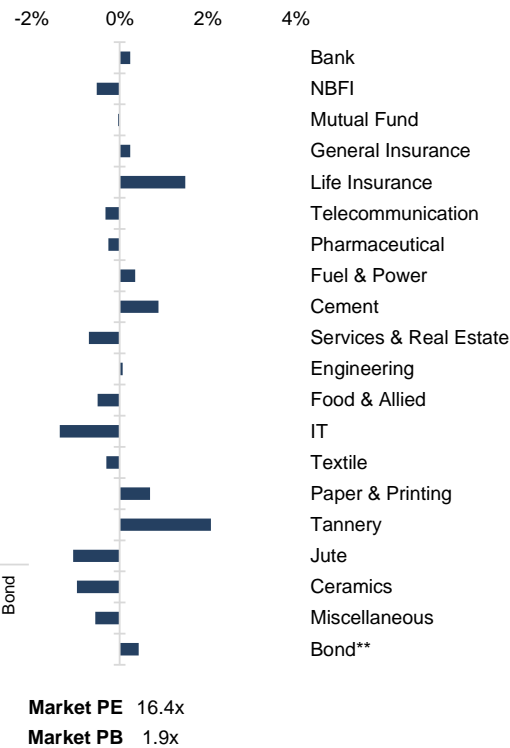


Figure: Sectorial Mcap Change



<b>Fahim Hassan</b> Research Associate (880) 1709636546 fahim.hassan@bracepl.com	<b>Md. Mahmudul Hasan</b> Junior Research Associate (880) 1708805201 mmahmudul.hasan@bracepl.com
---	---

Sector Index	Closing	Opening	Points Δ	%Δ	No. of Companies	Mcap (BDT Mn)	% of Total Mcap	Turnover (BDT Mn)	% of Total Turnover	PE	PB	Top Twenty Market Cap	Mcap (BDT Mn)	% of Total Mcap	Turnover (BDT Mn)	PE	PB
Bank	1,569	1,566	+3.81	+0.24%	33	726,678	15.2%	818.8	10.1%	8.0x	0.8x	GP	439,658	9.2%	20.6	12.9x	8.8x
NBFI	2,038	2,048	-10.69	-0.52%	23	198,493	4.1%	174.6	2.2%	NM	3.6x	WALTONHIL	328,283	6.9%	1.8	22.7x	3.5x
Mutual Fund	898	899	-0.36	-0.04%	36	40,028	0.8%	48.0	0.6%	NM	0.8x	BATBC	316,494	6.6%	42.0	21.1x	8.6x
General Insurance	3,896	3,887	+9.33	+0.24%	40	114,166	2.4%	233.4	2.9%	18.2x	1.9x	SQURPHARMA	194,753	4.1%	48.1	10.9x	2.0x
Life Insurance	2,687	2,648	+39.41	+1.49%	13	75,840	1.6%	556.2	6.9%	NM	NM	ROBI	177,042	3.7%	38.0	99.4x	2.7x
Telecommunication	5,515	5,533	-17.86	-0.32%	3	651,215	13.6%	65.9	0.8%	17.1x	5.1x	UPGDCL	145,446	3.0%	3.3	11.9x	4.9x
Pharmaceutical	3,900	3,910	-10.01	-0.26%	32	727,366	15.2%	1,036.7	12.8%	18.2x	2.7x	RENATA	144,175	3.0%	24.2	26.7x	5.3x
Fuel & Power	1,830	1,824	+6.44	+0.35%	23	477,605	10.0%	408.8	5.1%	11.7x	1.2x	BEXIMCO	138,108	2.9%	1,014.3	11.0x	1.9x
Cement	2,570	2,548	+22.56	+0.89%	7	126,715	2.6%	92.9	1.1%	19.2x	2.6x	ICB	85,094	1.8%	8.7	44.2x	1.9x
Services & Real Estate	1,455	1,465	-10.22	-0.70%	8	55,510	1.2%	127.9	1.6%	NM	1.1x	LHBL	83,735	1.8%	76.1	21.6x	4.2x
Engineering	4,728	4,724	+3.30	+0.07%	42	552,953	11.6%	635.6	7.9%	18.7x	2.0x	BERGERPBL	81,370	1.7%	1.1	26.9x	7.4x
Food & Allied	23,805	23,924	-119.09	-0.50%	21	420,754	8.8%	401.2	5.0%	26.2x	9.0x	BXPHARMA	81,326	1.7%	133.0	13.3x	2.1x
IT	3,281	3,326	-45.34	-1.36%	11	41,334	0.9%	328.2	4.1%	33.1x	2.9x	MARICO	73,776	1.5%	1.1	21.4x	28.5x
Textile	1,636	1,641	-4.98	-0.30%	58	176,474	3.7%	765.2	9.5%	30.0x	1.1x	BRACBANK	69,609	1.5%	72.0	12.7x	1.2x
Paper & Printing	9,718	9,651	+66.37	+0.69%	6	35,008	0.7%	346.1	4.3%	NM	2.4x	BEACONPHAR	52,922	1.1%	7.5	45.2x	9.4x
Tannery	3,789	3,712	+77.05	+2.08%	6	40,123	0.8%	780.2	9.7%	NM	4.0x	ISLAMIBANK	52,325	1.1%	18.1	9.7x	0.8x
Jute	8,811	8,905	-94.24	-1.06%	3	2,044	0.0%	12.0	0.1%	NM	24.2x	DUTCHBANGL	48,639	1.0%	40.6	8.7x	1.3x
Ceramics	672	678	-6.59	-0.97%	5	30,050	0.6%	50.3	0.6%	29.4x	1.9x	POWERGRID	43,049	0.9%	31.3	12.4x	0.5x
Miscellaneous	4,711	4,737	-26.12	-0.55%	14	259,091	5.4%	1,199.5	14.8%	14.5x	2.3x	SUMITPOWER	41,861	0.9%	51.8	8.8x	1.2x
Bond**	89	89	+0.39	+0.43%	8	32,923	0.7%	0.8	0.0%	NM	NM	TITASGAS	39,173	0.8%	17.9	11.5x	0.6x

Top Ten Gainers	Close Price (BDT)	Δ%	Turnover (BDT Mn)	PE	PB	Top Twenty Free Float Mcap	Free Float Mcap (BDT Mn)	% of Total Free Float Mcap	PE	PB	Most Traded Share	Close Price (BDT)	Δ%	Turnover (BDT Mn)	PE	PB
KPCL	35.0	+9.7%	97.8	NM	1.6x	SQURPHARMA	127,427	7.0%	10.9x	2.0x	BEXIMCO	157.6	-1.0%	1,014.3	11.0x	1.9x
OIMEX	21.1	+8.2%	49.7	NM	1.7x	BEXIMCO	92,049	5.1%	11.0x	1.9x	FORTUNE	126.6	+3.8%	737.2	43.4x	8.3x
MEGHNACEM	76.0	+8.1%	5.6	28.3x	1.2x	BATBC	83,713	4.6%	21.1x	8.6x	ORIONPHARM	106.6	+3.7%	452.9	26.6x	1.3x
QUASEMIND	55.0	+7.0%	54.9	NM	1.8x	RENATA	70,256	3.9%	26.7x	5.3x	PREMIERBAN	17.3	+1.8%	296.0	5.1x	0.8x
GEMINISEA	482.0	+6.2%	90.5	37.7x	79.7x	BXPHARMA	56,782	3.1%	13.3x	2.1x	SONALIPAPR	813.9	-1.9%	204.7	72.0x	3.3x
MITHUNKNIT	17.6	+6.0%	3.2	NM	5.5x	GP	43,966	2.4%	12.9x	8.8x	FAREASTLIF	96.7	+4.2%	169.1	NM	NM
MEGHNALIFE	79.0	+5.8%	21.7	NM	NM	BRACBANK	37,422	2.1%	12.7x	1.2x	DELTALIFE	157.1	+0.5%	161.5	NM	NM
BPML	58.9	+5.0%	89.4	22.0x	1.3x	BEACONPHAR	37,045	2.0%	45.2x	9.4x	BDCOM	40.9	-1.9%	157.2	29.4x	2.7x
HAKKANIPUL	60.8	+4.5%	14.0	NM	2.5x	LHBL	29,575	1.6%	21.6x	4.2x	BXPHARMA	182.3	-0.4%	133.0	13.3x	2.1x
APEXFOODS	222.4	+4.5%	35.6	NM	1.9x	EBL	26,373	1.4%	7.0x	1.2x	BSC	111.7	+0.5%	131.4	9.9x	1.6x

Top Ten Losers	Close Price (BDT)	Δ%	Turnover (BDT Mn)	PE	PB	Top Twenty Free Float Mcap	Free Float Mcap (BDT Mn)	% of Total Free Float Mcap	PE	PB	Block Trade	Maximum Price (BDT)	Minimum Price (BDT)	No. of Trade	Quantity ('000)	Turnover (BDT Mn)
VFSTDL	24.7	-2.0%	117.2	16.2x	1.3x	ROBI	17,704	1.0%	99.4x	2.7x	BDCOM	41.0	41.0	3.0	1,486	60.93
BDWELDING	19.8	-2.0%	4.2	NM	1.7x	OLYMPIC	17,326	1.0%	16.4x	3.1x	RENATA	1,350.1	1,350.1	1.0	22	29.03
JUTESPINN	129.3	-2.0%	0.4	NM	NM	NBL	17,271	0.9%	6.6x	0.4x	IBNSINA	290.1	290.1	1.0	100	29.01
ATLASBANG	125.2	-2.0%	1.6	NM	1.0x	ORIONPHARM	16,967	0.9%	26.6x	1.3x	KTL	41.0	41.0	3.0	492	20.17
IPDC	35.1	-2.0%	2.8	14.8x	2.1x	BSRMLTD	16,564	0.9%	5.7x	0.8x	AL-HAJTEX	101.0	100.9	3.0	116	11.71
ENVOYTEX	45.4	-1.9%	3.4	28.9x	1.2x	ALARABANK	16,528	0.9%	10.3x	1.2x	FORTUNE	122.0	121.7	3.0	89	10.84
DULAMIACOT	55.7	-1.9%	0.7	NM	NM	SUMITPOWER	15,401	0.8%	8.8x	1.2x	RDFOOD	59.5	58.6	4.0	150	8.88
CAPMIBLMF	15.3	-1.9%	3.4	NM	1.7x						ORIONPHARM	108.0	102.5	4.0	74	7.81
ACMEPL	35.7	-1.9%	39.4	20.2x	2.0x						NAHEEACP	63.6	63.6	1.0	100	6.36
BDCOM	40.9	-1.9%	157.2	29.4x	2.7x						SONALIPAPR	813.0	813.0	2.0	6	4.63

\*NBFI Sector PE calculation methodology has been modified to reflect positive earnings only.

\*\* The base of the Bond index starts at 100, starting from Jan 13, 2022

Block Trade	Maximum Price (BDT)	Minimum Price (BDT)	Turnover (BDT Mn)	Quantity ('000)	No. of Trade
BDCOM	41.0	41.0	60.9	1,486	3
RENATA	1,350.1	1,350.1	29.0	22	1
IBNSINA	290.1	290.1	29.0	100	1
KTL	41.0	41.0	20.2	492	3
AL-HAJTEX	101.0	100.9	11.7	116	3
FORTUNE	122.0	121.7	10.8	89	3
RDFOOD	59.5	58.6	8.9	150	4
ORIONPHARM	108.0	102.5	7.8	74	4
NAHEEACP	63.6	63.6	6.4	100	1
SONALIPAPR	813.0	813.0	4.6	6	2
SHEPHERD	30.6	30.6	3.9	128	3
ANLIMAYARN	39.1	39.1	3.0	78	2
MALEKSPIN	30.5	30.5	2.3	75	1
HRTEX	71.5	71.5	2.0	28	1
PROVATIINS	120.0	116.0	1.7	15	2
BPML	56.4	56.4	1.7	30	1
ECABLES	150.9	150.9	1.7	11	1
RUPALILIFE	77.0	77.0	1.5	20	1
FAREASTLIF	93.0	92.0	1.4	16	2
INTRACO	22.5	22.5	1.1	48	1
BSCCL	209.5	209.5	0.7	3	1
ETL	11.2	11.2	0.6	50	1
<b>Total</b>			<b>213.7</b>		<b>47</b>

**Important DSE News**
**BSRMSTEEL**

H. Akberali & Co. Limited, one of the Corporate Directors of the Company, has further informed that it has completed its buying of 10,00,000 shares of the Company at prevailing market price through Chittagong Stock Exchange as per declaration disseminated on 17.02.2022.

**RNSPIN**

Trading of the shares of the Company will be allowed only in the Spot Market and Block transactions will also be settled as per Spot settlement cycle from 27.03.2022 to 29.03.2022. Trading of the shares of the Company will remain suspended on record date i.e., 30.03.2022 for EGM.

**ENVOYTEX**

Sheltech Ceramics Limited (where Mr. Kutubuddin Ahmed and Mr. Tanvir Ahmed are the Directors (Chairman & Sponsor Director) of Envoy Textiles Limited and they are also the Chairman and Managing Director of Sheltech Ceramics Limited), has further informed that it has completed its buying of 33,64,695 shares of the Company at prevailing market price through Dhaka Stock Exchange Limited as per declaration disseminated on 16.03.2022.

**Upcoming Corporate Events**

DSE Ticker	Right Share	Dividend		Event	Date
		Stock	Cash		
Dutch-Bangla Bank Ltd.	-	10.0%	17.5%	Record Date	28-Mar-22
Linde Bangladesh Limited	-	0.0%	550.0%	Record Date	31-Mar-22
United Insurance Ltd.	-	0.0%	10.0%	Record Date	3-Apr-22
Reckitt Benckiser (Bd.) Ltd.	-	0.0%	1650.0%	Record Date	3-Apr-22
Robi Axiata Limited	-	0.0%	2.0%	Record Date	6-Apr-22
Uttara Bank Limited	-	14.0%	14.0%	Record Date	6-Apr-22
BRAC Bank Ltd.	-	7.5%	7.5%	Record Date	6-Apr-22
Mercantile Bank Ltd.	-	5.0%	12.5%	Record Date	6-Apr-22
Bank Asia Ltd.	-	0.0%	15.0%	Record Date	6-Apr-22
Shahjalal Islami Bank Ltd.	-	5.0%	10.0%	Record Date	6-Apr-22
IFIC Bank Ltd.	-	5.0%	0.0%	Record Date	12-Apr-22
Paramount Insurance Company Ltd.	-	0.0%	10.0%	Record Date	28-Apr-22

**Disclaimer:** This report has been prepared by BRAC EPL Stock Brokerage Ltd and is provided for information purposes. It is not, under any circumstances, to be used or considered as an offer to sell, or a solicitation of any offer to buy. Reasonable care has been taken to ensure that the information is not untrue and misleading. BRAC EPL Stock Brokerage Ltd makes no representation or warranty as to the accuracy or completeness of such information. All opinions and estimates included in this report constitute our judgment as of this date and are subject to change without notice.