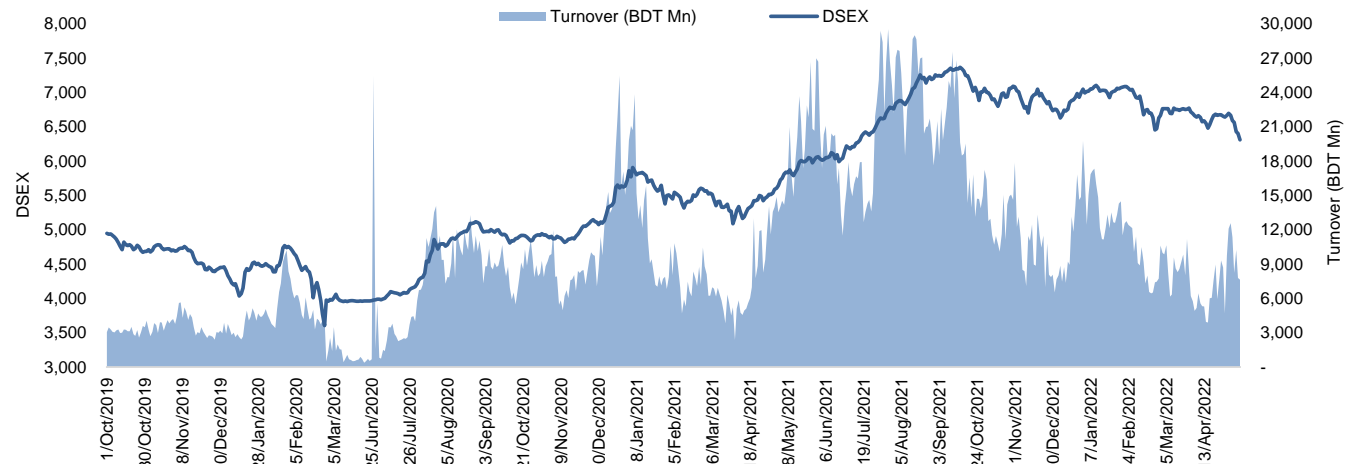


Daily Market Update

The market closed in red today. The benchmark index DSEX (-1.46%) lost 93.59 points and closed at 6,309.92. The blue-chip index DS30 (-1.15%), the Shariah-based index DSES (-1.23%), and the large-cap index CDSET (-0.99%) closed at 2,336.49, 1,391.51, and 1,276.80 points, respectively. All the large-cap sectors posted negative performance today. NBF1 experienced the highest loss of 1.84% followed by Engineering (-1.79%), Pharmaceutical (-1.15%), Food & Allied (-1.10%), Fuel & Power (-1.07%), Telecommunication (-0.75%), and Bank (-0.19%), respectively. Block trades contributed 0.8% of the overall market turnover. Bangladesh Export Import Company Ltd. (-2.8%) was the most traded share with a turnover of BDT 540 million.



Index	Closing	Opening	Point Δ	%Δ	YTD %Δ
DSEX	6,309.92	6,403.51	-93.59	-1.46%	-6.6%
DS30	2,336.49	2,363.67	-27.18	-1.15%	-7.7%
DSES	1,391.51	1,408.77	-17.26	-1.23%	-2.8%
CDSET	1,276.80	1,289.56	-12.76	-0.99%	-6.1%

	Advanced	Declined	Unchanged	Total
All Category	42	310	29	381
A Category (Equity)	28	213	21	262
B Category (Equity)	8	79	3	90
N Category (Equity)	1	5	0	6
Z Category (Equity)	5	13	5	23
Mutual Funds	5	20	10	35
Corporate Bonds	0	1	3	4

		Today	Last Day	Daily %Δ
Mcap	Mn BDT	5,134,933	5,194,283	-1.1%
	Mn USD	59,709	60,399	
Turnover	Mn BDT	7,629	7,798	-2.2%
	Mn USD	89	91	
Volume	Mn Shares	206	210	-1.7%
No. of Trade		177,420	183,823	-3.5%

Figure: Sectorial Turnover (BDT)

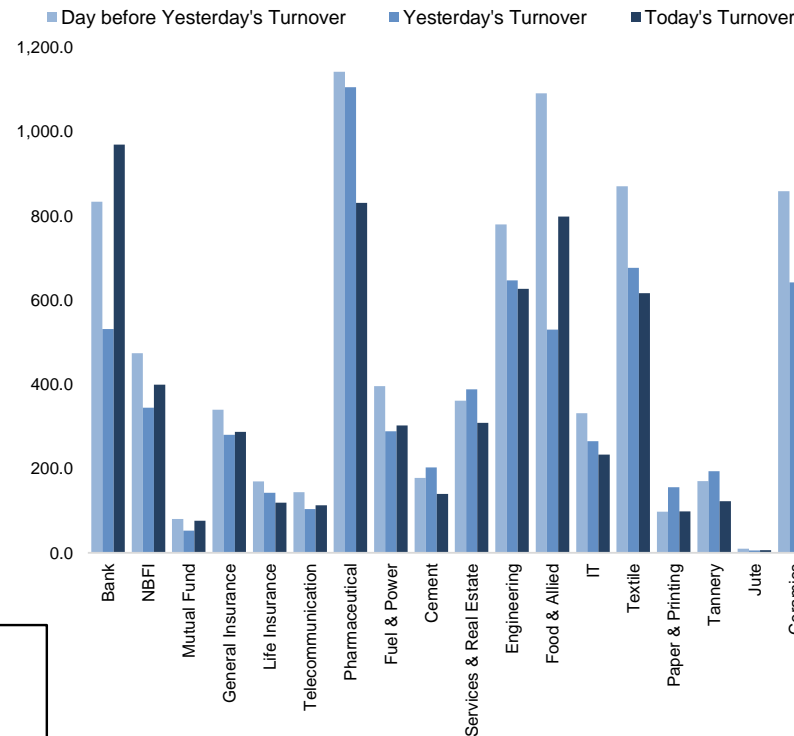
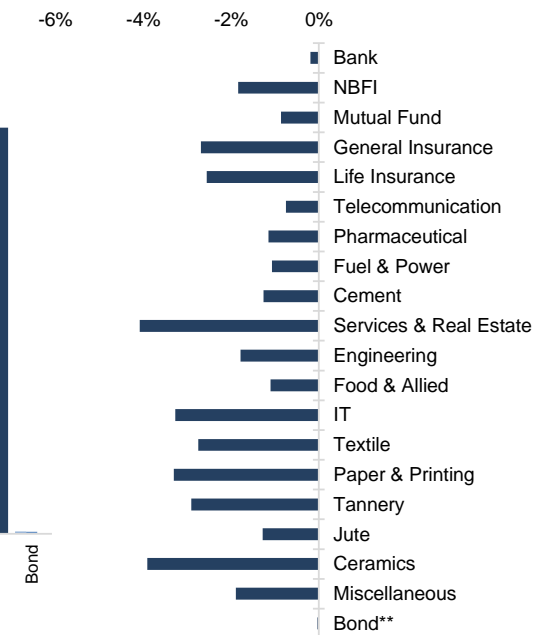


Figure: Sectorial Mcap Change



Fahim Hassan
Research Associate

(880) 1709636546
fahim.hassan@bracepl.com

Billal Hossain
Research Associate

(880) 1708805229
billal.hossain@bracepl.com

Market PE 15.8x
Market PB 1.7x

Sector Index	Closing	Opening	Points Δ	%Δ	No. of Companies	Mcap (BDT Mn)	% of Total Mcap	Turnover (BDT Mn)	% of Total Turnover	PE	PB	Top Twenty Market Cap	Mcap (BDT Mn)	% of Total Mcap	Turnover (BDT Mn)	PE	PB
Bank	1,430	1,433	-2.76	-0.19%	33	657,044	14.6%	969.5	13.0%	7.8x	0.8x	GP	410,491	9.1%	64.1	12.3x	7.1x
NBFI	1,914	1,949	-35.82	-1.84%	23	188,270	4.2%	399.3	5.3%	NM	3.4x	WALTONHIL	331,040	7.3%	2.7	23.1x	3.4x
Mutual Fund	853	861	-7.40	-0.86%	36	37,768	0.8%	76.4	1.0%	NM	0.8x	BATBC	295,758	6.6%	71.3	19.4x	9.0x
General Insurance	3,310	3,401	-91.38	-2.69%	40	97,244	2.2%	287.2	3.8%	15.5x	1.6x	SQURPHARMA	192,803	4.3%	81.0	10.4x	1.9x
Life Insurance	2,231	2,289	-58.47	-2.55%	13	62,662	1.4%	119.1	1.6%	NM	NM	ROBI	158,186	3.5%	34.4	86.3x	2.4x
Telecommunication	5,117	5,155	-38.67	-0.75%	3	603,241	13.4%	113.1	1.5%	16.1x	4.4x	RENATA	144,839	3.2%	16.1	26.2x	5.1x
Pharmaceutical	3,793	3,837	-44.08	-1.15%	32	711,964	15.8%	831.2	11.1%	17.5x	2.5x	UPGDCL	144,054	3.2%	3.7	11.7x	4.4x
Fuel & Power	1,764	1,783	-19.00	-1.07%	23	460,142	10.2%	302.1	4.0%	11.4x	1.2x	BEXIMCO	118,215	2.6%	540.0	8.2x	1.5x
Cement	2,527	2,559	-32.29	-1.26%	7	123,721	2.7%	140.1	1.9%	25.5x	2.7x	LHBL	85,709	1.9%	121.8	22.6x	4.8x
Services & Real Estate	1,393	1,453	-59.31	-4.08%	8	52,966	1.2%	308.7	4.1%	86.6x	1.0x	BERGERPBL	81,240	1.8%	0.8	26.9x	7.3x
Engineering	4,658	4,743	-84.68	-1.79%	42	544,622	12.1%	626.6	8.4%	18.9x	1.9x	ICB	77,842	1.7%	6.9	44.1x	1.7x
Food & Allied	22,091	22,337	-246.00	-1.10%	21	392,735	8.7%	798.4	10.7%	23.7x	9.2x	MARICO	73,553	1.6%	2.2	20.7x	27.4x
IT	2,727	2,819	-92.16	-3.27%	11	34,511	0.8%	233.4	3.1%	28.0x	2.4x	BXPBARMA	67,363	1.5%	58.9	11.7x	1.7x
Textile	1,487	1,529	-41.95	-2.74%	58	160,645	3.6%	616.3	8.3%	22.7x	1.0x	BEACONPHAR	66,135	1.5%	35.4	70.7x	11.3x
Paper & Printing	8,891	9,195	-303.68	-3.30%	6	31,813	0.7%	98.5	1.3%	NM	2.2x	BRACBANK	62,091	1.4%	21.8	11.7x	1.1x
Tannery	3,487	3,591	-104.25	-2.90%	6	37,215	0.8%	122.6	1.6%	52.6x	3.7x	ISLAMIBANK	55,384	1.2%	515.6	11.2x	0.8x
Jute	8,054	8,159	-104.41	-1.28%	3	1,854	0.0%	6.4	0.1%	NM	28.1x	DUTCHBANGL	40,986	0.9%	5.1	7.1x	1.1x
Ceramics	698	727	-28.39	-3.91%	5	31,456	0.7%	456.2	6.1%	29.5x	1.9x	POWERGRID	40,412	0.9%	23.6	11.0x	0.4x
Miscellaneous	4,447	4,532	-85.51	-1.89%	15	246,952	5.5%	964.6	12.9%	12.4x	2.1x	SUMITPOWER	39,618	0.9%	11.8	9.4x	1.1x
Bond**	87	87	-0.03	-0.03%	8	32,399	0.7%	0.9	0.0%	NM	NM	TITASGAS	36,700	0.8%	13.7	11.0x	0.5x

Top Ten Gainers	Close Price (BDT)	Δ%	Turnover (BDT Mn)	PE	PB	Top Twenty Free Float Mcap	Free Float Mcap (BDT Mn)	% of Total Free Float Mcap	PE	PB	Most Traded Share	Close Price (BDT)	Δ%	Turnover (BDT Mn)	PE	PB
SALAMCRST	30.0	+9.5%	43.9	75.0x	1.6x	SQURPHARMA	126,151	7.5%	10.4x	1.9x	BEXIMCO	134.9	-2.8%	540.0	8.2x	1.5x
BANGAS	159.2	+8.2%	133.1	NM	7.5x	BEXIMCO	78,791	4.7%	8.2x	1.5x	ISLAMIBANK	34.4	+4.2%	515.6	11.2x	0.8x
BIFC	6.9	+6.2%	0.0	NM	NM	BATBC	78,228	4.6%	19.4x	9.0x	SPCERAMICS	42.6	-4.9%	319.4	95.6x	1.3x
BDTHAIFOOD	39.1	+5.4%	78.2	60.3x	2.7x	RENATA	70,580	4.2%	26.2x	5.1x	JHRML	83.9	-5.0%	281.6	40.3x	2.7x
BEACHHATCH	41.7	+5.0%	47.5	NM	4.3x	BXPBARMA	47,033	2.8%	11.7x	1.7x	SALVOCHEM	65.3	-0.3%	172.3	27.1x	4.4x
ICBAGRANI1	9.1	+4.6%	1.8	NM	1.2x	BEACONPHAR	46,295	2.7%	70.7x	11.3x	RDFOOD	52.6	-4.9%	161.1	35.3x	3.4x
ISLAMIBANK	34.4	+4.2%	515.6	11.2x	0.8x	GP	41,049	2.4%	12.3x	7.1x	IPDC	46.5	-4.9%	156.6	19.2x	2.6x
BEACONPHAR	286.3	+2.8%	35.4	70.7x	11.3x	BRACBANK	33,380	2.0%	11.7x	1.1x	BANGAS	159.2	+8.2%	133.1	NM	7.5x
JUTESPINN	126.9	+2.8%	0.1	NM	NM	LHBL	30,273	1.8%	22.6x	4.8x	ACIFORMULA	191.1	-5.0%	132.7	32.4x	2.9x
SEMLIBLSF	8.7	+2.4%	0.8	NM	1.0x	ISLAMIBANK	26,961	1.6%	11.2x	0.8x	LHBL	73.8	-1.2%	121.8	22.6x	4.8x

Top Ten Losers	Close Price (BDT)	Δ%	Turnover (BDT Mn)	PE	PB	Block Trade	Maximum Price (BDT)	Minimum Price (BDT)	No. of Trade	Quantity ('000)	Turnover (BDT Mn)
JHRML	83.9	-5.0%	281.6	40.3x	2.7x	SALVOCHEM	65.6	63.0	6.0	469	30.48
ACIFORMULA	191.1	-5.0%	132.7	32.4x	2.9x	FORTUNE	117.1	113.0	3.0	220	25.08
DELTA LIFE	116.6	-5.0%	31.8	NM	NM	KTL	33.7	33.0	3.0	423	14.02
ADNTEL	63.8	-4.9%	51.3	24.7x	2.4x	ACIFORMULA	205.0	202.1	5.0	63	12.82
SPCERAMICS	42.6	-4.9%	319.4	95.6x	1.3x	GSPFINANCE	30.9	29.5	5.0	350	10.53
IPDC	46.5	-4.9%	156.6	19.2x	2.6x	ADNTEL	70.0	66.9	2.0	134	9.29
GENEXIL	91.2	-4.9%	45.4	26.8x	4.9x	IPDC	53.6	49.9	7.0	170	9.04
NAHEEACP	62.1	-4.9%	37.8	21.3x	3.3x	SQURPHARMA	218.2	218.2	1.0	30	6.55
ZEALBANGLA	157.4	-4.9%	2.7	NM	NM	YPL	23.1	22.3	2.0	285	6.43
ASIAINS	56.4	-4.9%	18.1	18.2x	2.1x	NRBCBANK	27.0	24.1	2.0	200	5.26

*NBFI Sector PE calculation methodology has been modified to reflect positive earnings only.

** The base of the Bond index starts at 100, starting from Jan 13, 2022

Block Trade	Maximum Price (BDT)	Minimum Price (BDT)	Turnover (BDT Mn)	Quantity ('000)	No. of Trade
SALVOCHEM	65.6	63.0	30.5	469	6
FORTUNE	117.1	113.0	25.1	220	3
KTL	33.7	33.0	14.0	423	3
ACIFORMULA	205.0	202.1	12.8	63	5
GSPFINANCE	30.9	29.5	10.5	350	5
ADNTEL	70.0	66.9	9.3	134	2
IPDC	53.6	49.9	9.0	170	7
SQURPHARMA	218.2	218.2	6.5	30	1
YPL	23.1	22.3	6.4	285	2
NRBCBANK	27.0	24.1	5.3	200	2
BANGAS	161.8	153.0	4.0	25	3
BEACONPHAR	275.1	275.0	3.6	13	2
ROBI	31.8	31.8	2.2	70	1
FAREASTLIF	88.3	81.0	2.1	26	2
ACI	297.0	297.0	2.0	7	1
GENEXIL	101.0	99.7	2.0	20	2
VFSTD	24.6	24.6	1.7	69	2
RDFOOD	55.0	55.0	1.7	30	1
SPCERAMICS	42.6	42.6	1.5	36	1
LOVELLO	44.5	44.5	1.3	30	1
BEACHHATCH	39.9	39.9	1.2	30	1
MERCANBANK	13.8	13.8	1.0	76	1
Total			159.0		61

Upcoming Corporate Events

DSE Ticker	Right Share	Dividend		Event	Date
		Stock	Cash		
First Security Islami Bank Limited	-	5.0%	5.0%	Record Date	19-May-22
Sena Kalyan Insurance Company Limited	-	0.0%	12.0%	Record Date	22-May-22
Dhaka Insurance Limited	-	0.0%	25.0%	Record Date	22-May-22
Mutual Trust Bank Ltd.	-	10.0%	0.0%	Record Date	23-May-22
Bata Shoe Company (Bangladesh) Limited	-	0.0%	25.0%	Record Date	23-May-22
Agrani Insurance Co. Ltd.	-	0.0%	15.0%	Record Date	23-May-22
Continental Insurance Ltd.	-	0.0%	12.0%	Record Date	24-May-22
Standard Insurance Limited	-	0.0%	13.0%	Record Date	24-May-22
Dhaka Bank Ltd.	-	0.0%	12.0%	Record Date	24-May-22
AB Bank Limited	-	3.0%	2.0%	Record Date	24-May-22
Crystal Insurance Company Limited	-	0.0%	10.0%	Record Date	24-May-22
Peoples Insurance Company Ltd.	-	0.0%	12.5%	Record Date	25-May-22
Bangladesh National Insurance Company Limited	-	0.0%	18.0%	Record Date	25-May-22
Phoenix Insurance Company Ltd.	-	0.0%	15.0%	Record Date	25-May-22
Pioneer Insurance Comapny Ltd.	-	10.0%	25.0%	Record Date	25-May-22
Asia Pacific General Insurance Co. Ltd.	-	0.0%	18.0%	Record Date	26-May-22
Central Insurance Company Ltd.	-	0.0%	18.0%	Record Date	26-May-22

Important DSE News
SSSTEEL

Consolidated EPS was Tk. 0.63 for January-March 2022 as against Tk. 0.69 for January-March 2021; Consolidated EPS was Tk. 2.00 for July 2021-March 2022 as against Tk. 2.13 for July 2020-March 2021. Consolidated NOCFPS was Tk. (0.37) for January-March 2022 as against Tk. 1.32 for January-March 2021; Consolidated NOCFPS was Tk. 0.42 for July 2021-March 2022 as against Tk. 0.15 for July 2020-March 2021. Consolidated NAV per share (with revaluation) was Tk. 23.71 as on March 31, 2022 and Tk. 23.58 as on June 30, 2021. Consolidated NAV per share (without revaluation) was Tk. 21.29 as on March 31, 2022 and Tk. 20.95 as on June 30, 2021.

DGIC

(Q1 Un-audited): Refer to their earlier news disseminated by DSE on 16.05.2022 regarding Revised EPS for January-March 2022, the Company has further informed that EPS for the period from January-March 2022 would be Tk. 0.50 instead of Tk. 0.49. Other information of the earlier disclosure will remain unchanged.

JAMUNABANK

Mr. Arifur Rahman, one of the Sponsors of the Company, has expressed his intention to sell his entire holding 4,43,382 shares of the company at prevailing market price (in the Block Market) through Dhaka Stock Exchange within next 30 working days.

Disclaimer: This report has been prepared by BRAC EPL Stock Brokerage Ltd and is provided for information purposes. It is not, under any circumstances, to be used or considered as an offer to sell, or a solicitation of any offer to buy. Reasonable care has been taken to ensure that the information is not untrue and misleading. BRAC EPL Stock Brokerage Ltd makes no representation or warranty as to the accuracy or completeness of such information. All opinions and estimates included in this report constitute our judgment as of this date and are subject to change without notice.