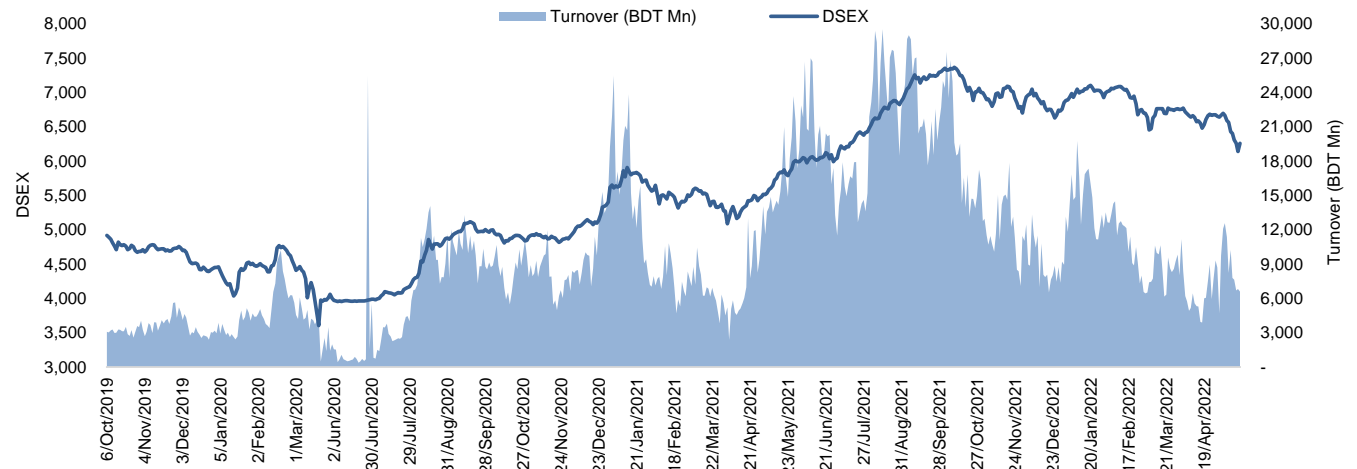


Daily Market Update

The market closed in green today. The benchmark index DSEX (+1.94%) gained 118.86 points and closed at 6,261.55. The blue-chip index DS30 (+1.43%), the Shariah-based index DSES (+1.12%), and the large-cap index CDSET (+1.38%) closed at 2,309.75, 1,376.99, and 1,262.79 points, respectively. All the large-cap sectors posted positive performance today. NBFi booked the highest gain of 3.79% followed by Food & Allied (+2.70%), Fuel & Power (+2.21%), Engineering (+2.21%), Telecommunication (+0.86%), Bank (+0.85%), and Pharmaceutical (+0.64%), respectively. Block trades contributed 0.8% of the overall market turnover. Bangladesh Export Import Company Ltd. (+4.1%) was the most traded share with a turnover of BDT 490 million.



Index	Closing	Opening	Point Δ	%Δ	YTD %Δ
DSEX	6,261.55	6,142.68	+118.86	+1.94%	-7.3%
DS30	2,309.75	2,277.16	+32.59	+1.43%	-8.8%
DSES	1,376.99	1,361.73	+15.26	+1.12%	-3.8%
CDSET	1,262.79	1,245.59	+17.20	+1.38%	-7.1%

	Advanced	Declined	Unchanged	Total
All Category	343	19	14	376
A Category (Equity)	233	14	11	258
B Category (Equity)	83	5	1	89
N Category (Equity)	6	0	0	6
Z Category (Equity)	21	0	2	23
Mutual Funds	29	1	5	35
Corporate Bonds	2	1	2	5

		Today	Last Day	Daily %Δ
Mcap	Mn BDT	5,110,645	5,031,662	
	Mn USD	59,426	58,508	+1.6%
Turnover	Mn BDT	6,589	6,822	-3.4%
	Mn USD	77	79	
Volume	Mn Shares	177	219	-19.5%
No. of Trade		145,708	144,335	+1.0%

Figure: Sectorial Turnover (BDT)

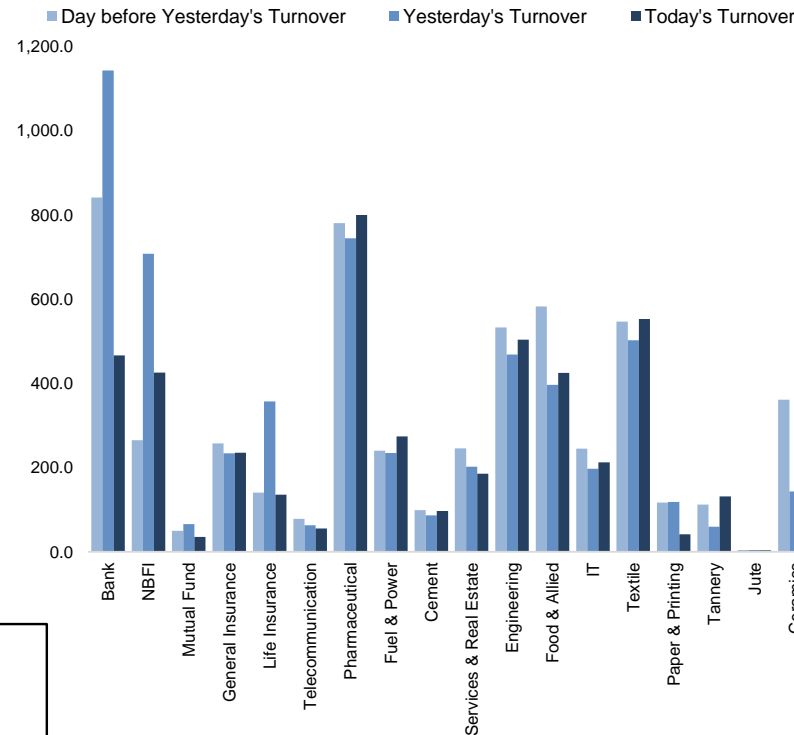
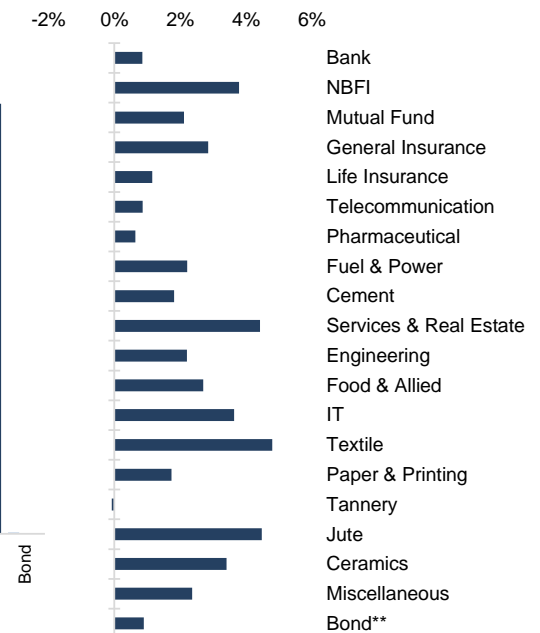


Figure: Sectorial Mcap Change



Market PE 15.7x
Market PB 1.7x

Fahim Hassan Research Associate (880) 1709636546 fahim.hassan@bracepl.com	Billal Hossain Research Associate (880) 1708805229 billal.hossain@bracepl.com
---	---

Sector Index	Closing	Opening	Points Δ	%Δ	No. of Companies	Mcap (BDT Mn)	% of Total Mcap	Turnover (BDT Mn)	% of Total Turnover	PE	PB	Top Twenty Market Cap	Mcap (BDT Mn)	% of Total Mcap	Turnover (BDT Mn)	PE	PB
Bank	1,409	1,397	+11.89	+0.85%	33	647,401	14.4%	466.7	7.7%	7.7x	0.7x	GP	413,057	9.2%	24.0	12.4x	7.1x
NBFI	1,941	1,870	+70.84	+3.79%	23	190,939	4.3%	425.4	7.0%	NM	3.5x	WALTONHIL	331,555	7.4%	5.2	23.2x	3.4x
Mutual Fund	848	831	+17.56	+2.11%	36	37,545	0.8%	35.2	0.6%	NM	0.8x	BATBC	295,218	6.6%	57.1	19.3x	9.0x
General Insurance	3,218	3,128	+89.29	+2.85%	40	94,546	2.1%	235.4	3.9%	15.0x	1.6x	SQURPHARMA	188,282	4.2%	154.1	10.2x	1.9x
Life Insurance	2,238	2,212	+25.54	+1.15%	13	62,850	1.4%	135.4	2.2%	NM	NM	ROBI	156,614	3.5%	12.2	85.4x	2.4x
Telecommunication	5,131	5,087	+43.93	+0.86%	3	604,961	13.5%	55.4	0.9%	16.1x	4.5x	UPGDCL	143,127	3.2%	1.4	11.6x	4.4x
Pharmaceutical	3,752	3,728	+23.81	+0.64%	32	704,310	15.7%	799.6	13.2%	17.4x	2.5x	RENATA	142,352	3.2%	9.7	25.7x	5.0x
Fuel & Power	1,762	1,724	+38.14	+2.21%	23	459,685	10.2%	274.3	4.5%	11.4x	1.2x	BEXIMCO	114,885	2.6%	490.0	8.0x	1.5x
Cement	2,490	2,445	+44.47	+1.82%	7	121,914	2.7%	96.9	1.6%	25.1x	2.6x	LHBL	84,548	1.9%	78.3	22.3x	4.8x
Services & Real Estate	1,399	1,340	+59.37	+4.43%	8	53,175	1.2%	185.4	3.1%	86.9x	1.0x	ICB	79,856	1.8%	5.3	45.2x	1.8x
Engineering	4,668	4,568	+100.83	+2.21%	42	545,853	12.2%	503.9	8.3%	18.9x	1.9x	BERGERPBL	78,944	1.8%	4.0	26.1x	7.1x
Food & Allied	21,942	21,365	+576.78	+2.70%	21	390,086	8.7%	424.9	7.0%	23.6x	9.2x	MARICO	73,915	1.6%	2.3	20.8x	27.5x
IT	2,700	2,605	+94.76	+3.64%	11	34,170	0.8%	212.2	3.5%	27.8x	2.4x	BEACONPHAR	67,429	1.5%	48.3	72.1x	11.6x
Textile	1,507	1,438	+68.98	+4.80%	58	162,886	3.6%	553.2	9.1%	23.1x	1.0x	BXPBARMA	66,917	1.5%	67.5	11.7x	1.7x
Paper & Printing	8,434	8,290	+143.88	+1.74%	6	30,177	0.7%	41.2	0.7%	NM	2.1x	BRACBANK	58,471	1.3%	88.3	11.0x	1.1x
Tannery	3,409	3,412	-2.55	-0.07%	6	36,387	0.8%	131.4	2.2%	51.4x	3.6x	ISLAMIBANK	52,808	1.2%	7.0	10.7x	0.8x
Jute	8,002	7,659	+343.09	+4.48%	3	1,842	0.0%	3.2	0.1%	NM	27.9x	POWERGRID	40,412	0.9%	18.2	11.0x	0.4x
Ceramics	690	667	+22.75	+3.41%	5	31,072	0.7%	473.9	7.8%	29.1x	1.9x	DUTCHBANGL	40,354	0.9%	3.8	7.0x	1.1x
Miscellaneous	4,363	4,262	+100.97	+2.37%	15	242,305	5.4%	1,021.2	16.8%	12.1x	2.0x	SUMITPOWER	39,832	0.9%	6.4	9.5x	1.1x
Bond**	87	87	+0.78	+0.90%	8	32,682	0.7%	0.9	0.0%	NM	NM	TITASGAS	37,788	0.8%	19.6	11.3x	0.5x

Top Ten Gainers	Close Price (BDT)	Δ%	Turnover (BDT Mn)	PE	PB	Top Twenty Free Float Mcap	Free Float Mcap (BDT Mn)	% of Total Free Float Mcap	PE	PB	Most Traded Share	Close Price (BDT)	Δ%	Turnover (BDT Mn)	PE	PB
SALAMCRST	34.5	+9.9%	73.5	86.3x	1.9x	SQURPHARMA	123,193	7.3%	10.2x	1.9x	BEXIMCO	131.1	+4.1%	490.0	8.0x	1.5x
MIDASFIN	13.5	+9.8%	1.9	NM	1.6x	BATBC	78,085	4.7%	19.3x	9.0x	SPCERAMICS	39.6	+2.9%	386.1	88.9x	1.2x
PTL	77.2	+9.7%	31.8	16.3x	2.7x	BEXIMCO	76,571	4.6%	8.0x	1.5x	JHRML	82.1	+7.6%	269.3	39.5x	2.7x
NFML	18.4	+9.5%	17.0	NM	1.6x	RENATA	69,368	4.1%	25.7x	5.0x	BSC	116.6	+0.1%	213.2	10.3x	1.7x
RSRMSTEEL	17.7	+9.3%	2.5	NM	0.4x	BEACONPHAR	47,200	2.8%	72.1x	11.6x	IPDC	48.3	+5.7%	206.3	20.0x	2.7x
APOLOISPAT	8.3	+9.2%	12.5	NM	0.4x	BXPBARMA	46,721	2.8%	11.7x	1.7x	SQURPHARMA	212.4	-0.7%	154.1	10.2x	1.9x
AMBEEPHA	430.1	+8.7%	0.7	NM	22.1x	GP	41,306	2.5%	12.4x	7.1x	ACIFORMULA	174.9	+1.3%	120.9	29.6x	2.7x
FAREASTFIN	5.1	+8.5%	0.8	NM	4.4x	BRACBANK	31,434	1.9%	11.0x	1.1x	FORTUNE	104.9	-1.5%	119.4	33.8x	6.9x
FIRSTFIN	6.5	+8.3%	5.6	NM	NM	LHBL	29,862	1.8%	22.3x	4.8x	ORIONPHARM	90.1	+3.0%	106.4	22.0x	1.1x
FINEFOODS	42.6	+8.1%	2.0	NM	4.0x	ISLAMIBANK	25,707	1.5%	10.7x	0.8x	RDFOOD	45.5	-4.2%	106.3	30.5x	3.0x

Top Ten Losers	Close Price (BDT)	Δ%	Turnover (BDT Mn)	PE	PB	Block Trade	Maximum Price (BDT)	Minimum Price (BDT)	No. of Trade	Quantity ('000)	Turnover (BDT Mn)
BANGAS	136.9	-4.8%	59.0	NM	6.5x	IPDC	47.0	43.5	9.0	2,502	116.29
RDFOOD	45.5	-4.2%	106.3	30.5x	3.0x	FORTUNE	115.0	115.0	2.0	781	89.84
DHAKAINS	54.7	-3.7%	5.5	15.0x	1.6x	UTTARABANK	23.0	23.0	2.0	2,620	60.26
ILFSL	5.5	-3.5%	5.6	NM	NM	SQURPHARMA	216.3	214.5	2.0	203	43.55
BNICL	69.9	-2.5%	4.4	21.0x	3.0x	FIRSTSBANK	10.5	10.5	1.0	3,900	40.95
DELTALIFE	116.5	-1.9%	68.0	NM	NM	NRBCBANK	23.4	23.3	2.0	1,280	29.86
FASFIN	5.1	-1.9%	7.9	NM	NM	APSCLBOND	5,500.0	5,500.0	3.0	5	28.05
SHAHJABANK	19.5	-1.5%	0.9	7.7x	1.0x	BRACBANK	46.1	42.4	4.0	480	20.65
FORTUNE	104.9	-1.5%	119.4	33.8x	6.9x	IBP	17.0	17.0	1.0	1,175	19.97
DBH1STMF	6.9	-1.4%	1.1	NM	0.8x	SALVOCHEM	60.1	60.1	1.0	150	9.02

*NBFI Sector PE calculation methodology has been modified to reflect positive earnings only.

** The base of the Bond index starts at 100, starting from Jan 13, 2022

Block Trade	Maximum Price (BDT)	Minimum Price (BDT)	Turnover (BDT Mn)	Quantity ('000)	No. of Trade
IPDC	47.0	43.5	116.3	2,502	9
FORTUNE	115.0	115.0	89.8	781	2
UTTARABANK	23.0	23.0	60.3	2,620	2
SQURPHARMA	216.3	214.5	43.5	203	2
FIRSTSBANK	10.5	10.5	41.0	3,900	1
NRBCBANK	23.4	23.3	29.9	1,280	2
APSCLBOND	5,500.0	5,500.0	28.1	5	3
BRACBANK	46.1	42.4	20.6	480	4
IBP	17.0	17.0	20.0	1,175	1
SALVOCHEM	60.1	60.1	9.0	150	1
REPUBLIC	47.6	47.6	8.6	180	2
LHBL	75.5	75.5	7.6	100	2
KTL	33.2	32.8	7.1	216	6
HRTEX	75.5	75.5	7.1	94	2
GSPFINANCE	29.5	29.5	6.5	220	2
SPCERAMICS	40.3	40.3	4.4	110	1
NPOLYMER	52.4	52.4	2.8	54	1
ROBI	29.2	29.2	2.1	71	1
GENEXIL	92.9	92.9	1.9	20	1
IFADAUTOS	52.0	52.0	1.6	30	1
BATBC	550.0	550.0	1.2	2	1
PRAGATIINS	57.9	57.9	1.2	20	1
Total			513.6		53

Upcoming Corporate Events

DSE Ticker	Right Share	Dividend		Event	Date
		Stock	Cash		
Continental Insurance Ltd.	-	0.0%	12.0%	Record Date	24-May-22
Standard Insurance Limited	-	0.0%	13.0%	Record Date	24-May-22
Dhaka Bank Ltd.	-	0.0%	12.0%	Record Date	24-May-22
AB Bank Limited	-	3.0%	2.0%	Record Date	24-May-22
Crystal Insurance Company Limited	-	0.0%	10.0%	Record Date	24-May-22
Peoples Insurance Company Ltd.	-	0.0%	12.5%	Record Date	25-May-22
Bangladesh National Insurance Company Limited	-	0.0%	18.0%	Record Date	25-May-22
Phoenix Insurance Company Ltd.	-	0.0%	15.0%	Record Date	25-May-22
Pioneer Insurance Comapny Ltd.	-	10.0%	25.0%	Record Date	25-May-22
Asia Pacific General Insurance Co. Ltd.	-	0.0%	18.0%	Record Date	26-May-22
Central Insurance Company Ltd.	-	0.0%	18.0%	Record Date	26-May-22
Islami Bank Bangladesh Limited	-	0.0%	10.0%	Record Date	26-May-22
Export Import (Exim) Bank of Bangladesh Limited	-	0.0%	10.0%	Record Date	26-May-22
Northern General Insurance Company Ltd.	-	0.0%	10.0%	Record Date	26-May-22
Marico Bangladesh Limited	-	0.0%	200.0%	Record Date	26-May-22
Republic Insurance Company Limited	-	5.0%	10.0%	Record Date	26-May-22
Federal Insurance Company Ltd.	-	0.0%	10.0%	Record Date	29-May-22

Important DSE News
AGNISYSL

The Company has informed that pursuant to all the notifications, directives and letters of Bangladesh Securities and Exchange Commission (BSEC) regarding 30% shareholding by sponsors and directors, the Board of Directors of the Company has decided to appoint Mr. Reaz Islam and Mr. Muhammad Omar Soeb Chowdhury as the directors of the Company nominated by LR Global Bangladesh Asset Management Company Limited. Currently, LR Global Bangladesh Asset Management Company Limited is holding 8.96% of ordinary shares of the total paid-up capital of Agni Systems Limited.

EXIMBANK

Mr. Zubayer Kabir, one of the Sponsors of the Company, has expressed his intention to sell 6,50,000 shares out of his holding 81,82,600 shares of the company at prevailing market price (in the Public Market) through Dhaka Stock Exchange within next 30 working days.

UTTARABANK

Mr. Mohammed Rabiul Hossain, one of the Directors of the company, has further informed that he has completed his buying of 65,000 shares of the company at prevailing market price through Dhaka Stock Exchange as per declaration disseminated on 11.05.2022.

MTB

Mr. Rashed Ahmed Chowdhury, one of the Nominated Directors of the company, has further informed that he has completed his buying of 12,18,700 shares of the company at prevailing market price through Dhaka Stock Exchange as per declaration disseminated on 11.05.2022.

Disclaimer: This report has been prepared by BRAC EPL Stock Brokerage Ltd and is provided for information purposes. It is not, under any circumstances, to be used or considered as an offer to sell, or a solicitation of any offer to buy. Reasonable care has been taken to ensure that the information is not untrue and misleading. BRAC EPL Stock Brokerage Ltd makes no representation or warranty as to the accuracy or completeness of such information. All opinions and estimates included in this report constitute our judgment as of this date and are subject to change without notice.