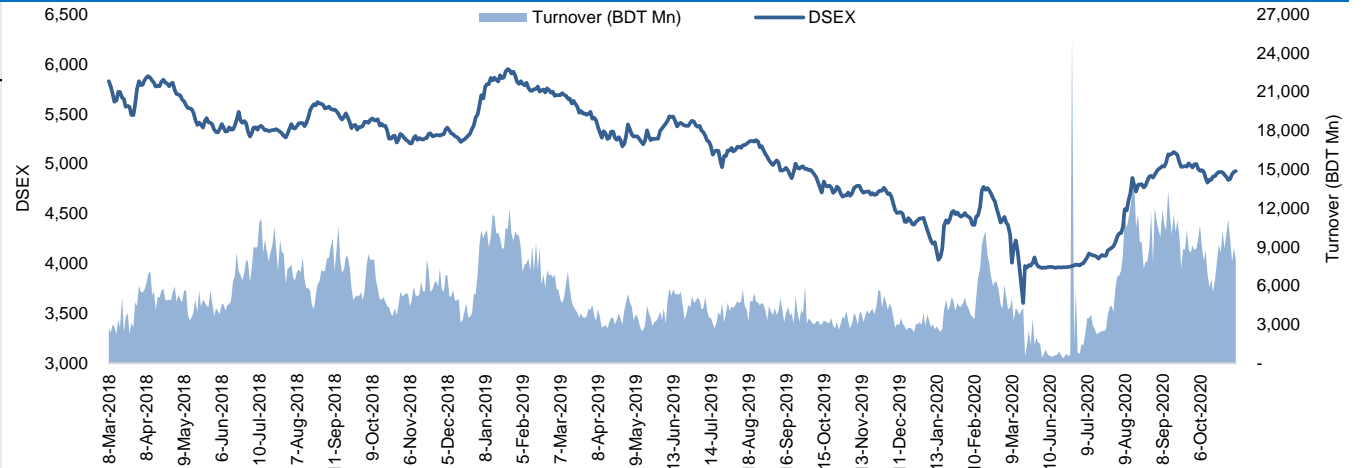


The market closed in green today. The benchmark index DSEX (+0.20%) gained 9.63 points and closed at 4,928.02. The blue-chip index DS30 (+0.20%), the Shariah-based index DSES (+0.30%), and the large-cap index CDSET (+0.25%) closed at 1,702.37, 1,115.55, and 992.73 points, respectively. Large-cap sectors posted mixed performance today. Bank booked the highest gain of 0.58% followed by Pharmaceutical (+0.48%), Fuel & Power (+0.43%) and Food & Allied (+0.01%). Engineering experienced the highest loss of 2.33% followed by NBFI (-1.85%) and Telecommunication (-0.14%). Block trades contributed 1.4% of the overall market turnover. Beximco Pharmaceuticals Ltd. (+2.1%) was the most traded share with a turnover of BDT 741 million.



Index	Closing	Opening	Point Δ	%Δ	YTD %Δ
DSEX	4,928.02	4,918.38	+9.63	+0.20%	+10.7%
DS30	1,702.37	1,698.98	+3.39	+0.20%	+12.5%
DSES	1,115.55	1,112.22	+3.33	+0.30%	+11.6%
CDSEI	992.73	990.21	+2.52	+0.25%	+10.3%

	Advanced	Declined	Unchanged	Total
All Category	110	172	76	358
A Category (Equity)	89	117	55	261
B Category (Equity)	14	29	13	56
N Category (Equity)	2	2	0	4
Z Category (Equity)	5	24	8	37
Mutual Funds	12	15	10	37
Corporate Bonds	1	1	0	2

		Today	Last Day	Daily %Δ
Mcap	Mn BDT	3,950,635	3,956,403	-0.1%
	Mn USD	46,500	46,568	
Turnover	Mn BDT	7,951	8,923	-10.9%
	Mn USD	94	105	
Volume	Mn Shares	334	337	-0.9%
No. of Trade		163,572	180,146	-9.2%

Figure: Sectorial Turnover (BDT Mn)

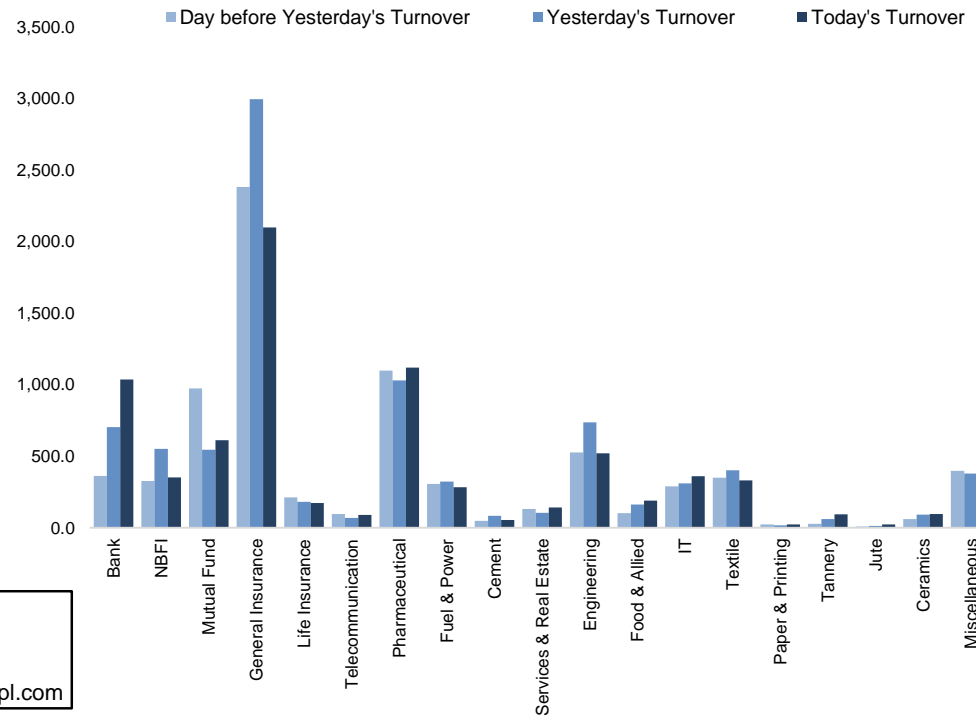
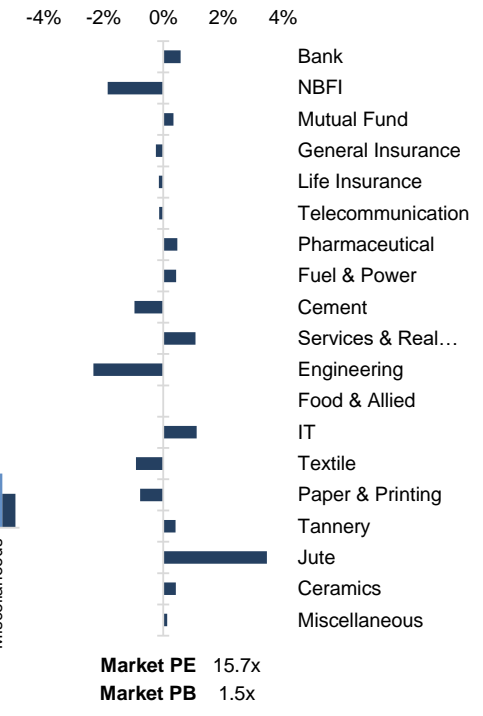


Figure: Sectorial Mcap Change



Market PE 15.7x
Market PB 1.5x

Md. Rafiqul Islam Research Associate (880) 1708805229 mrafiqulislam@bracepl.com
Md Mahirul Quddus Research Associate (880) 1709636546 mmahirul.quddus@bracepl.com

Sector Index	Closing	Opening	Points Δ	%Δ	No. of Companies	Mcap (BDT Mn)	% of Total Mcap	Turnover (BDT Mn)	% of Total Turnover	PE	PB	Top Twenty Market Cap	Mcap (BDT Mn)	% of Total Mcap	Turnover (BDT Mn)	PE	PB
Bank	1,345	1,337	+7.73	+0.58%	30	556,786	16.4%	1,037.0	13.2%	7.8x	0.7x	GP	443,709	13.0%	27.8	12.5x	10.5x
NBFI	1,931	1,968	-36.47	-1.85%	23	174,720	5.1%	351.7	4.5%	95.2x	1.9x	WALTONHIL	205,567	6.0%	69.4	28.0x	2.6x
Mutual Fund	820	817	+2.81	+0.34%	37	41,609	1.2%	612.3	7.8%	NM	0.8x	BATBC	195,462	5.7%	92.5	17.0x	5.2x
General Insurance	3,830	3,840	-9.22	-0.24%	36	91,305	2.7%	2,100.4	26.8%	20.3x	1.8x	SQRPHARMA	170,283	5.0%	54.0	12.7x	2.2x
Life Insurance	2,018	2,021	-2.84	-0.14%	12	53,418	1.6%	172.3	2.2%	NM	NM	UPGDCL	164,686	4.8%	94.2	23.3x	5.0x
Telecommunication	4,587	4,594	-6.42	-0.14%	2	465,839	13.7%	89.6	1.1%	12.7x	9.5x	RENATA	102,418	3.0%	18.3	25.5x	4.7x
Pharmaceutical	2,959	2,945	+14.04	+0.48%	32	559,375	16.4%	1,119.4	14.3%	18.6x	2.4x	ICB	73,368	2.2%	5.3	129.2x	1.7x
Fuel & Power	1,724	1,716	+7.40	+0.43%	20	439,429	12.9%	282.4	3.6%	12.3x	1.4x	MARICO	66,758	2.0%	7.0	22.9x	41.9x
Cement	1,249	1,261	-12.13	-0.96%	7	76,956	2.3%	55.1	0.7%	29.6x	1.9x	BERGERPBL	63,134	1.9%	1.9	28.3x	7.1x
Services & Real Estate	1,035	1,024	+11.10	+1.08%	9	41,805	1.2%	142.1	1.8%	26.0x	0.9x	BRACBANK	56,085	1.6%	172.1	13.2x	1.3x
Engineering	2,976	3,047	-71.14	-2.33%	40	354,677	10.4%	520.1	6.6%	26.4x	1.6x	BXPBARMA	51,708	1.5%	740.9	14.7x	1.6x
Food & Allied	13,203	13,202	+0.74	+0.01%	17	248,795	7.3%	190.5	2.4%	20.8x	5.6x	LHBL	45,410	1.3%	15.5	22.0x	2.7x
IT	2,198	2,173	+24.35	+1.12%	10	24,613	0.7%	359.4	4.6%	21.2x	2.1x	SUMITPOWER	42,715	1.3%	13.7	7.7x	1.3x
Textile	1,072	1,082	-9.90	-0.92%	56	109,890	3.2%	331.0	4.2%	66.1x	0.8x	ISLAMIBANK	42,665	1.3%	9.1	7.6x	0.7x
Paper & Printing	5,154	5,194	-40.34	-0.78%	4	14,535	0.4%	23.4	0.3%	93.0x	1.0x	OLYMPIC	36,549	1.1%	37.0	18.0x	4.4x
Tannery	1,680	1,673	+6.85	+0.41%	6	18,085	0.5%	93.6	1.2%	NM	1.7x	DUTCHBANGL	35,365	1.0%	16.0	7.7x	1.2x
Jute	9,343	9,030	+313.60	+3.47%	3	2,100	0.1%	23.6	0.3%	NM	10.8x	TITASGAS	35,315	1.0%	11.9	9.8x	0.5x
Ceramics	431	429	+1.81	+0.42%	5	22,599	0.7%	96.3	1.2%	57.4x	1.5x	EBL	29,062	0.9%	0.5	7.3x	1.1x
Miscellaneous	1,901	1,899	+2.46	+0.13%	13	107,114	3.1%	237.3	3.0%	27.6x	1.2x	GLAXOSMITH	25,832	0.8%	0.7	28.0x	18.3x
												CITYBANK	25,816	0.8%	95.9	8.3x	0.9x

Top Ten Gainers	Close Price (BDT)	Δ%	Turnover (BDT Mn)	PE	PB
SPCERAMICS	22.0	+10.0%	49.7	104.8x	0.8x
BNICL	49.8	+9.9%	251.4	24.2x	2.5x
AOL	35.9	+9.8%	5.3	25.9x	2.1x
NORTHERN	397.7	+8.3%	17.2	35.1x	4.9x
BDCOM	27.8	+8.2%	63.0	24.2x	1.8x
KEYACOSMET	7.0	+7.7%	46.6	20.9x	0.5x
LIBRAINFU	656.9	+7.5%	6.6	NM	0.5x
ZAHINTEX	6.0	+7.1%	4.0	NM	0.3x
ASIAPACINS	83.4	+6.8%	174.2	45.9x	4.0x
SAPORTL	25.3	+6.8%	44.4	30.1x	0.7x

Top Twenty Free Float Mcap	Free Float Mcap (BDT Mn)	% of Total Free Float Mcap	PE	PB
SQRPHARMA	111,416	8.7%	12.7x	2.2x
BATBC	51,700	4.0%	17.0x	5.2x
RENATA	50,000	3.9%	25.5x	4.7x
BXPBARMA	44,888	3.5%	14.7x	1.6x
GP	44,371	3.4%	12.5x	10.5x
BRACBANK	31,245	2.4%	13.2x	1.3x
OLYMPIC	26,400	2.1%	18.0x	4.4x
ISLAMIBANK	20,785	1.6%	7.6x	0.7x
EBL	20,291	1.6%	7.3x	1.1x
CITYBANK	18,608	1.4%	8.3x	0.9x
PUBALIBANK	17,260	1.3%	10.6x	0.7x
UPGDCL	16,469	1.3%	23.3x	5.0x
LHBL	16,039	1.2%	22.0x	2.7x
SUMITPOWER	15,728	1.2%	7.7x	1.3x
BEXIMCO	15,534	1.2%	43.5x	0.3x
NBL	14,816	1.2%	6.0x	0.4x
BEACONPHAR	12,935	1.0%	48.5x	4.0x
PRIMEBANK	11,620	0.9%	16.4x	0.7x
IFIC	11,455	0.9%	9.7x	0.7x
SOUTHEASTB	11,267	0.9%	8.3x	0.5x

Most Traded Share	Close Price (BDT)	Δ%	Turnover (BDT Mn)	PE	PB
BXPBARMA	127.5	+2.1%	740.9	14.7x	1.6x
BNICL	49.8	+9.9%	251.4	24.2x	2.5x
ASIAPACINS	83.4	+6.8%	174.2	45.9x	4.0x
BRACBANK	42.3	-0.7%	172.1	13.2x	1.3x
ASIAINS	86.0	+5.3%	164.8	29.7x	3.9x
NBL	7.0	+1.4%	157.9	6.0x	0.4x
ADNTEL	44.9	+2.7%	138.0	15.7x	1.8x
IFIC	11.2	+3.7%	137.8	9.7x	0.7x
PEOPLESINS	44.7	+1.4%	136.1	17.9x	1.6x
BEXIMCO	22.2	-	124.7	43.5x	0.3x

Top Ten Losers	Close Price (BDT)	Δ%	Turnover (BDT Mn)	PE	PB
ZEALBANGLA	157.7	-9.9%	3.3	NM	NM
FAMILYTEX	3.0	-9.1%	3.8	NM	0.3x
SHYAMPSUG	62.9	-6.8%	1.2	NM	NM
DULAMIACOT	64.1	-6.6%	0.8	NM	NM
MEGCONMILK	14.0	-5.4%	0.6	NM	NM
SAVAREFR	240.7	-5.3%	2.3	NM	59.6x
JUTESPINN	148.0	-5.2%	1.0	NM	NM
MEGHNAPEP	13.4	-5.0%	0.1	NM	NM
ALLTEX	7.7	-4.9%	0.8	NM	0.7x
RUPALIINS	35.0	-4.6%	76.2	19.9x	1.7x

Block Trade	Maximum Price (BDT)	Minimum Price (BDT)	Turnover (BDT Mn)	Quantity ('000)	No. of
BARKAPOWER	28.1	28.1	1.1	40	1
BATBC	1020	1020	0.5	1	1
BDCOM	26.5	26.5	0.5	20	1
BRACBANK	43.2	43.2	22.5	520	1
CAPMIBLMF	12.8	12.8	2.6	200	1
DBH	84.1	83.4	11.6	138	9
FORTUNE	16.5	16.5	0.5	32	1
GRAMEENS2	15.2	15.2	0.6	39	1
KPCL	52	52	12.9	249	2
PEOPLESINS	45.8	45.8	1.5	33	1

Block Trade	Maximum Price (BDT)	Minimum Price (BDT)	Turnover (BDT Mn)	Quantity ('000)	No. of Trade
PF1STMF	8.3	8.3	0.7	85	1
PROGRESLIF	113	113	1.0	9	1
PROVATIINS	74.5	74.5	0.7	10	1
PTL	64	64	18.6	290	1
SEAPEARL	75.2	75.2	0.6	8	1
SKTRIMS	57.7	56	32.7	567	6
SQURPHARMA	185.5	185.5	3.6	20	1
SSSTEEL	14.6	14.6	1.1	78	1
Total			113.3		32

NFML

(Q1 Un-audited): EPS was Tk. 0.27 for July-September 2020 as against Tk. 0.13 for July-September 2019; NOCFPS was Tk. 0.02 for July-September 2020 as against Tk. 0.05 for July-September 2019. NAV per share was Tk. 13.16 as on September 30, 2020 and Tk. 12.76 as on June 30, 2020.

FIRSTSBANK

Refer to their earlier news disseminated on 28.09.2020 regarding Decision to issue Mudaraba Perpetual Bond, the Company has further informed the Board of Directors has decided to hold an EGM for raising up the Authorized Capital and also approved the conditional conversion features of Perpetual Bonds of BDT 600.00 crore into Common Equity If Bangladesh bank's consolidated CET-1 falls below Bangladesh Bank's requirement of 4.50% and stays below the level for three consecutive quarters. The Board of Directors has decided to increase the Authorized Capital of the Company from BDT10,000.00 million to BDT 30,000.00 million through amendment of the Clause-V of the Memorandum of Association and Article -4 of the Article of Association of the Company subject to approval of Bangladesh Bank. The Board of Directors has also approved the conditional convertibility features of Mudaraba Perpetual Bonds of BDT 600.00 crore into Common shares, If the bank's consolidated CET-1 falls below Bangladesh Bank's requirement (presently 4.50%) and stays below the level for three consecutive quarters. Date of EGM: 21.12.2020, Time: 9:30 AM, Venue: Digital Platform. Record date: 23.11.2020.

MHSML

The Company has informed that an accidental fire hazard happens at Ring Unit of Mozaffar Hossain Spinning Mills Limited. The accident happens at 2.10 AM dated 01.11.2020 and spread at raw cotton stock and initial processing area. After recognizing the fire safety team of Mozaffar Hossain Spinning Mills Limited fire fighting started there as well fire service reached at the affected area immediately. With the help of fire defense fighting service the fire got under control after 2 hours. The approximate loss estimated BDT 5.00 crore. Here, the Company also inform that all the stock & machineries are insurance with insurance company and their appointed surveyor doing the survey to access the total losses.

ALLTEX

The Company has informed that the Board of Directors has decided temporary shutdown of the factory for 45 days from November 02, 2020 to carry out refurbishing and reinstallation of underground gas line. During the reconstruction of the gas work, all production activities will be stopped in the factory of the company. Upon completion of the gas work and recommencement of production in the factory, the company will further inform.

AZIZPIPES

Dividend Declaration (Additional Information): The Company has further informed that the Sponsors hold 338,740 shares out of total 5,347,125 shares of the Company and the cash dividend to be payable to the General shareholders is BDT. 5,00,838.50.

ESQUIRENT

The Board of Directors has recommended 15% cash dividend for the year ended on June 30, 2020. Date of AGM: 11.02.2021, Time: 11:00 AM, Venue: Digital Platform. Record date: 10.12.2020. The Company has also reported EPS of Tk. 1.97, NAV per share (with revaluation reserve) of Tk. 50.61, NAV per share (without revaluation reserve) of Tk. 35.88 and NOCFPS of Tk. 2.13 for the year ended on June 30, 2020 as against Tk. 3.37, Tk. 50.14, Tk. 35.41 and Tk. 2.16 respectively for the same period of the previous year.

Upcoming Corporate Events

DSE Ticker	Right Share	Dividend		Event	Date
		Stock	Cash		
KDSALTD	-	7.5%	7.5%	Record Date	04-Nov-20
SHYAMPSUG	-	0.0%	0.0%	Record Date	08-Nov-20
ACMELAB	-	0.0%	25.0%	Record Date	10-Nov-20
ACMELAB	-	0.0%	20.0%	Record Date	10-Nov-20
BATBC	-	0.0%	300.0%	Record Date	11-Nov-20
STANCERAM	-	0.0%	1.0%	Record Date	11-Nov-20

Upcoming IPOs

Company Name	Event	Opening Date	Closing Date
Index Agro Industries	Bidding	01-11-20	04-11-20
Crystal Insurance	Subscription	10-11-20	16-11-20

Disclaimer: This report has been prepared by BRAC EPL Stock Brokerage Ltd and is provided for information purposes. It is not, under any circumstances, to be used or considered as an offer to sell, or a solicitation of any offer to buy. Reasonable care has been taken to ensure that the information is not untrue and misleading. BRAC EPL Stock Brokerage Ltd makes no representation or warranty as to the accuracy or completeness of such information. All opinions and estimates included in this report constitute our judgment as of this date and are subject to change without notice.