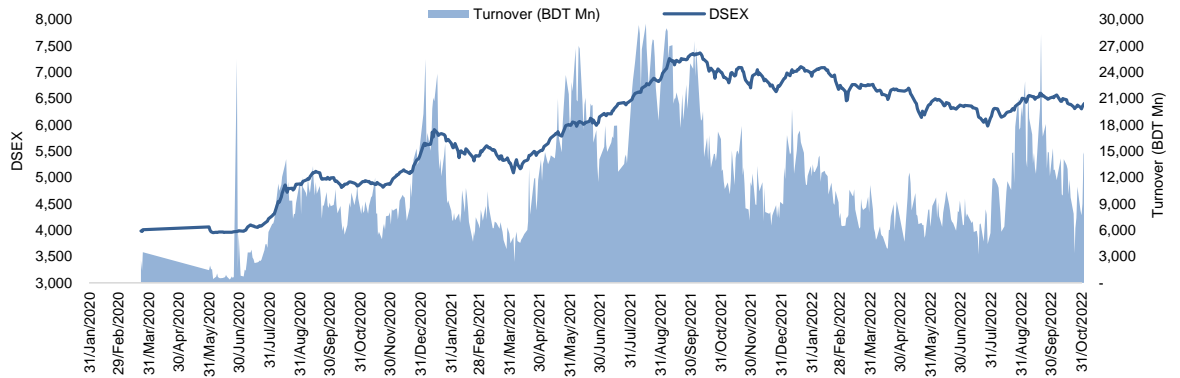


Daily Market Update

The market closed in red today. The benchmark index DSEX (-0.53%) lost 33.96 points and closed at 6,350.14. The blue-chip index DS30 (-0.51%), the Shariah-based index DSES (-0.73%), and the large-cap index CDSET (-0.69%) closed at 2,231.25, 1,386.17, and 1,222.26 points, respectively. Most of the large-cap sectors posted negative performance today. Pharmaceutical experienced the highest loss of 0.83% followed by Engineering (-0.42%), Bank (-0.38%), Fuel & Power (-0.21%), NBF1 (-0.11%), Food & Allied (-0.08%), and Telecommunication (0.00%), respectively. Block trades contributed 1.0% of the overall market turnover. Genex Infosys Limited (+6.3%) was the most traded share with a turnover of BDT 1,248 million.



Index	Closing	Opening	Point Δ	%Δ	YTD %Δ
DSEX	6,350.14	6,384.10	-33.96	-0.53%	-6.0%
DS30	2,231.25	2,242.72	-11.47	-0.51%	-11.9%
DSES	1,386.17	1,396.40	-10.23	-0.73%	-3.1%
CDSET	1,222.26	1,230.76	-8.50	-0.69%	-10.1%

	Advanced	Declined	Unchanged	Total
All Category	34	104	219	357
A Category (Equity)	27	83	139	249
B Category (Equity)	4	17	64	85
N Category (Equity)	2	3	3	8
Z Category (Equity)	1	1	13	15
Mutual Funds	0	1	25	26
Corporate Bonds	1	1	1	3
Treasury Bonds	0	0	0	0

* Based on Traded Scripts

		Today	Last Day	Daily %Δ
Mcap	Mn BDT	7,716,326	7,732,748	-0.2%
	Mn USD	73,433	73,589	
Turnover	Mn BDT	10,189	14,945	-31.8%
	Mn USD	97	142	
Volume	Mn Shares	147	238	-38.1%
	No. of Trade	170,847	224,582	-23.9%

* Average Interbank Exchange Rate is BDT 105.08 as of Nov 08, 2022

Fahim Hassan Research Associate (880) 1709636546 fahim.hassan@bracepl.com	Md. Tanvir Ahmed Research Associate (880) 1708805201 mtanvir.ahmed@bracepl.com
---	--

Figure: Sectorial Turnover (BDT)

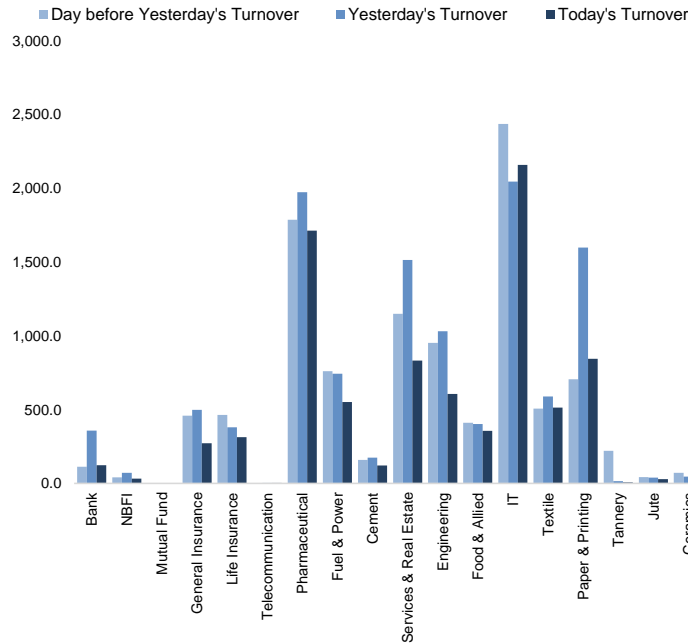
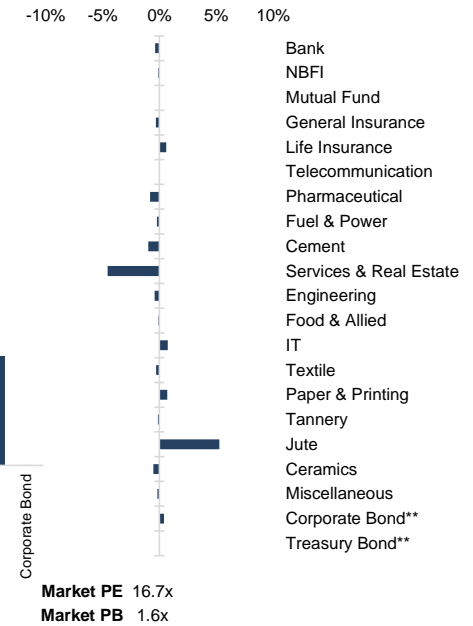


Figure: Sectorial Mcap Change



Sector Index	Closing	Opening	Points Δ	%Δ	No. of Companies	Mcap (BDT Mn)	% of Total Mcap	Turnover (BDT Mn)	% of Total Turnover	PE	PB	Top Twenty Market Cap	Mcap (BDT Mn)	% of Total Mcap	Turnover (BDT Mn)	PE	PB
Bank	1,433	1,438	-5.41	-0.38%	33	660,572	8.6%	123.5	1.3%	7.8x	0.7x	GP	386,996	8.5%	2.6	11.2x	9.1x
NBFI	1,925	1,927	-2.15	-0.11%	23	187,817	2.4%	32.5	0.4%	NM	4.3x	WALTONHIL	317,378	7.0%	0.0	35.7x	3.3x
Mutual Fund	854	854	-0.24	-0.03%	37	38,610	0.5%	1.5	0.0%	NM	0.8x	BATBC	280,098	6.2%	15.7	16.8x	6.7x
General Insurance	3,238	3,248	-9.92	-0.31%	41	93,917	1.2%	272.1	2.9%	15.9x	1.5x	SQURPHARMA	185,977	4.1%	114.1	10.2x	1.8x
Life Insurance	2,489	2,474	+14.76	+0.60%	14	69,791	0.9%	313.5	3.4%	NM	NM	ROBI	157,138	3.5%	0.3	NM	2.4x
Telecommunication	4,946	4,946	-	-	3	580,232	7.5%	3.1	0.0%	15.5x	4.9x	RENATA	139,694	3.1%	13.0	27.3x	4.7x
Pharmaceutical	3,890	3,922	-32.39	-0.83%	33	745,229	9.7%	1,713.0	18.5%	19.0x	2.6x	UPGDCL	135,475	3.0%	2.3	13.6x	4.1x
Fuel & Power	1,707	1,710	-3.58	-0.21%	23	450,002	5.8%	551.9	6.0%	12.6x	1.1x	BEXIMCO	101,302	2.2%	25.4	8.1x	1.3x
Cement	2,360	2,384	-23.47	-0.98%	7	113,357	1.5%	122.3	1.3%	26.2x	2.5x	BERGERPBL	79,380	1.8%	1.8	25.8x	6.9x
Services & Real Estate	1,881	1,971	-89.90	-4.56%	8	74,317	1.0%	833.3	9.0%	95.9x	1.5x	LHBL	77,115	1.7%	117.9	18.8x	4.2x
Engineering	4,522	4,541	-18.94	-0.42%	42	530,860	6.9%	606.0	6.5%	26.3x	1.8x	ICB	74,135	1.6%	0.1	42.0x	1.6x
Food & Allied	21,160	21,177	-17.86	-0.08%	21	377,033	4.9%	356.9	3.9%	21.2x	7.3x	BXPBARMA	69,281	1.5%	97.2	13.5x	1.7x
IT	3,555	3,529	+26.38	+0.75%	11	46,348	0.6%	2,157.9	23.3%	34.3x	3.2x	BEACONPHAR	67,544	1.5%	33.6	72.2x	11.4x
Textile	1,646	1,651	-4.88	-0.30%	58	173,141	2.2%	514.6	5.6%	30.9x	1.1x	BRACBANK	57,619	1.3%	0.2	10.9x	1.0x
Paper & Printing	14,524	14,424	+99.68	+0.69%	6	55,960	0.7%	844.2	9.1%	84.2x	2.9x	ISLAMIBANK	53,291	1.2%	7.8	10.9x	0.8x
Tannery	3,047	3,051	-3.81	-0.12%	6	32,809	0.4%	5.9	0.1%	37.8x	3.2x	DUTCHBANGL	43,554	1.0%	4.3	7.4x	1.1x
Jute	13,184	12,523	+661.22	+5.28%	3	3,225	0.0%	29.0	0.3%	NM	64.7x	TITASGAS	40,459	0.9%	0.4	12.7x	0.6x
Ceramics	690	694	-3.67	-0.53%	5	31,924	0.4%	39.6	0.4%	33.4x	1.9x	POWERGRID	37,347	0.8%	0.3	10.2x	0.4x
Miscellaneous	4,213	4,221	-7.77	-0.18%	15	236,329	3.1%	742.2	8.0%	12.7x	1.9x	SUMITPOWER	36,308	0.8%	0.0	9.4x	1.0x
Corporate Bond**	91	90	+0.36	+0.40%	9	37,422	0.5%	0.6	0.0%	NM	NM	BSCCL	36,098	0.8%	0.2	15.7x	3.4x
Treasury Bond**	100	100	+0.02	+0.02%	250	3,159,985	41.0%	0.0	0.0%	NM	NM						

Top Ten Gainers	Close Price (BDT)	Δ%	Turnover (BDT Mn)	PE	PB	Top Twenty Free Float Mcap (BDT Mn)	Free Float Mcap (BDT Mn)	% of Total Free Float Mcap	PE	PB	Most Traded Share	Close Price (BDT)	Δ%	Turnover (BDT Mn)	PE	PB
CLICL	23.3	+9.9%	0.0	NM	NM	SQURPHARMA	121,685	7.1%	10.2x	1.8x	GENEXIL	116.0	+6.3%	1,247.9	33.5x	6.4x
APEXFOODS	258.5	+8.8%	33.0	40.0x	2.0x	BATBC	74,086	4.3%	16.8x	6.7x	ORIONPHARM	123.2	+3.5%	728.7	30.0x	1.5x
MONOSPOOL	333.8	+8.2%	86.8	61.2x	7.4x	BEXIMCO	70,355	4.1%	8.1x	1.3x	BPML	118.2	+4.2%	629.5	40.5x	1.6x
SONALIANS	894.4	+7.4%	28.6	NM	3.9x	RENATA	68,199	4.0%	27.3x	4.7x	NAVANAPHAR	112.2	-7.9%	478.6	32.8x	2.6x
GENEXIL	116.0	+6.3%	1,247.9	33.5x	6.4x	BXPBARMA	48,372	2.8%	13.5x	1.7x	BSC	140.6	+0.9%	396.4	9.7x	1.8x
PAPERPROC	246.7	+6.2%	71.0	53.4x	7.8x	BEACONPHAR	47,281	2.8%	72.2x	11.4x	EHL	114.3	-5.6%	292.9	19.4x	1.6x
KOHINOOR	590.6	+5.8%	20.3	53.8x	10x	GP	38,700	2.3%	11.2x	9.1x	ITC	41.6	-0.2%	270.1	22.2x	2.4x
PRAGATILIF	95.0	+5.1%	40.1	NM	NM	BRACBANK	30,976	1.8%	10.9x	1.0x	INTRACO	46.4	+1.1%	264.1	37.6x	3.6x
BPML	118.2	+4.2%	629.5	40.5x	1.6x	LHBL	27,237	1.6%	18.8x	4.2x	LRBDL	44.6	-6.9%	216.5	20.9x	1.2x
TAMIJTEX	192.7	+4.2%	18.2	29.2x	2.2x	ISLAMIBANK	23,938	1.4%	10.9x	0.8x	MAKSONSPIN	22.5	-5.1%	211.1	10.7x	1.1x

Top Ten Losers	Close Price (BDT)	Δ%	Turnover (BDT Mn)	PE	PB	Block Trade	Maximum Price (BDT)	Minimum Price (BDT)	No. of Trade	Quantity ('000)	Turnover (BDT Mn)
SAMORITA	79.3	-13.7%	41.7	NM	1.5x	BSC	145.0	145.0	1.0	2,000	290.00
ECABLES	203.2	-11.4%	53.7	NM	1x	BEXIMCO	116.0	115.6	6.0	1,983	229.64
NAVANAPHAR	112.2	-7.9%	478.6	32.8x	2.6x	RENATA	1,305.0	1,303.2	6.0	82	107.27
MALEKSPIN	28.2	-7.2%	79.9	6.9x	0.6x	FORTUNE	81.1	80.0	3.0	715	57.24
LRBDL	44.6	-6.9%	216.5	20.9x	1.2x	BPML	120.0	113.5	9.0	282	32.55
ORIONINFU	847.5	-6.6%	31.2	NM	62.5x	SQURPHARMA	209.8	209.8	1.0	98	20.53
MIRAKHTER	56.3	-6.5%	18.5	19.2x	1.2x	ORIONINFU	975.0	972.0	3.0	21	20.44
SEAPPEARL	158.5	-6.3%	143.8	58.7x	12.2x	ISLAMIBANK	32.6	32.6	1.0	599	19.53
EHL	114.3	-5.6%	292.9	19.4x	1.6x	IPDC	57.7	57.6	2.0	300	17.29
MAKSONSPIN	22.5	-5.1%	211.1	10.7x	1.1x	SIBL	12.3	12.3	1.0	1,344	16.53

* NBFI Sector PE calculation methodology has been modified to reflect positive earnings only.
 ** The base of the Bond index starts at 100, starting from Jan 13, 2022
 Similarly, Treasury Bond Index starts at 100, starting from Oct 10, 2022

Block Trade	Maximum Price (BDT)	Minimum Price (BDT)	Turnover (BDT Mn)	Quantity ('000)	No. of Trade
BSC	145.0	145.0	290.0	2,000	1
BEXIMCO	116.0	115.6	229.6	1,983	6
RENATA	1,305.0	1,303.2	107.3	82	6
FORTUNE	81.1	80.0	57.2	715	3
BPML	120.0	113.5	32.5	282	9
SQURPHARMA	209.8	209.8	20.5	98	1
ORIONINFU	975.0	972.0	20.4	21	3
ISLAMIBANK	32.6	32.6	19.5	599	1
IPDC	57.7	57.6	17.3	300	2
SIBL	12.3	12.3	16.5	1,344	1
AL-HAJTEX	133.0	132.3	13.1	99	8
ORIONPHARM	122.1	122.1	12.2	100	1
GENEXIL	113.0	107.3	11.3	104	6
EHL	130.0	123.0	9.4	75	5
PREMIERBAN	12.8	12.8	8.9	697	1
KDSALTD	92.7	91.5	6.2	67	2
RAKCERAMIC	42.9	42.9	4.9	115	1
SONALILIFE	55.6	55.6	4.6	83	1
ANWARGALV	460.0	460.0	4.6	10	1
SONALIPAPR	873.4	810.0	4.0	5	4
INTRACO	50.0	44.0	3.5	75	4
BEACHHATCH	42.0	41.7	3.0	72	2
Total			924.7		97

Upcoming Corporate Events

DSE Ticker	Right Share	Dividend		Event	Date
		Stock	Cash		
Bangladesh Lamps Limited	-	7.0%	20.0%	Record Date	10-Nov-22
Gemini Sea Food Ltd.	-	30.0%	10.0%	Record Date	10-Nov-22
Renata Ltd.	-	7.0%	140.0%	Record Date	10-Nov-22
Far East Knitting & Dyeing Industries Limited	-	0.0%	10.0%	Record Date	13-Nov-22
Matin Spinning Mills Ltd.	-	0.0%	50.0%	Record Date	13-Nov-22
Intraco Refueling Station Limited	-	0.0%	10.0%	Record Date	14-Nov-22
Tamijuddin Textile Mills Limited	-	0.0%	30.0%	Record Date	14-Nov-22
The Peninsula Chittagong Limited	-	0.0%	2.5%	Record Date	14-Nov-22
JMI Syringes & Medical Devices Ltd.	-	36.0%	0.0%	Record Date	14-Nov-22
Rahim Textile Mills Ltd.	-	0.0%	10.0%	Record Date	14-Nov-22
Index Agro Industries Limited	-	0.0%	10.0%	Record Date	14-Nov-22
Taufika Foods and LOVELLO Ice-cream PLC	-	0.0%	12.0%	Record Date	14-Nov-22
eGeneration Limited	-	0.0%	10.0%	Record Date	15-Nov-22
Deshbandhu Polymer Limited	-	0.0%	5.0%	Record Date	15-Nov-22
Aziz Pipes Ltd.	-	0.0%	0.0%	Record Date	15-Nov-22
Queen South Textile Mills Limited	-	6.0%	6.0%	Record Date	15-Nov-22
Quasem Industries Ltd.	-	0.0%	1.5%	Record Date	15-Nov-22

Important DSE News
SAMORITA

The Board of Directors has recommended 5% cash and 5% Stock dividend for the year ended June 30, 2022. Date of AGM: 26.12.2022, Time: 11:00 AM, Venue: Digital Platform. Record date: 30.11.2022. The Company has also reported EPS of Tk. 0.86, NAV per share of Tk. 51.32 and NOCFPS of Tk. 1.85 for the year ended June 30, 2022 as against Tk. 2.23, Tk. 51.46 and Tk. 3.18 respectively for the same period of the previous year.

(Q1 Un-audited): EPS was Tk. 0.15 for July-September 2022 as against Tk. 1.08 for July-September 2021; NOCFPS was Tk. 0.93 for July-September 2022 as against Tk. 1.57 for July-September 2021. NAV per share was Tk. 51.47 as on September 30, 2022 and Tk. 51.32 as on June 30, 2022.

PREMIERLEA

The Board of Directors has recommended No dividend for the year ended December 31, 2021. Date of AGM: 22.12.2022, Time: 11:00 AM, Venue: Digital Platform. Record Date: 30.11.2022. The Company has reported Consolidated EPS of Tk. (18.18), Consolidated NAV per share of Tk. (2.12) and Consolidated NOCFPS of Tk. 4.59 for the year ended December 31, 2021 as against Tk. (2.93), Tk. 16.03 and Tk. 3.26 respectively for the same period of the previous year.

ECABLES

The Board of Directors has recommended 2% cash dividend for the year ended June 30, 2022. Date of AGM: 30.01.2023, Time: 11:00 AM, Venue: Digital Platform. Record Date: 08.12.2022. The Company has reported EPS of Tk. 0.34, NAV per share of Tk. 344.06 and NOCFPS of Tk. 0.45 for the year ended June 30, 2022 as against Tk. (4.68), Tk. 10.42 and Tk. 8.14 respectively for the same period of the previous year.

(Q1 Un-audited): EPS was Tk. 0.08 for July-September 2022 as against Tk. (1.01) for July-September 2021; NOCFPS was Tk. 1.73 for July-September 2022 as against Tk. (0.27) for July-September 2021. NAV per share was Tk. 344.13 as on September 30, 2022 and Tk. 344.06 as on June 30, 2022.

PADMAOIL

The Board of Directors has recommended 125% cash dividend for the year ended June 30, 2022. Date of AGM: 21.01.2023, Time: 11:00 AM, Venue: Digital Platform. Record Date: 05.12.2022. The Company has also reported EPS of Tk. 24.47, NAV per share of Tk. 180.38 and NOCFPS of Tk. 98.15 for the year ended June 30, 2022 as against Tk. 23.27, Tk. 168.41 and Tk. 2.73 respectively for the same period of the previous year.

(Q1 Un-audited): EPS was Tk. 7.20 for July-September 2022 as against Tk. 5.75 for July-September 2021; NOCFPS was Tk. (5.24) for July-September 2022 as against Tk. 26.86 for July-September 2021. NAV per share was Tk. 187.58 as on September 30, 2022 and Tk. 180.38 as on June 30, 2022.

ATLASBANG

The Board of Directors has recommended No dividend for the year ended June 30, 2022. Date of AGM: 27.12.2022, Time: 11:00 AM, Venue: Digital Platform. Record Date: 29.11.2022. The Company has also reported EPS of Tk. (1.47), NAV per share of Tk. 126.00 and NOCFPS of Tk. 0.78 for the year ended June 30, 2022 as against Tk. (3.09), Tk. 128.00 and Tk. (3.24) respectively for the same period of the previous year.

TUNGHAI

(Q1 Un-audited): EPS was Tk. (0.07) for July-September 2022 as against Tk. (0.06) for July-September 2021; NOCFPS was Tk. (0.02) for July-September 2022 as against Tk. (0.01) for July-September 2021. NAV per share was Tk. (6.25) as on September 30, 2022 and Tk. (6.18) as on June 30, 2022.

Disclaimer: This report has been prepared by BRAC EPL Stock Brokerage Ltd and is provided for information purposes. It is not, under any circumstances, to be used or considered as an offer to sell, or a solicitation of any offer to buy. Reasonable care has been taken to ensure that the information is not untrue and misleading. BRAC EPL Stock Brokerage Ltd makes no representation or warranty as to the accuracy or completeness of such information. All opinions and estimates included in this report constitute our judgment as of this date and are subject to change without notice.