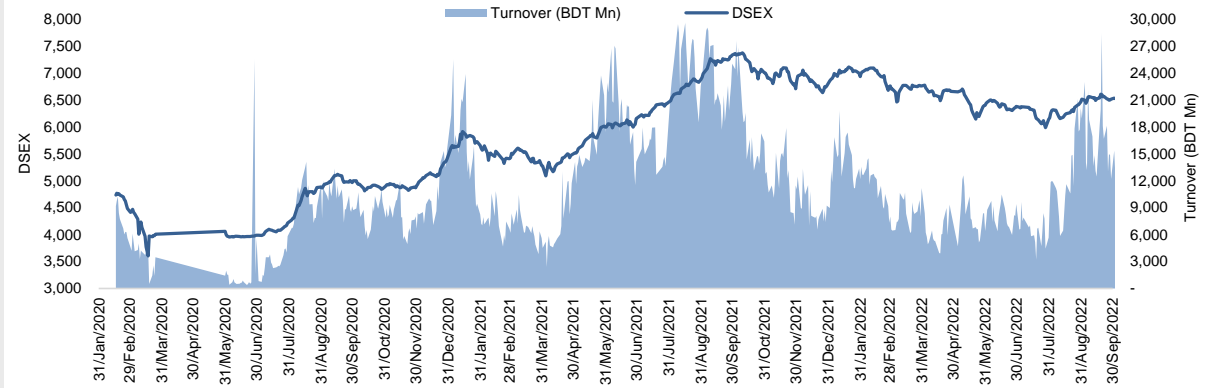


Daily Market Update

The market closed in red today. The benchmark index DSEX (-0.20%) lost 13.24 points and closed at 6,518.35. The blue-chip index DS30 (-0.33%), the Shariah-based index DSES (-0.10%), and the large-cap index CDSET (-0.24%) closed at 2,326.17, 1,422.08, and 1,266.47 points, respectively. Large-cap sectors posted mixed performance today. Fuel & Power booked the highest gain of 0.32% followed by Bank (+0.18%), Engineering (+0.09%). NBF1 experienced the highest loss of 0.58% followed by Pharmaceutical (-0.21%), Food & Allied (-0.11%), Telecommunication (-0.09%). Block trades contributed 0.7% of the overall market turnover. Orion Pharma Ltd. (-3.2%) was the most traded share with a turnover of BDT 822 million.



Index	Closing	Opening	Point Δ	%Δ	YTD %Δ
DSEX	6,518.35	6,531.59	-13.24	-0.20%	-3.5%
DS30	2,326.17	2,333.82	-7.65	-0.33%	-8.2%
DSES	1,422.08	1,423.55	-1.47	-0.10%	-0.6%
CDSET	1,266.47	1,269.56	-3.09	-0.24%	-6.8%

	Advanced	Declined	Unchanged	Total
All Category	75	122	179	376
A Category (Equity)	55	89	112	256
B Category (Equity)	18	27	48	93
N Category (Equity)	1	2	3	6
Z Category (Equity)	1	4	16	21
Mutual Funds	1	0	32	33
Corporate Bonds	0	1	3	4

		Today	Last Day	Daily %Δ
Mcap	Mn BDT	5,200,956	5,206,621	-0.1%
	Mn USD	49,627	49,682	
Turnover	Mn BDT	12,847	15,334	
	Mn USD	123	146	-16.2%
Volume	Mn Shares	265	283	-6.2%
No. of Trade		211,618	227,704	-7.1%

* Average Interbank Exchange Rate is BDT 104.86 as of Oct 02, 2022

Fahim Hassan Research Associate (880) 1709636546 fahim.hassan@bracepl.com	Md. Tanvir Ahmed Research Associate (880) 1708805201 mtanvir.ahmed@bracepl.com
---	--

Figure: Sectorial Turnover (BDT)

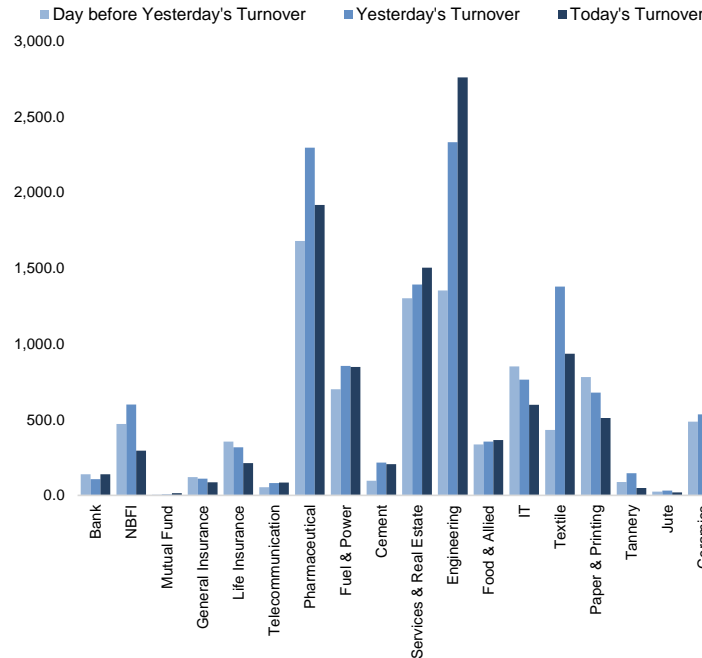
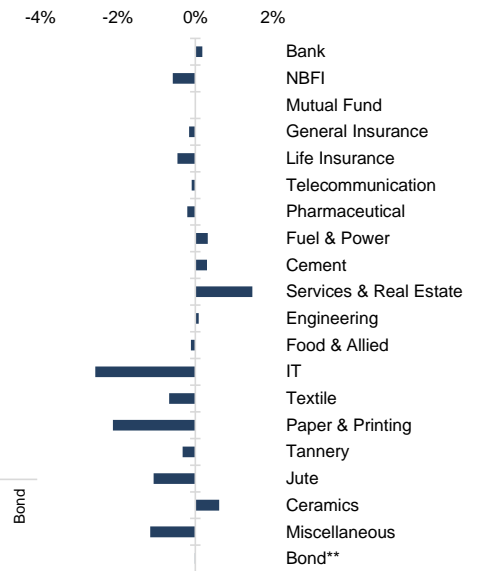


Figure: Sectorial Mcap Change



Market PE 16.0x

Market PB 1.7x

Sector Index	Closing	Opening	Points Δ	%Δ	No. of Companies	Mcap (BDT Mn)	% of Total Mcap	Turnover (BDT Mn)	% of Total Turnover	PE	PB	Top Twenty Market Cap	Mcap (BDT Mn)	% of Total Mcap	Turnover (BDT Mn)	PE	PB
Bank	1,447	1,445	+2.59	+0.18%	33	667,255	14.5%	139.0	1.1%	7.8x	0.8x	GP	386,996	8.4%	3.4	11.4x	7.7x
NBFI	1,997	2,008	-11.70	-0.58%	23	194,776	4.2%	294.2	2.3%	NM	3.9x	WALTONHIL	317,378	6.9%	0.1	26.1x	3.1x
Mutual Fund	854	854	-	-	37	38,632	0.8%	14.1	0.1%	NM	0.8x	BATBC	280,098	6.1%	10.6	18.1x	7.4x
General Insurance	3,154	3,159	-5.05	-0.16%	41	91,469	2.0%	85.6	0.7%	14.7x	1.5x	SQURPHARMA	185,977	4.0%	21.4	10.0x	1.9x
Life Insurance	2,451	2,462	-11.30	-0.46%	13	68,308	1.5%	213.6	1.7%	NM	NM	ROBI	157,138	3.4%	1.2	NM	2.4x
Telecommunication	4,954	4,958	-4.64	-0.09%	3	581,172	12.6%	85.5	0.7%	15.5x	4.6x	RENATA	139,694	3.0%	17.5	25.2x	4.9x
Pharmaceutical	3,946	3,955	-8.26	-0.21%	32	753,296	16.4%	1,916.8	15.3%	18.6x	2.7x	UPGDCL	136,170	3.0%	8.5	11.0x	4.2x
Fuel & Power	1,736	1,731	+5.51	+0.32%	23	457,768	9.9%	847.1	6.8%	11.6x	1.2x	BEXIMCO	113,834	2.5%	718.4	7.9x	1.5x
Cement	2,609	2,601	+7.83	+0.30%	7	125,305	2.7%	205.6	1.6%	27.3x	2.7x	LHBL	88,264	1.9%	178.6	22.6x	5.0x
Services & Real Estate	1,919	1,891	+27.85	+1.47%	8	75,818	1.6%	1,502.3	12.0%	93.9x	1.5x	BERGERPBL	80,554	1.8%	0.2	26.1x	7.0x
Engineering	4,628	4,624	+3.99	+0.09%	42	543,258	11.8%	2,759.0	22.0%	20.5x	1.9x	MARICO	76,636	1.7%	0.5	21.9x	33.3x
Food & Allied	21,377	21,402	-24.21	-0.11%	21	380,913	8.3%	365.1	2.9%	22.9x	8.0x	ICB	75,747	1.6%	2.8	42.9x	1.7x
IT	2,853	2,929	-75.55	-2.58%	11	37,201	0.8%	598.6	4.8%	30.2x	2.6x	BXPBARMA	74,858	1.6%	47.4	13.1x	1.9x
Textile	1,696	1,708	-11.53	-0.67%	58	178,430	3.9%	934.6	7.5%	26.8x	1.1x	BEACONPHAR	74,428	1.6%	25.9	79.6x	12.8x
Paper & Printing	11,321	11,567	-245.92	-2.13%	6	43,620	0.9%	510.4	4.1%	NM	3.0x	BRACBANK	57,619	1.3%	1.4	11.3x	1.0x
Tannery	3,139	3,149	-10.20	-0.32%	6	33,803	0.7%	48.4	0.4%	35.5x	3.2x	ISLAMIBANK	52,647	1.1%	1.0	10.8x	0.8x
Jute	10,241	10,352	-111.18	-1.07%	3	2,505	0.1%	20.1	0.2%	NM	35.4x	DUTCHBANGL	45,015	1.0%	2.7	7.8x	1.2x
Ceramics	750	745	+4.59	+0.62%	5	34,686	0.8%	470.8	3.8%	32.5x	2.1x	TITASGAS	41,053	0.9%	22.0	12.3x	0.6x
Miscellaneous	4,594	4,648	-53.91	-1.16%	15	257,695	5.6%	1,519.2	12.1%	12.6x	2.2x	POWERGRID	38,131	0.8%	23.6	10.4x	0.4x
Bond**	90	90	-0.01	-0.01%	9	37,277	0.8%	1.0	0.0%	NM	NM	BSCCL	37,038	0.8%	80.8	16.1x	3.3x

Top Ten Gainers	Close Price (BDT)	Δ%	Turnover (BDT Mn)	PE	PB
SAPORTL	38.1	+8.2%	281.6	33.0x	1.1x
LRBDL	41.0	+7.9%	128.0	17.4x	1.1x
GEMINISEA	423.6	+6.4%	60.5	23.3x	73.5x
ILFSL	7.0	+6.1%	32.1	NM	NM
YPL	27.3	+5.8%	196.1	NM	2.4x
ADVENT	29.5	+5.7%	124.1	25.1x	2.1x
ORIONINFU	652.5	+5.5%	198.4	NM	48x
KEYACOSMET	8.3	+5.1%	279.6	NM	0.7x
ANWARGALV	412.2	+4.9%	55.5	38.0x	24.5x
SEAPEARL	127.1	+4.8%	114.6	NM	11.0x

Top Twenty Free Float Mcap	Free Float Mcap (BDT Mn)	% of Total Free Float Mcap	PE	PB
SQURPHARMA	121,685	6.9%	10.0x	1.9x
BEXIMCO	79,058	4.5%	7.9x	1.5x
BATBC	74,086	4.2%	18.1x	7.4x
RENATA	68,199	3.9%	25.2x	4.9x
BXPBARMA	52,266	3.0%	13.1x	1.9x
BEACONPHAR	52,100	3.0%	79.6x	12.8x
GP	38,700	2.2%	11.4x	7.7x
LHBL	31,175	1.8%	22.6x	5.0x
BRACBANK	30,976	1.8%	11.3x	1.0x
EBL	24,031	1.4%	7.6x	1.1x

Most Traded Share	Close Price (BDT)	Δ%	Turnover (BDT Mn)	PE	PB
ORIONPHARM	134.0	-3.2%	821.5	32.7x	1.6x
BEXIMCO	129.9	-1.2%	718.4	7.9x	1.5x
EHL	116.4	+3.9%	604.4	19.8x	1.6x
BBS	32.2	-4.7%	464.2	28.9x	2.1x
JHRML	129.2	-3.8%	398.9	43.6x	4.2x
SPCERAMICS	57.3	+2.1%	353.2	NM	1.8x
COPPERTECH	52.2	+0.2%	350.9	30.2x	4.0x
INTRACO	46.6	-3.9%	348.6	44.6x	3.9x
NPOLYMER	65.7	+2.8%	305.4	21.4x	2.4x

Top Ten Losers	Close Price (BDT)	Δ%	Turnover (BDT Mn)	PE	PB
ADNTEL	77.1	-6.8%	127.5	29.8x	2.9x
BPML	88.4	-5.5%	204.6	32.6x	2x
MONOSPOOL	226.0	-5.2%	122.7	41.5x	5.0x
AMANFEED	39.5	-5.0%	74.2	16.3x	1.2x
MHSML	26.9	-4.9%	16.6	12.7x	1.6x
BBS	32.2	-4.7%	464.2	28.9x	2.1x
JUTESPINN	208.5	-4.4%	1.1	NM	NM
ACFL	28.6	-4.3%	15.4	25.1x	0.8x
AZIZPIPES	125.6	-4.3%	19.6	NM	NM
BDTHAIFOOD	46.3	-3.9%	30.4	63.6x	3.2x

Top Twenty Free Float Mcap	Free Float Mcap (BDT Mn)	% of Total Free Float Mcap	PE	PB
ORIONPHARM	21,328	1.2%	32.7x	1.6x
PUBALIBANK	19,370	1.1%	5.7x	0.7x
NBL	19,116	1.1%	NM	0.5x
CITYBANK	18,423	1.0%	4.8x	0.7x
ROBI	15,714	0.9%	NM	2.4x
OLYMPIC	15,548	0.9%	17.5x	2.8x
ALARABANK	14,919	0.8%	12.2x	1.1x
BSRMLTD	14,898	0.8%	5.1x	0.7x
UPGDCL	13,617	0.8%	11.0x	4.2x

Block Trade	Maximum Price (BDT)	Minimum Price (BDT)	No. of Trade	Quantity ('000)	Turnover (BDT Mn)
FORTUNE	87.0	79.5	4.0	755	63.46
PTL	80.0	80.0	1.0	400	32.00
METROSPIN	49.5	46.9	10.0	641	30.52
GENEXIL	80.0	80.0	1.0	350	28.00
AL-HAJTEX	139.5	135.0	8.0	160	21.64
HRTEX	127.5	127.5	3.0	168	21.40
KAY&QUE	275.0	275.0	3.0	60	16.50
ORIONPHARM	150.0	124.7	6.0	110	15.67
IPDC	70.0	69.0	2.0	118	8.20
IMAMBUTTON	126.6	126.6	2.0	62	7.85

*NBFI Sector PE calculation methodology has been modified to reflect positive earnings only.

** The base of the Bond index starts at 100, starting from Jan 13, 2022

Block Trade	Maximum Price (BDT)	Minimum Price (BDT)	Turnover (BDT Mn)	Quantity ('000)	No. of Trade
FORTUNE	87.0	79.5	63.5	755	4
PTL	80.0	80.0	32.0	400	1
METROSPIN	49.5	46.9	30.5	641	10
GENEXIL	80.0	80.0	28.0	350	1
AL-HAJTEX	139.5	135.0	21.6	160	8
HRTEX	127.5	127.5	21.4	168	3
KAY&QUE	275.0	275.0	16.5	60	3
ORIONPHARM	150.0	124.7	15.7	110	6
IPDC	70.0	69.0	8.2	118	2
IMAMBUTTON	126.6	126.6	7.8	62	2
GPHISPAT	55.0	55.0	5.7	103	1
BSRMSTEEL	66.9	66.9	5.6	83	1
EGEN	60.4	55.0	4.8	80	2
KDSALTD	81.3	81.3	4.1	50	1
IFIC	12.8	12.8	3.8	294	1
BDCOM	63.0	61.0	3.3	54	2
BEXIMCO	139.0	139.0	3.1	22	1
SEAPEARL	132.0	114.0	3.0	25	3
SOUTHEASTB	13.8	13.8	2.8	200	1
BDFINANCE	44.1	44.1	2.4	54	2
NHFIL	56.0	55.9	2.0	36	2
EHL	110.0	110.0	2.0	18	1
Total			316.5		88

Important DSE News
KDSALTD

The Board of Directors has recommended 16% cash dividend for the year ended June 30, 2022. Date of AGM: 24.11.2022, Time: 11:00 AM, Venue: Digital Platform. Record Date: 01.11.2022. The Company has also reported EPS of Tk. 2.33, NAV per share of Tk. 25.58 and NOCFPS of Tk. 8.97 for the year ended June 30, 2022 as against Tk. 2.20, Tk. 24.75 and Tk. 6.58 respectively for the same period of the previous year.

IBP

The Company has informed that the Board of Directors of the Company has decided to sell 1.595 acres of land (Book Value BDT 20,00,000.00) at Charadi, Ranirhat, Bakergonj, Barishal amounting BDT 27,00,000.00. The proceeds of sale will be utilized to purchase of land situated at Fulbaria, Kaliakoir, Gazipur for future expansion of the business.

LANKABAFIN

Mr. Tahsinul Huque, one of the Sponsor Directors of the Company, has expressed his intention to sell 22,25,096 shares out of his holdings of 2,09,93,703 shares of the company at prevailing market price (in the Public Market) through Dhaka Stock Exchange within October 31, 2022.

ILFSL

(Q2 Un-audited): Refer to their earlier news disseminated by DSE on 02.10.2022 regarding Q2 Financials, the Company has further informed that Consolidated NAV per share as on June 30, 2022 would be Tk. (157.40) instead of Tk. 157.40 and as on December 31, 2021 would be Tk. (154.19) instead of Tk. 154.19. Other information of the earlier disclosure will remain unchanged.

Upcoming Corporate Events

DSE Ticker	Right Share	Dividend		Event	Date
		Stock	Cash		
Bay Leasing & Investment Limited	-	5.0%	0.0%	Record Date	6-Oct-22
Summit Power Limited	-	0.0%	20.0%	Record Date	6-Oct-22
Eastern Housing Limited	-	0.0%	20.0%	Record Date	12-Oct-22
Phoenix Finance and Investments Ltd.	-	0.0%	0.0%	Record Date	13-Oct-22
ADN Telecom Limited	-	0.0%	10.0%	Record Date	13-Oct-22
Bangladesh Industrial Fin. Co. Ltd.	-	0.0%	0.0%	Record Date	20-Oct-22
Meghna Insurance Company Limited	-	0.0%	3.0%	Record Date	24-Oct-22
Bangladesh Monospool Paper Manufacturing Co. Limited	-	10.0%	10.0%	Record Date	24-Oct-22
Paper Processing & Packaging Limited	-	7.0%	8.0%	Record Date	24-Oct-22
Apex Footwear Limited.	-	10.0%	35.0%	Record Date	24-Oct-22
KDS Accessories Limited	-	0.0%	16.0%	Record Date	1-Nov-22
Doreen Power Generations and Systems Limited	-	12.0%	18.0%	Record Date	6-Nov-22

Disclaimer: This report has been prepared by BRAC EPL Stock Brokerage Ltd and is provided for information purposes. It is not, under any circumstances, to be used or considered as an offer to sell, or a solicitation of any offer to buy. Reasonable care has been taken to ensure that the information is not untrue and misleading. BRAC EPL Stock Brokerage Ltd makes no representation or warranty as to the accuracy or completeness of such information. All opinions and estimates included in this report constitute our judgment as of this date and are subject to change without notice.