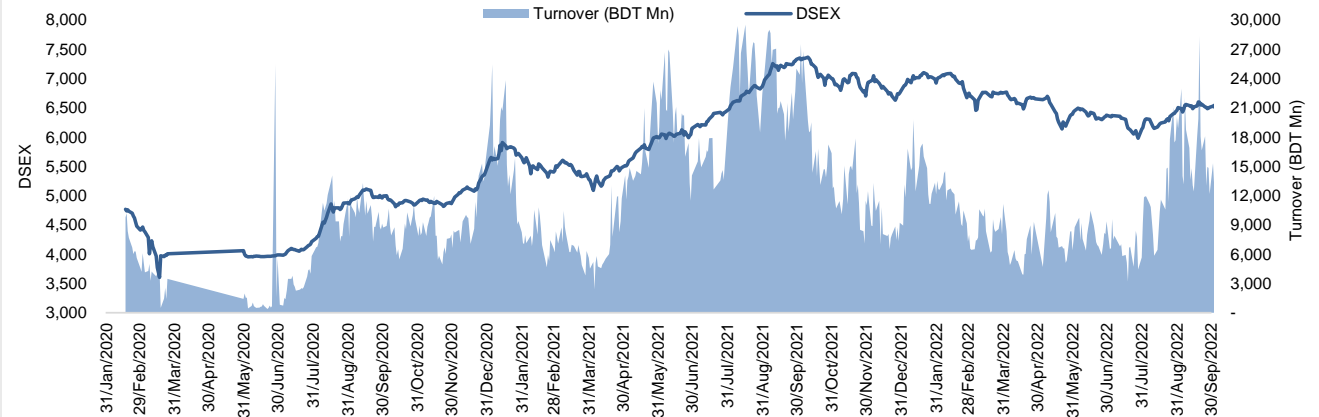


## Daily Market Update

The market closed in green today. The benchmark index DSEX (+0.41%) gained 26.48 points and closed at 6,544.83. The blue-chip index DS30 (+0.73%), the Shariah-based index DSES (+0.59%), and the large-cap index CDSET (+0.59%) closed at 2,343.04, 1,430.49, and 1,273.94 points, respectively. Most of the large-cap sectors posted negative performance today. Engineering experienced the highest loss of 0.27% followed by Bank (-0.13%), Telecommunication (-0.09%), Food & Allied (-0.06%), NBFI (-0.01%), Fuel & Power (+0.01%), and Pharmaceutical (+1.54%), respectively. Block trades contributed 0.7% of the overall market turnover. Orion Pharma Ltd. (+7.2%) was the most traded share with a turnover of BDT 1,528 million.



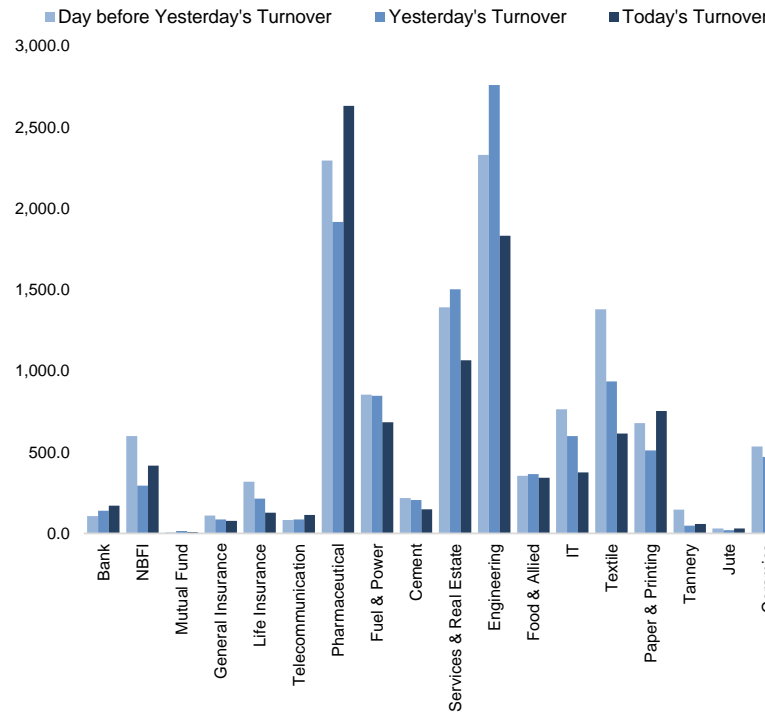
Index	Closing	Opening	Point Δ	%Δ	YTD %Δ
DSEX	6,544.83	6,518.35	+26.48	+0.41%	-3.1%
DS30	2,343.04	2,326.17	+16.87	+0.73%	-7.5%
DSES	1,430.49	1,422.08	+8.40	+0.59%	-0.0%
CDSET	1,273.94	1,266.47	+7.47	+0.59%	-6.3%

	Advanced	Declined	Unchanged	Total
All Category	77	112	181	370
A Category (Equity)	63	73	118	254
B Category (Equity)	11	34	48	93
N Category (Equity)	2	1	3	6
Z Category (Equity)	1	4	12	17
Mutual Funds	0	0	32	32
Corporate Bonds	0	0	4	4

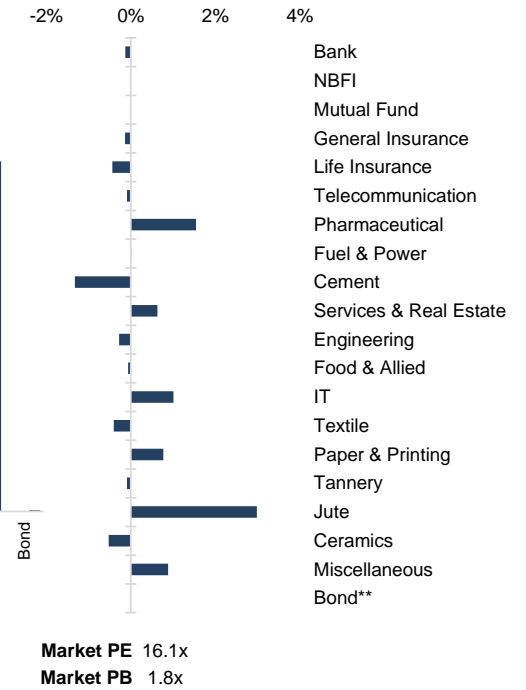
	Today	Last Day	Daily %Δ	
Mcap	Mn BDT	5,209,966	5,200,956	+0.2%
	Mn USD	50,301	50,214	
Turnover	Mn BDT	12,902	12,847	+0.4%
	Mn USD	125	124	
Volume	Mn Shares	204	265	-23.2%
No. of Trade		184,380	211,618	-12.9%

\* Average Interbank Exchange Rate is BDT 103.58 as of Oct 03, 2022

**Figure: Sectorial Turnover (BDT)**



**Figure: Sectorial Mcap Change**



<b>Fahim Hassan</b> Research Associate (880) 1709636546 fahim.hassan@bracepl.com	<b>Md. Tanvir Ahmed</b> Research Associate (880) 1708805201 mtanvir.ahmed@bracepl.com
---	--

Sector Index	Closing	Opening	Points Δ	%Δ	No. of Companies	Mcap (BDT Mn)	% of Total Mcap	Turnover (BDT Mn)	% of Total Turnover	PE	PB	Top Twenty Market Cap	Mcap (BDT Mn)	% of Total Mcap	Turnover (BDT Mn)	PE	PB
Bank	1,445	1,447	-1.93	-0.13%	33	666,366	14.4%	170.0	1.4%	7.8x	0.8x	GP	386,996	8.4%	3.0	11.4x	7.7x
NBFI	1,996	1,997	-0.28	-0.01%	23	194,749	4.2%	417.8	3.5%	NM	3.9x	WALTONHIL	317,378	6.9%	0.0	26.1x	3.1x
Mutual Fund	854	854	-	-	37	38,632	0.8%	6.9	0.1%	NM	0.8x	BATBC	280,098	6.1%	10.1	18.1x	7.4x
General Insurance	3,150	3,154	-4.29	-0.14%	41	91,345	2.0%	77.4	0.6%	14.7x	1.5x	SQRPHARMA	185,977	4.0%	40.1	10.0x	1.9x
Life Insurance	2,440	2,451	-10.71	-0.44%	13	68,010	1.5%	126.8	1.1%	NM	NM	ROBI	157,138	3.4%	0.4	NM	2.4x
Telecommunication	4,949	4,954	-4.50	-0.09%	3	580,644	12.6%	113.9	0.9%	15.5x	4.6x	RENATA	139,694	3.0%	0.5	25.2x	4.9x
Pharmaceutical	4,007	3,946	+60.90	+1.54%	32	764,921	16.6%	2,631.5	21.9%	18.9x	2.7x	UPGDCL	136,286	3.0%	4.5	11.0x	4.2x
Fuel & Power	1,736	1,736	+0.14	+0.01%	23	457,804	9.9%	683.7	5.7%	11.6x	1.2x	BEXIMCO	115,411	2.5%	1,219.4	8.0x	1.5x
Cement	2,574	2,609	-34.61	-1.33%	7	123,643	2.7%	148.2	1.2%	26.9x	2.7x	LHBL	86,522	1.9%	129.5	22.2x	4.9x
Services & Real Estate	1,931	1,919	+12.08	+0.63%	8	76,295	1.7%	1,066.2	8.9%	94.5x	1.5x	BEACONPHAR	80,919	1.8%	142.1	86.5x	13.9x
Engineering	4,615	4,628	-12.69	-0.27%	42	541,769	11.7%	1,832.4	15.3%	20.4x	1.9x	BERGERPBL	80,396	1.7%	1.9	26.1x	7.0x
Food & Allied	21,363	21,377	-13.88	-0.06%	21	380,665	8.3%	343.1	2.9%	22.8x	8.0x	MARICO	76,671	1.7%	0.5	21.9x	33.3x
IT	2,882	2,853	+28.79	+1.01%	11	37,577	0.8%	375.2	3.1%	30.5x	2.6x	ICB	76,311	1.7%	2.6	43.2x	1.7x
Textile	1,689	1,696	-6.84	-0.40%	58	177,710	3.9%	615.2	5.1%	26.7x	1.1x	BXPHARMA	74,947	1.6%	67.7	13.1x	1.9x
Paper & Printing	11,409	11,321	+87.45	+0.77%	6	43,957	1.0%	753.6	6.3%	NM	3.0x	BRACBANK	57,619	1.3%	1.8	11.3x	1.0x
Tannery	3,137	3,139	-2.79	-0.09%	6	33,773	0.7%	58.0	0.5%	35.5x	3.2x	ISLAMIBANK	52,486	1.1%	10.3	10.8x	0.8x
Jute	10,546	10,241	+305.61	+2.98%	3	2,580	0.1%	30.7	0.3%	NM	36.4x	DUTCHBANGL	45,154	1.0%	1.9	7.8x	1.2x
Ceramics	746	750	-3.93	-0.52%	5	34,504	0.7%	390.3	3.3%	32.4x	2.1x	TITASGAS	41,745	0.9%	27.9	12.5x	0.6x
Miscellaneous	4,634	4,594	+40.64	+0.88%	15	259,975	5.6%	2,153.6	17.9%	12.7x	2.2x	POWERGRID	37,846	0.8%	26.3	10.3x	0.4x
Bond**	90	90	-	-	9	37,277	0.8%	7.5	0.1%	NM	NM	SUMITPOWER	36,521	0.8%	24.8	9.4x	1.0x

Top Ten Gainers	Close Price (BDT)	Δ%	Turnover (BDT Mn)	PE	PB
APEXFOODS	245.4	+8.7%	58.7	86.1x	1.8x
BEACONPHAR	350.3	+8.7%	142.1	86.5x	13.9x
MONOSPOOL	245.7	+8.7%	105.8	45.1x	5.5x
KOHINOOR	646.5	+7.5%	48.9	58.9x	11.4x
ORIONINFU	701.4	+7.5%	158.7	NM	51.8x
ORIONPHARM	143.7	+7.2%	1,528.4	35.0x	1.8x
JUTESPINN	222.3	+6.6%	1.7	NM	NM
KAY&QUE	311.7	+5.7%	55.7	NM	4.1x
PAPERPROC	234.6	+5.5%	85.9	50.8x	7.4x
ADNTEL	81.3	+5.4%	80.6	31.4x	3.0x

Top Twenty Free Float Mcap	Free Float Mcap (BDT Mn)	% of Total Free Float Mcap	PE	PB
SQRPHARMA	121,685	6.9%	10.0x	1.9x
BEXIMCO	80,153	4.6%	8.0x	1.5x
BATBC	74,086	4.2%	18.1x	7.4x
RENATA	68,199	3.9%	25.2x	4.9x
BEACONPHAR	56,644	3.2%	86.5x	13.9x
BXPHARMA	52,328	3.0%	13.1x	1.9x
GP	38,700	2.2%	11.4x	7.7x
BRACBANK	30,976	1.8%	11.3x	1.0x
LHBL	30,560	1.7%	22.2x	4.9x
EBL	23,733	1.3%	7.5x	1.0x
ISLAMIBANK	23,577	1.3%	10.8x	0.8x
ORIONPHARM	22,872	1.3%	35.0x	1.8x
PUBALIBANK	19,230	1.1%	5.7x	0.7x
NBL	19,116	1.1%	NM	0.5x
CITYBANK	18,423	1.0%	4.8x	0.7x
ROBI	15,714	0.9%	NM	2.4x
OLYMPIC	15,512	0.9%	17.4x	2.8x
BSRMLTD	14,898	0.8%	5.1x	0.7x
ALARABANK	14,609	0.8%	12.0x	1.1x
UPGDCL	13,629	0.8%	11.0x	4.2x

Most Traded Share	Close Price (BDT)	Δ%	Turnover (BDT Mn)	PE	PB
ORIONPHARM	143.7	+7.2%	1,528.4	35.0x	1.8x
BEXIMCO	131.7	+1.4%	1,219.4	8.0x	1.5x
EHL	112.1	-3.7%	549.6	19.1x	1.5x
BBS	32.8	+1.9%	417.3	29.4x	2.1x
BSC	159.8	+2.3%	395.0	11.9x	2.3x
SONALIPAPR	668.5	+0.6%	380.9	70.9x	4.0x
JHRML	132.9	+2.9%	343.8	44.9x	4.3x
SPCERAMICS	55.6	-3.0%	330.1	NM	1.7x
BBSCABLES	60.4	-3.4%	318.9	15.6x	1.8x
COPPERTECH	50.2	-3.8%	209.5	29.0x	3.8x

Top Ten Losers	Close Price (BDT)	Δ%	Turnover (BDT Mn)	PE	PB
KEYACOSMET	7.8	-6.0%	136.0	NM	0.6x
ILFSL	6.6	-5.7%	12.1	NM	NM
BDWELDING	25.7	-4.5%	7.5	NM	2.2x
BIFC	11.0	-4.3%	0.7	NM	NM
BDTHAIFOOD	44.4	-4.1%	22.0	60.9x	3.1x
RSRMSTEEL	21.5	-4.0%	9.6	NM	0.5x
DESHBANDHU	19.8	-3.9%	14.5	22.5x	1.1x
SONARGAON	50.1	-3.8%	37.9	NM	4.4x
COPPERTECH	50.2	-3.8%	209.5	29.0x	3.8x
MIRAKHTER	59.5	-3.7%	26.9	22.3x	1.3x

Block Trade	Maximum Price (BDT)	Minimum Price (BDT)	No. of Trade	Quantity ('000)	Turnover (BDT Mn)
BDCOM	60.3	60.0	12.0	5,787	347.26
FORTUNE	82.0	79.5	4.0	2,281	184.64
ORIONINFU	700.0	604.0	8.0	199	133.86
ORIONPHARM	147.3	121.1	11.0	643	80.08
SONALIPAPR	700.0	635.0	6.0	40	27.01
METROSPIN	52.2	45.8	5.0	534	25.78
BEACONPHAR	350.3	330.0	5.0	39	13.05
CONFIDCEM	94.0	94.0	1.0	135	12.69
IPDC	70.0	70.0	2.0	127	8.89
HRTEX	127.5	127.5	1.0	65	8.29

\*NBFI Sector PE calculation methodology has been modified to reflect positive earnings only.

\*\* The base of the Bond index starts at 100, starting from Jan 13, 2022

Block Trade	Maximum Price (BDT)	Minimum Price (BDT)	Turnover (BDT Mn)	Quantity ('000)	No. of Trade
BDCOM	60.3	60.0	347.3	5,787	12
FORTUNE	82.0	79.5	184.6	2,281	4
ORIONINFU	700.0	604.0	133.9	199	8
ORIONPHARM	147.3	121.1	80.1	643	11
SONALIPAPR	700.0	635.0	27.0	40	6
METROSPIN	52.2	45.8	25.8	534	5
BEACONPHAR	350.3	330.0	13.1	39	5
CONFIDCEM	94.0	94.0	12.7	135	1
IPDC	70.0	70.0	8.9	127	2
HRTEX	127.5	127.5	8.3	65	1
KEYACOSMET	8.1	8.1	8.1	1,000	1
AL-HAJTEX	138.5	135.0	7.0	51	5
KAY&QUE	300.0	300.0	6.3	21	3
MARICO	2,433.7	2,433.7	4.9	2	1
TITASGAS	45.5	45.5	4.6	100	1
MAKSONSPIN	28.9	28.9	4.3	150	1
BDFINANCE	44.1	44.1	2.4	54	2
LHBL	81.6	81.6	1.6	20	1
SONALILIFE	55.0	55.0	1.6	29	1
MEGHNAINS	44.8	44.8	1.5	35	2
SALAMCRST	38.5	38.5	1.5	38	1
RDFOOD	44.0	44.0	1.4	33	2
<b>Total</b>			<b>900.1</b>		<b>93</b>

**Upcoming Corporate Events**

DSE Ticker	Right Share	Dividend		Event	Date
		Stock	Cash		
Bay Leasing & Investment Limited	-	5.0%	0.0%	Record Date	6-Oct-22
Summit Power Limited	-	0.0%	20.0%	Record Date	6-Oct-22
Eastern Housing Limited	-	0.0%	20.0%	Record Date	12-Oct-22
Phoenix Finance and Investments Ltd.	-	0.0%	0.0%	Record Date	13-Oct-22
ADN Telecom Limited	-	0.0%	10.0%	Record Date	13-Oct-22
Bangladesh Industrial Fin. Co. Ltd.	-	0.0%	0.0%	Record Date	20-Oct-22
Meghna Insurance Company Limited	-	0.0%	3.0%	Record Date	24-Oct-22
Bangladesh Monospool Paper Manufacturing Co. Limited	-	10.0%	10.0%	Record Date	24-Oct-22
Paper Processing & Packaging Limited	-	7.0%	8.0%	Record Date	24-Oct-22
Apex Footwear Limited.	-	10.0%	35.0%	Record Date	24-Oct-22
KDS Accessories Limited	-	0.0%	16.0%	Record Date	1-Nov-22
Doreen Power Generations and Systems Limited	-	12.0%	18.0%	Record Date	6-Nov-22

**Important DSE News**
**JAMUNABANK**

Mr. Abu Khair Mohammed Sakhawat, one of the Sponsors of the Company, has further informed that he has completed his sale of 15,00,000 shares of the company at prevailing market price through Dhaka Stock Exchange as per declaration disseminated on 15.09.2022.

**CITYBANK**

Mrs. Hosne Ara Aziz, one of the Sponsors of the Company, has expressed her intention to sell 5,75,000 shares out of her holding 5,79,425 shares of the Company at prevailing market price (in the Public Market) through Dhaka Stock Exchange within October 31, 2022.

**Disclaimer:** This report has been prepared by BRAC EPL Stock Brokerage Ltd and is provided for information purposes. It is not, under any circumstances, to be used or considered as an offer to sell, or a solicitation of any offer to buy. Reasonable care has been taken to ensure that the information is not untrue and misleading. BRAC EPL Stock Brokerage Ltd makes no representation or warranty as to the accuracy or completeness of such information. All opinions and estimates included in this report constitute our judgment as of this date and are subject to change without notice.