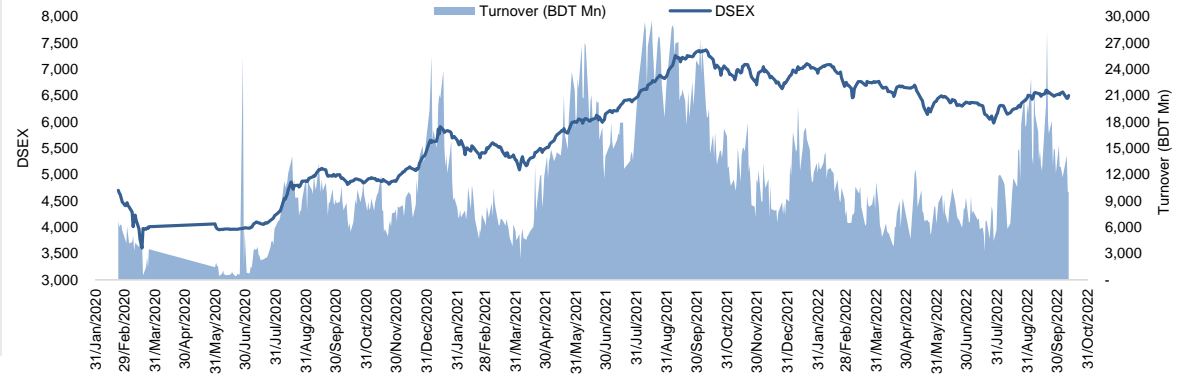


Daily Market Update

The market closed in green today. The benchmark index DSEX (+0.79%) gained 50.93 points and closed at 6,500.85. The blue-chip index DS30 (+0.26%), the Shariah-based index DSES (+0.92%), and the large-cap index CDSET (+0.20%) closed at 2,316.12, 1,428.08, and 1,261.44 points, respectively. Most of the large-cap sectors posted positive performance today. Pharmaceutical booked the highest gain of 0.80% followed by Engineering (+0.69%), Fuel & Power (+0.50%), Food & Allied (+0.08%), NBF1 (+0.02%), Telecommunication (0.00%), and Bank (-0.12%), respectively. Block trades contributed 1.1% of the overall market turnover. Orion Pharma Ltd. (-0.1%) was the most traded share with a turnover of BDT 891 million.



Index	Closing	Opening	Point Δ	%Δ	YTD %Δ
DSEX	6,500.85	6,449.92	+50.93	+0.79%	-3.8%
DS30	2,316.12	2,310.05	+6.07	+0.26%	-8.5%
DSES	1,428.08	1,415.02	+13.07	+0.92%	-0.2%
CDSET	1,261.44	1,258.96	+2.48	+0.20%	-7.2%

	Advanced	Declined	Unchanged	Total
All Category	138	32	198	368
A Category (Equity)	99	25	125	249
B Category (Equity)	34	5	54	93
N Category (Equity)	2	0	4	6
Z Category (Equity)	3	2	15	20
Mutual Funds	0	0	28	28
Corporate Bonds	0	0	1	1
Treasury Bonds	0	0	0	0

		Today	Last Day	Daily %Δ
Mcap	Mn BDT	7,746,691	7,720,704	+0.3%
	Mn USD	75,541	75,287	
Turnover	Mn BDT	9,941	10,104	-1.6%
	Mn USD	97	99	
Volume	Mn Shares	170	156	+9.1%
	No. of Trade	177,789	162,328	+9.5%

* Average Interbank Exchange Rate is BDT 102.55 as of Oct 11, 2022

Fahim Hassan Research Associate (880) 1709636546 fahim.hassan@bracepl.com	Md. Tanvir Ahmed Research Associate (880) 1708805201 mtanvir.ahmed@bracepl.com
---	--

Figure: Sectorial Turnover (BDT)

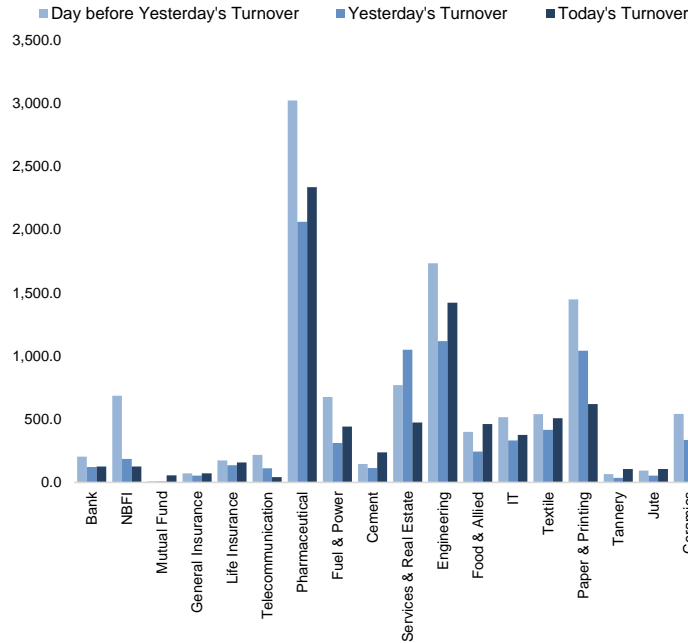
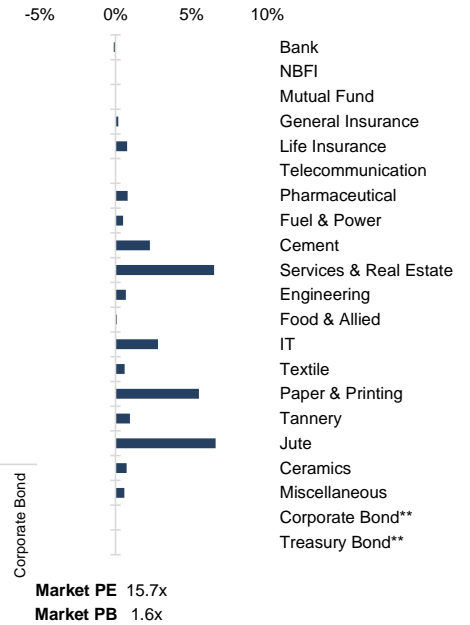


Figure: Sectorial Mcap Change



Sector Index	Closing	Opening	Points Δ	%Δ	No. of Companies	Mcap (BDT Mn)	% of Total Mcap	Turnover (BDT Mn)	% of Total Turnover	PE	PB	Top Twenty Market Cap	Mcap (BDT Mn)	% of Total Mcap	Turnover (BDT Mn)	PE	PB
Bank	1,436	1,438	-1.75	-0.12%	33	662,271	8.5%	126.2	1.3%	7.7x	0.8x	GP	386,996	8.4%	12.2	11.4x	7.7x
NBFI	1,952	1,952	+0.46	+0.02%	23	190,427	2.5%	126.6	1.3%	NM	3.8x	WALTONHIL	317,378	6.9%	0.0	26.1x	3.1x
Mutual Fund	854	854	-	-	37	38,632	0.5%	55.5	0.6%	NM	0.8x	BATBC	280,098	6.1%	4.8	18.1x	7.4x
General Insurance	3,141	3,136	+5.62	+0.18%	41	91,106	1.2%	71.3	0.8%	14.7x	1.5x	SQRUPHARMA	185,977	4.1%	11.0	10.0x	1.9x
Life Insurance	2,390	2,371	+18.11	+0.76%	13	66,597	0.9%	157.6	1.7%	NM	NM	ROBI	157,138	3.4%	0.2	NM	2.4x
Telecommunication	4,946	4,946	-	-	3	580,232	7.5%	41.1	0.4%	15.5x	4.6x	RENATA	139,694	3.0%	1.6	25.2x	4.9x
Pharmaceutical	4,021	3,989	+31.85	+0.80%	32	767,504	9.9%	2,335.4	24.6%	18.9x	2.7x	UPGDCL	135,475	3.0%	3.7	11.0x	4.1x
Fuel & Power	1,717	1,708	+8.56	+0.50%	23	452,647	5.8%	440.7	4.6%	11.4x	1.1x	BEXIMCO	111,205	2.4%	839.2	7.7x	1.4x
Cement	2,500	2,444	+55.42	+2.27%	7	120,052	1.5%	238.3	2.5%	26.1x	2.6x	BEACONPHAR	83,922	1.8%	53.6	89.7x	14.4x
Services & Real Estate	1,909	1,792	+116.55	+6.50%	8	75,409	1.0%	472.7	5.0%	82.7x	1.4x	LHBL	83,387	1.8%	225.8	21.4x	4.7x
Engineering	4,588	4,557	+31.41	+0.69%	42	538,622	7.0%	1,420.1	14.9%	20.3x	1.9x	MARICO	76,372	1.7%	5.6	21.8x	33.2x
Food & Allied	21,277	21,260	+17.21	+0.08%	21	379,120	4.9%	462.6	4.9%	22.8x	8.0x	ICB	75,585	1.7%	2.9	42.8x	1.7x
IT	2,882	2,803	+78.74	+2.81%	11	37,572	0.5%	375.0	3.9%	31.0x	2.6x	BXPHARMA	72,092	1.6%	54.8	12.6x	1.8x
Textile	1,691	1,680	+10.22	+0.61%	58	177,842	2.3%	508.2	5.3%	26.7x	1.1x	BRACBANK	57,619	1.3%	4.2	11.3x	1.0x
Paper & Printing	12,702	12,039	+663.34	+5.51%	6	48,939	0.6%	619.3	6.5%	NM	3.4x	ISLAMIBANK	52,486	1.1%	4.1	10.8x	0.8x
Tannery	3,125	3,096	+29.62	+0.96%	6	33,651	0.4%	105.3	1.1%	35.3x	3.2x	DUTCHBANGL	43,624	1.0%	23.6	7.5x	1.1x
Jute	12,051	11,305	+746.36	+6.60%	3	2,948	0.0%	105.7	1.1%	NM	41.6x	TITASGAS	41,448	0.9%	42.6	12.4x	0.6x
Ceramics	726	721	+5.26	+0.73%	5	33,598	0.4%	303.6	3.2%	31.5x	2.0x	POWERGRID	37,347	0.8%	6.5	10.2x	0.4x
Miscellaneous	4,473	4,447	+25.66	+0.58%	15	250,921	3.2%	1,541.3	16.2%	12.2x	2.1x	SUMITPOWER	36,308	0.8%	0.3	9.4x	1.0x
Corporate Bond**	90	90	-	-	9	37,277	0.5%	0.4	0.0%	NM	NM	BSCCL	36,098	0.8%	28.7	15.7x	3.4x
Treasury Bond**	100	100	-0.01	-0.01%	250	3,161,896	40.8%	0.0	0.0%	NM	NM						

Top Ten Gainers	Close Price (BDT)	Δ%	Turnover (BDT Mn)	PE	PB
SEAPEARL	147.6	+12.7%	223.5	NM	12.5x
PENINSULA	33.0	+10.0%	35.9	49.3x	1.1x
HAKKANIPUL	75.4	+9.9%	59.3	NM	3.2x
ISNLTD	60.0	+9.9%	59.4	NM	20.7x
AFTABAUTO	32.6	+9.8%	54.9	NM	0.6x
NAVANACNG	32.6	+9.8%	56.4	NM	1.0x
BDWELDING	27.1	+9.7%	10.7	NM	2x
INTRACO	48.2	+9.5%	166.0	46.1x	4.1x
DESHBANDHU	20.7	+9.5%	36.6	44.0x	1.1x
BPML	79.0	+8.8%	106.7	29.2x	1.7x

Top Twenty Free Float Mcap (BDT Mn)	Free Float Mcap (BDT Mn)	% of Total Free Float Mcap	PE	PB
SQRUPHARMA	121,685	7.0%	10.0x	1.9x
BEXIMCO	77,232	4.4%	7.7x	1.4x
BATBC	74,086	4.2%	18.1x	7.4x
RENATA	68,199	3.9%	25.2x	4.9x
BEACONPHAR	58,746	3.4%	89.7x	14.4x
BXPHARMA	50,334	2.9%	12.6x	1.8x
GP	38,700	2.2%	11.4x	7.7x
BRACBANK	30,976	1.8%	11.3x	1.0x
LHBL	29,452	1.7%	21.4x	4.7x
EBL	23,659	1.4%	7.5x	1.0x
ORIONPHARM	22,045	1.3%	33.8x	1.7x
PUBALIBANK	19,230	1.1%	5.7x	0.7x
NBL	19,116	1.1%	NM	0.5x
CITYBANK	17,776	1.0%	4.6x	0.7x
ROBI	15,714	0.9%	NM	2.4x
ALARABANK	14,857	0.8%	12.2x	1.1x
BSRMLTD	14,738	0.8%	5.1x	0.7x
OLYMPIC	14,639	0.8%	16.4x	2.6x
UPGDCL	13,547	0.8%	11.0x	4.1x
SUMITPOWER	13,358	0.8%	9.4x	1.0x

Most Traded Share	Close Price (BDT)	Δ%	Turnover (BDT Mn)	PE	PB
ORIONPHARM	138.5	-0.1%	891.0	33.8x	1.7x
BEXIMCO	126.9	-1.1%	839.2	7.7x	1.4x
IBP	26.9	+7.2%	319.4	26.5x	1.9x
JHRML	123.4	+6.4%	298.7	41.7x	4.0x
BSC	143.2	+6.2%	237.2	10.6x	2.1x
BBS	31.2	+7.2%	230.5	28.0x	2.0x
LHBL	71.8	+3.0%	225.8	21.4x	4.7x
SEAPEARL	147.6	+12.7%	223.5	NM	12.5x
ORIONINFU	919.6	+7.0%	216.3	NM	67.9x
PAPERPROC	293.4	+8.7%	208.1	63.5x	9.3x

Top Ten Losers	Close Price (BDT)	Δ%	Turnover (BDT Mn)	PE	PB
BIFC	10.8	-3.6%	0.8	NM	NM
KOHINOOR	646.5	-3.1%	44.2	58.9x	11x
OLYMPIC	120.7	-2.3%	23.3	16.4x	2.6x
NHFIL	47.7	-2.3%	55.2	21.0x	2.6x
MONNOAGML	600.0	-2.1%	45.1	NM	39.8x
UNIONCAP	9.7	-2.0%	6.0	NM	NM
AZIZPIPES	124.0	-1.9%	27.0	NM	NM
PRAGATIINS	58.3	-1.5%	1.8	10.1x	1.0x
RUPALILIFE	71.9	-1.4%	7.5	NM	NM
CITYBANK	22.0	-1.3%	1.5	4.6x	0.7x

Block Trade	Maximum Price (BDT)	Minimum Price (BDT)	No. of Trade	Quantity ('000)	Turnover (BDT Mn)
ORIONINFU	910.0	850.0	5.0	110	99.23
IPDC	62.7	57.6	5.0	636	38.53
FORTUNE	81.0	79.6	4.0	441	35.72
INTRACO	47.5	44.0	10.0	655	29.02
METROSPIN	45.6	39.4	6.0	581	23.34
PADMALIFE	51.0	51.0	7.0	441	22.48
SONALIPAPR	784.7	770.1	5.0	27	20.88
BEACONPHAR	378.1	378.1	2.0	53	19.85
SEAPEARL	137.0	118.0	12.0	151	19.25
BEXGSUKUK	87.5	87.5	1.0	210	18.38

* NBFI Sector PE calculation methodology has been modified to reflect positive earnings only.
 ** The base of the Bond index starts at 100, starting from Jan 13, 2022
 Similarly, Treasury Bond Index starts at 100, starting from Oct 10, 2022

Block Trade	Maximum Price (BDT)	Minimum Price (BDT)	Turnover (BDT Mn)	Quantity ('000)	No. of Trade
ORIONINFU	910.0	850.0	99.2	110	5
IPDC	62.7	57.6	38.5	636	5
FORTUNE	81.0	79.6	35.7	441	4
INTRACO	47.5	44.0	29.0	655	10
METROSPIN	45.6	39.4	23.3	581	6
PADMALIFE	51.0	51.0	22.5	441	7
SONALIPAPR	784.7	770.1	20.9	27	5
BEACONPHAR	378.1	378.1	19.9	53	2
SEAPEARL	137.0	118.0	19.2	151	12
BEXGSUKUK	87.5	87.5	18.4	210	1
MARICO	2,425.0	2,425.0	9.7	4	3
BSCCL	218.9	218.9	9.6	44	1
BATBC	518.8	518.7	7.1	14	2
SQURPHARMA	209.8	209.8	6.7	32	2
ORIONPHARM	147.0	132.0	6.5	46	4
ABBANK	9.9	9.9	5.9	600	1
PARAMOUNT	46.6	46.6	5.4	117	1
PF1STMF	10.6	10.6	5.3	500	1
GLOBALINS	32.7	32.7	4.6	140	1
STANDARINS	49.5	49.5	4.4	89	1
SUMITPOWER	34.0	34.0	3.4	100	1
CNATEX	10.2	10.2	3.1	300	1
Total			434.3		106

Important DSE News
SEAPEARL

The Board of Directors has recommended 15% cash dividend to general shareholder excluding sponsor and director out of the distributable profit of the company for the year ended June 30, 2022. The Sponsors/Directors hold 56,550,900 shares out of total 120,750,000 shares of the Company and the cash dividend to be payable to the general shareholders is Tk. 96,298,650.00. Date of AGM: 22.12.2022, Time: 11:00 AM, Venue: Digital Platform. Record Date: 17.11.2022. The Company has also reported EPS of Tk. 1.34, NAV per share of Tk. 11.77 and NOCFPS of Tk. 3.48 for the year ended June 30, 2022 as against Tk. 0.61, Tk. 10.63 and Tk. 2.64 respectively for the same period of the previous year. Reasons of deviation in EPS: The Company has made a net profit of Tk. 161,338,516.00 during the reporting year from 01 July, 2021 to 30 June, 2022 whereas the net profit during the previous year was Tk. 73,683,031.00.

Upcoming Corporate Events

DSE Ticker	Right Share	Dividend		Event	Date
		Stock	Cash		
Phoenix Finance and Investments Ltd.	-	0.0%	0.0%	Record Date	13-Oct-22
ADN Telecom Limited	-	0.0%	10.0%	Record Date	13-Oct-22
Rupali Bank Ltd.	-	2.0%	0.0%	Record Date	16-Oct-22
Bangladesh Industrial Fin. Co. Ltd.	-	0.0%	0.0%	Record Date	20-Oct-22
Meghna Insurance Company Limited	-	0.0%	3.0%	Record Date	24-Oct-22
Bangladesh Monospool Paper Manufacturing Co. Limited	-	10.0%	10.0%	Record Date	24-Oct-22
Paper Processing & Packaging Limited	-	7.0%	8.0%	Record Date	24-Oct-22
Apex Footwear Limited.	-	10.0%	35.0%	Record Date	24-Oct-22
KDS Accessories Limited	-	0.0%	16.0%	Record Date	1-Nov-22
Doreen Power Generations and Systems Limited	-	12.0%	18.0%	Record Date	6-Nov-22
Bangladesh Submarine Cable Company Limited	-	0.0%	46.0%	Record Date	7-Nov-22
eGeneration Limited	-	0.0%	10.0%	Record Date	15-Nov-22
Deshbandhu Polymer Limited	-	0.0%	5.0%	Record Date	15-Nov-22
Sea Pearl Beach Resort & Spa Limited	-	0.0%	15.0%	Record Date	17-Nov-22

Disclaimer: This report has been prepared by BRAC EPL Stock Brokerage Ltd and is provided for information purposes. It is not, under any circumstances, to be used or considered as an offer to sell, or a solicitation of any offer to buy. Reasonable care has been taken to ensure that the information is not untrue and misleading. BRAC EPL Stock Brokerage Ltd makes no representation or warranty as to the accuracy or completeness of such information. All opinions and estimates included in this report constitute our judgment as of this date and are subject to change without notice.