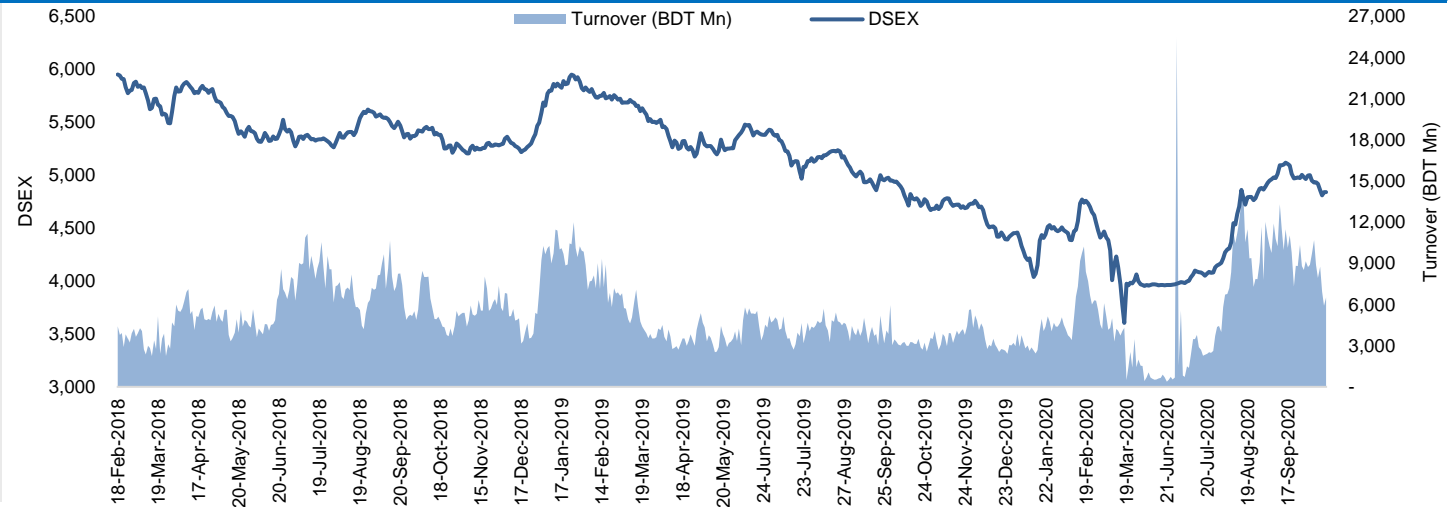


Daily Market Update

The market closed in red today. The benchmark index DSEX (-0.02%) lost 0.8 points and closed at 4,839.05. The blue-chip index DS30 (+0.43%), the Shariah-based index DSES (+0.43%), and the large-cap index CDSET (+0.42%) closed at 1,656.33, 1,108.45, and 977.31 points, respectively. All the large-cap sectors posted positive performance today except Bank (-0.01%), and NBF1 (-2.89%). Engineering booked the highest gain of 4.93% followed by Food & Allied (+1.65%), Fuel & Power (+0.87%), Telecommunication (+0.70%), Pharmaceutical (+0.40%), respectively. Block trades contributed 3.0% of the overall market turnover. Asia Pacific General Insurance Co. Ltd. (+7.6%) was the most traded share with a turnover of BDT 242 million.

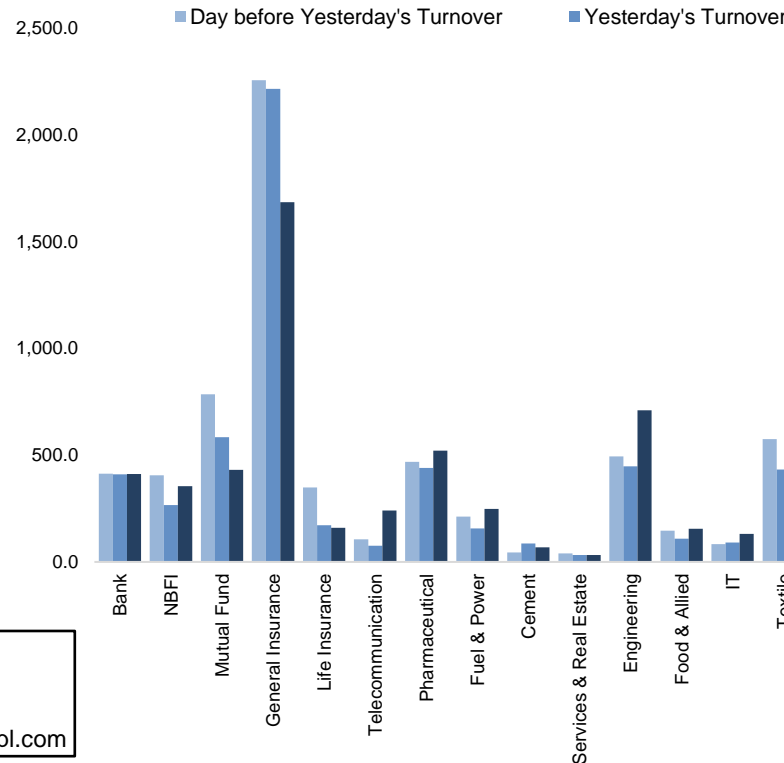
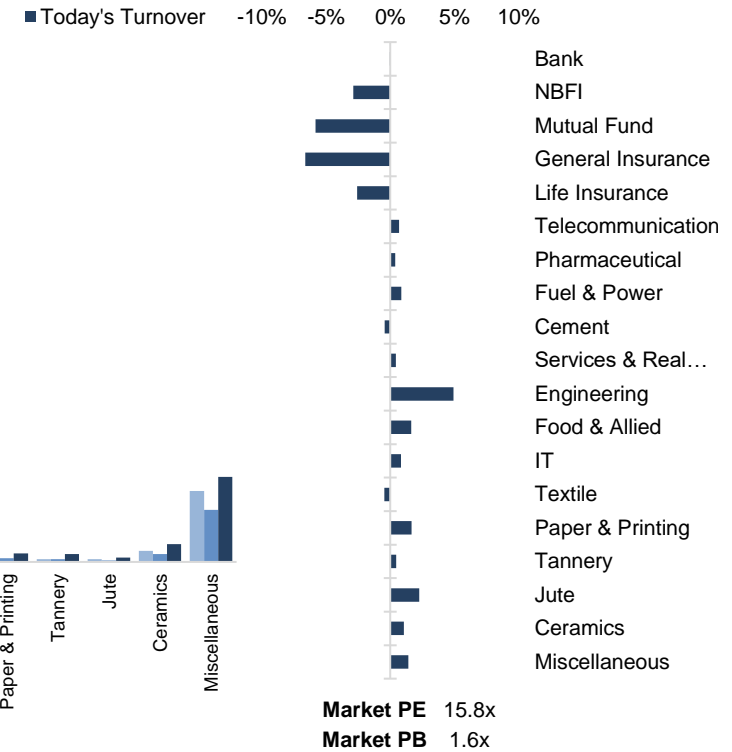


Index	Closing	Opening	Point Δ	%Δ	YTD %Δ
DSEX	4,839.05	4,839.86	-0.80	-0.02%	+8.7%
DS30	1,656.33	1,649.19	+7.14	+0.43%	+9.4%
DSES	1,108.45	1,103.75	+4.70	+0.43%	+10.9%
CDSET	977.31	973.24	+4.07	+0.42%	+8.6%

	Advanced	Declined	Unchanged	Total
All Category	134	169	52	355
A Category (Equity)	94	130	36	260
B Category (Equity)	24	22	9	55
N Category (Equity)	2	1	0	3
Z Category (Equity)	14	16	7	37
Mutual Funds	0	37	0	37
Corporate Bonds	1	1	0	2

	Today	Last Day	Daily %Δ	
Mcap	Mn BDT	3,946,649	3,926,764	+0.5%
	Mn USD	46,453	46,219	
Turnover	Mn BDT	6,507	5,899	+10.3%
	Mn USD	77	69	
Volume	Mn Shares	262	251	+4.1%
No. of Trade		160,677	139,729	+15.0%

Md. Rafiqul Islam Research Associate (880) 1708805229 mrafiqulislam@bracepl.com	Md Mahirul Quddus Research Associate (880) 1709636546 mmahirul.quddus@bracepl.com
---	---

Figure: Sectorial Turnover (BDT Mn)

Figure: Sectorial Mcap Change


Market PE 15.8x
Market PB 1.6x

Sector Index	Closing	Opening	Points Δ	%Δ	No. of Companies	Mcap (BDT Mn)	% of Total Mcap	Turnover (BDT Mn)	% of Total Turnover	PE	PB	Top Twenty Market Cap	Mcap (BDT Mn)	% of Total Mcap	Turnover (BDT Mn)	PE	PB
Bank	1,304	1,304	-0.13	-0.01%	30	539,529	15.9%	411.9	6.5%	8.0x	0.7x	GP	451,135	13.3%	32.4	13.3x	8.9x
NBFI	1,859	1,915	-55.32	-2.89%	23	168,231	4.9%	353.9	5.6%	NM	2.5x	WALTONHIL	248,492	7.3%	167.7	17.6x	3.1x
Mutual Fund	757	803	-46.76	-5.82%	37	38,797	1.1%	430.3	6.8%	NM	0.8x	BATBC	195,354	5.7%	32.6	17.1x	5.6x
General Insurance	2,876	3,081	-204.28	-6.63%	36	73,814	2.2%	1,683.4	26.7%	18.6x	1.5x	SQRPHARM	173,913	5.1%	63.4	12.7x	2.4x
Life Insurance	1,958	2,010	-52.07	-2.59%	12	53,230	1.6%	159.9	2.5%	NM	NM	UPGDCL	153,145	4.5%	83.7	21.3x	5.5x
Telecommunication	4,672	4,640	+32.31	+0.70%	2	473,876	13.9%	239.9	3.8%	13.6x	8.2x	RENATA	101,975	3.0%	6.9	23.8x	5.2x
Pharmaceutical	2,929	2,917	+11.68	+0.40%	32	554,434	16.3%	520.0	8.2%	18.5x	2.5x	ICB	71,679	2.1%	4.0	NM	3.8x
Fuel & Power	1,718	1,703	+14.74	+0.87%	19	424,251	12.5%	248.2	3.9%	11.7x	1.3x	MARICO	67,665	2.0%	11.2	25.6x	48.8x
Cement	1,265	1,271	-5.51	-0.43%	7	78,097	2.3%	68.0	1.1%	32.2x	2.0x	BERGERPBL	63,069	1.9%	2.5	31.3x	6.6x
Services & Real Estate	1,018	1,014	+4.37	+0.43%	9	40,517	1.2%	33.0	0.5%	22.4x	0.8x	BRACBANK	49,323	1.5%	173.0	13.7x	1.1x
Engineering	3,525	3,360	+165.67	+4.93%	40	400,412	11.8%	709.0	11.2%	17.5x	1.7x	LHBL	46,107	1.4%	21.3	25.6x	2.9x
Food & Allied	13,223	13,009	+214.65	+1.65%	17	249,163	7.3%	155.0	2.5%	19.2x	5.8x	BXPHERMA	44,449	1.3%	177.7	13.0x	1.5x
IT	2,090	2,073	+17.34	+0.84%	10	23,535	0.7%	130.9	2.1%	20.4x	2.3x	SUMITPOWER	42,929	1.3%	15.0	7.8x	1.3x
Textile	1,145	1,150	-5.19	-0.45%	56	115,607	3.4%	590.2	9.4%	NM	0.8x	ISLAMIBANK	42,343	1.2%	10.8	8.0x	0.7x
Paper & Printing	5,245	5,160	+85.67	+1.66%	4	14,828	0.4%	39.2	0.6%	255.1x	1.1x	DUTCHBANGL	35,915	1.1%	6.9	7.6x	1.1x
Tannery	1,671	1,663	+7.91	+0.48%	6	18,025	0.5%	37.6	0.6%	NM	1.7x	OLYMPIC	35,769	1.1%	17.3	17.7x	4.6x
Jute	10,037	9,815	+221.98	+2.26%	3	2,239	0.1%	19.9	0.3%	NM	8.4x	TITASGAS	32,644	1.0%	14.2	8.4x	0.5x
Ceramics	431	426	+4.58	+1.08%	5	22,242	0.7%	83.7	1.3%	62.8x	1.5x	EBL	29,387	0.9%	1.8	7.4x	1.1x
Miscellaneous	1,930	1,903	+26.98	+1.42%	13	107,969	3.2%	397.1	6.3%	25.0x	1.2x	MJLBD	26,829	0.8%	1.1	14.5x	1.9x
												GLAXOSMITH	25,619	0.8%	0.5	24.7x	20.2x

Top Ten Gainers	Close Price (BDT)	Δ%	Turnover (BDT Mn)	PE	PB
GPHISPAT	28.6	+10.0%	6.3	17.5x	1.7x
MEGCONMILK	17.6	+10.0%	3.3	NM	NM
GOLDENSON	9.9	+10.0%	16.2	NM	0.5x
BSCCL	137.9	+10.0%	207.5	27.2x	3.5x
NLTUBES	115.9	+10.0%	66.7	122.4x	0.7x
MEGHNA PET	16.6	+9.9%	1.5	NM	NM
KBPPWBIL	9.1	+9.6%	26.4	94.7x	0.9x
GQBALLPEN	202.8	+8.4%	26.4	NM	1.4x
ASIAPACINS	62.4	+7.6%	242.5	31.7x	2.9x
DULAMIACOT	87.4	+7.2%	5.4	NM	NM

Top Ten Losers	Close Price (BDT)	Δ%	Turnover (BDT Mn)	PE	PB
PEOPLESINS	29.7	-10.0%	30.5	16.2x	1.1x
KARNAPHULI	28.0	-10.0%	30.9	24.7x	1.5x
BDFINANCE	21.7	-10.0%	120.4	10.8x	1.2x
PHENIXINS	34.4	-9.9%	19.2	16.8x	1.0x
FEDERALINS	20.9	-9.9%	69.5	29.0x	1.7x
RUPALIINS	29.3	-9.8%	76.1	19.2x	1.3x
EASTLAND	32.2	-9.8%	70.3	25.5x	1.6x
JANATAINS	27.6	-9.8%	20.5	25.1x	2.0x
NITOLINS	48.2	-9.7%	50.6	8.3x	1.8x
SANDHANINS	28.8	-9.7%	82.6	NM	NM

Top Twenty Free Float Mcap	Free Float Mcap (BDT Mn)	% of Total Free Float Mcap	PE	PB
SQRPHARMA	113,791	9.0%	12.7x	2.4x
BATBC	51,671	4.1%	17.1x	5.6x
RENATA	49,784	3.9%	23.8x	5.2x
GP	45,114	3.6%	13.3x	8.9x
BXPHERMA	38,586	3.1%	13.0x	1.5x
BRACBANK	27,478	2.2%	13.7x	1.1x
OLYMPIC	25,837	2.0%	17.7x	4.6x
ISLAMIBANK	20,628	1.6%	8.0x	0.7x
EBL	20,113	1.6%	7.4x	1.1x
CITYBANK	17,656	1.4%	13.2x	1.0x
PUBALIBANK	17,260	1.4%	17.8x	0.8x
BEXIMCO	16,374	1.3%	21.7x	0.3x
LHBL	16,285	1.3%	25.6x	2.9x
SUMITPOWER	15,793	1.2%	7.8x	1.3x
UPGDCL	15,314	1.2%	21.3x	5.5x
NBL	15,186	1.2%	5.4x	0.4x
PRIMEBANK	12,020	1.0%	16.6x	0.7x
BEACONPHAR	11,189	0.9%	139.1x	5.3x
SHAHJABANK	11,081	0.9%	12.5x	1.1x
SOUTHEASTB	10,912	0.9%	8.1x	0.4x

Most Traded Share	Close Price (BDT)	Δ%	Turnover (BDT Mn)	PE	PB
ASIAPACINS	62.4	+7.6%	242.5	31.7x	2.9x
BSCCL	137.9	+10.0%	207.5	27.2x	3.5x
BEXIMCO	23.4	+0.4%	192.0	21.7x	0.3x
BXPHERMA	109.6	-1.3%	177.7	13.0x	1.5x
BRACBANK	37.2	-0.5%	173.0	13.7x	1.1x
WALTONHIL	820.3	+6.9%	167.7	17.6x	3.1x
CONTININS	52.2	-5.8%	149.6	46.2x	2.5x
PTL	65.2	+3.5%	135.3	14.0x	3.0x
BDFINANCE	21.7	-10.0%	120.4	10.8x	1.2x
EIL	30.4	-8.4%	89.3	30.6x	2.7x

Block Trade	Maximum Price (BDT)	Minimum Price (BDT)	Turnover (BDT Mn)	Quantity ('000)	No. of Trade
ACFL	30.6	30.5	9.2	300	3
ADVENT	22.8	22.8	0.6	25	1
ASIAPACINS	58	58	1.2	20	1
BANGAS	140	140	0.5	4	1
BATBC	1050	1050	47.3	45	4
BEXIMCO	25.2	25.2	0.7	30	1
BNICL	33.5	33.5	0.8	25	1
BRACBANK	37.8	37	45.8	1,235	8
BSCCL	121	121	9.7	80	1
DBH	89.1	89.1	0.5	6	1

Block Trade	Maximum Price (BDT)	Minimum Price (BDT)	Turnover (BDT Mn)	Quantity ('000)	No. of Trade
DULAMIACOT	77	77	1.5	20	2
EASTERNINS	80	80	0.5	7	1
EASTLAND	36	34.9	1.9	55	2
GLOBALINS	31	31	1.6	50	2
HFL	28.1	28.1	9.0	320	4
KDSALTD	51	51	1.3	25	1
KPPL	15.9	15.9	0.8	50	1
LHBL	43.5	43.5	0.8	18	1
MARICO	2150	2150	8.6	4	1
MBL1STMF	7.4	7.4	1.2	156	1
MERCANBANK	11.4	11.4	0.8	70	1
MLDYEING	49.4	45	1.0	21	2
NLTUBES	110	110	0.6	5	1
OLYMPIC	179	179	35.8	200	2
PARAMOUNT	135.1	124.2	3.2	24	2
RUPALIINS	33	33	2.5	75	3
SANDHANINS	35	35	1.0	29	1
SHURWID	23	23	0.5	23	1
SKTRIMS	56.4	56	6.6	117	10
Total			195.3		61

Important DSE News
KDSALTD

The Board of Directors has recommended 7.50% cash and 7.50% stock dividend for the year ended on June 30, 2020. Date of AGM: 19.11.2020, Time: 11:00 AM, Venue: Digital Platform. Record Date: 04.11.2020. The Company has also reported EPS of Tk. 2.18, NAV per share of Tk. 24.99 and NOCFPS of Tk. 8.12 for the year ended on June 30, 2020 as against Tk. 2.09, Tk. 24.94 and Tk. 2.02 respectively for the same period of the previous year. The Company has also informed that a) stock dividend declare will be utilized for automation of existing finishing line of corrugated packaging. b) stock dividend is declared out of the distributable profit of the Company for the year ended on June 30, 2020. Bonus shares is not declared from capital reserve or revaluation reserve or any unrealized gain or out of profit earned prior to incorporation of the Company or through reducing paid up capital or through doing anything so that the post dividend retained earnings become negative or a debit balance.

The Company has informed that the Board of Directors has approved to invest BDT 144.50 million (estimated) for procuring machineries and civil construction for finishing line automation of corrugated packaging which will increase the ability to maximize total capacity utilization with variety of printing breakdown and product sizes. After automation, the overall capacity utilization can be increased by another 15% from existing i.e. additional 30,00,000 pcs of carton box per year can be finished upon having order. It may generate approximate additional sales revenue of BDT 250.00 million annually. This project will be financed through combination of bank loan and Company's own source.

EXCH

DSENEWS: Hon'ble investors of Crest Securities Ltd. (DSE TREC # 008) who have applied for share transmission through link BO accounts having negative ledger balance are hereby requested to deposit the negative amount in "A/C No. 0000102545041, IFIC Bank Ltd., Nikunja Branch" and also requested to submit the money receipt/deposit slip along with BO number and client code to Dhaka Stock Exchange Limited, DSE Tower (Level-3), Holding # 46, Road # 21, Nikunja-2, Dhaka-1229.

Upcoming Corporate Events

DSE Ticker	Right Share	Dividend		Event	Date
		Stock	Cash		
EIL	-	NA	NA	Record Date	14-Oct-20
APEXTANRY	-	0.0%	12.0%	Record Date	20-Oct-20
BARKAPOWER	-	NA	NA	Record Date	21-Oct-20
PRIMEFIN	-	0.0%	2.0%	Record Date	22-Oct-20
SINGERBD	-	NA	NA	Record Date	22-Oct-20
NAHEEACP	-	7.0%	8.0%	Record Date	22-Oct-20

Upcoming IPOs

Company Name	Event	Opening Date	Closing Date
Lub-rref (Bangladesh)	Bidding	12-10-20	15-10-20
Dominage Steel	Subscription	19-10-20	25-10-20
Crystal Insurance	Subscription	10-11-20	16-11-20

Disclaimer: This report has been prepared by BRAC EPL Stock Brokerage Ltd and is provided for information purposes. It is not , under any circumstances, to be used or considered as an offer to sell, or a solicitation of any offer to buy. Reasonable care has been taken to ensure that the information is not untrue and misleading. BRAC EPL Stock Brokerage Ltd makes no representation or warranty as to the accuracy or completeness of such information. All opinions and estimates included in this report constitute our judgment as of this date and are subject to change without notice.