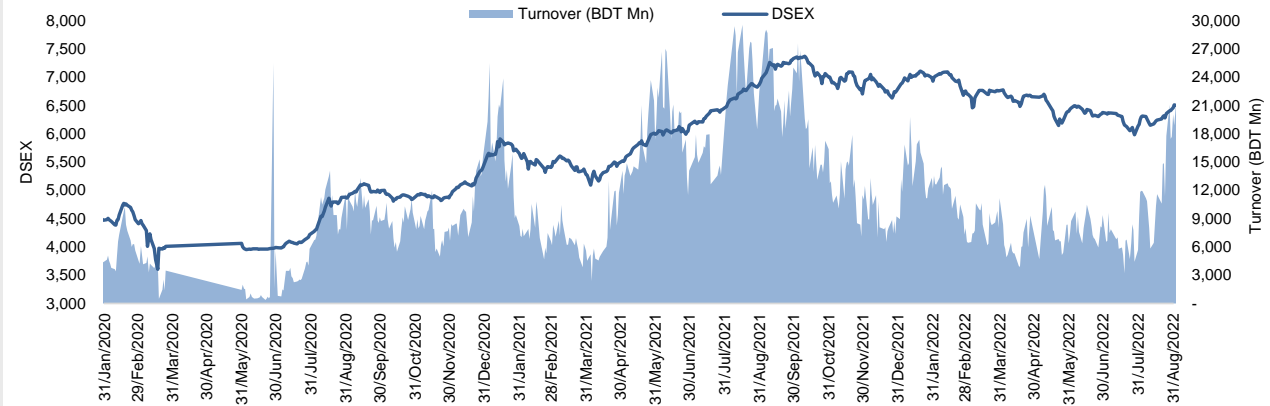


Daily Market Update

The market closed in green today. The benchmark index DSEX (+1.18%) gained 76.46 points and closed at 6,547.46. The blue-chip index DS30 (+2.04%), the Shariah-based index DSES (+1.65%), and the large-cap index CDSET (+1.86%) closed at 2,353.58, 1,442.22, and 1,288.83 points, respectively. Most of the large-cap sectors posted positive performance today. Pharmaceutical booked the highest gain of 2.73% followed by Fuel & Power (+0.75%), Bank (+0.64%), Engineering (+0.26%), Food & Allied (+0.06%), Telecommunication (-0.17%), and NBF1 (-0.64%), respectively. Block trades contributed 0.7% of the overall market turnover. Orion Pharma Ltd. (+10.0%) was the most traded share with a turnover of BDT 2,301 million.



Index	Closing	Opening	Point Δ	%Δ	YTD %Δ
DSEX	6,547.46	6,471.00	+76.46	+1.18%	-3.1%
DS30	2,353.58	2,306.46	+47.12	+2.04%	-7.1%
DSES	1,442.22	1,418.82	+23.40	+1.65%	+0.8%
CDSET	1,288.83	1,265.28	+23.55	+1.86%	-5.2%

	Advanced	Declined	Unchanged	Total
All Category	131	155	92	378
A Category (Equity)	93	113	51	257
B Category (Equity)	30	40	23	93
N Category (Equity)	4	0	2	6
Z Category (Equity)	4	2	16	22
Mutual Funds	3	14	15	32
Corporate Bonds	1	0	1	2

		Today	Last Day	Daily %Δ
Mcap	Mn BDT	5,226,644	5,194,981	
	Mn USD	55,017	54,684	+0.6%
Turnover	Mn BDT	22,014	13,150	+67.4%
	Mn USD	232	138	
Volume	Mn Shares	403	257	+57.1%
No. of Trade		281,604	212,438	+32.6%

* Exchange Rate is BDT 95.00 as of Sep 07, 2022

Fahim Hassan Research Associate (880) 1709636546 fahim.hassan@bracepl.com	Billal Hossain Research Associate (880) 1708805229 billal.hossain@bracepl.com
---	---

Figure: Sectorial Turnover (BDT)

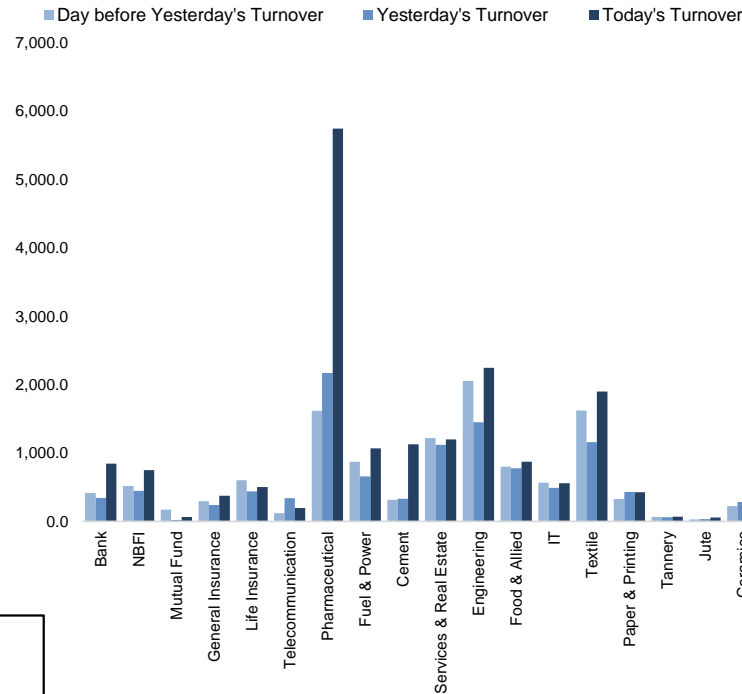
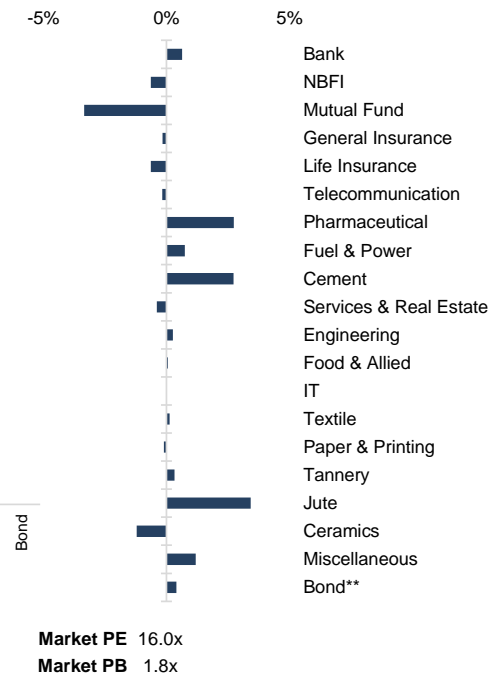


Figure: Sectorial Mcap Change



Sector Index	Closing	Opening	Points Δ	%Δ	No. of Companies	Mcap (BDT Mn)	% of Total Mcap	Turnover (BDT Mn)	% of Total Turnover	PE	PB	Top Twenty Market Cap	Mcap (BDT Mn)	% of Total Mcap	Turnover (BDT Mn)	PE	PB
Bank	1,463	1,453	+9.32	+0.64%	33	672,922	14.6%	846.8	4.0%	7.8x	0.8x	GP	387,266	8.4%	44.1	11.4x	7.7x
NBFI	2,077	2,091	-13.28	-0.64%	23	201,130	4.4%	751.2	3.5%	NM	3.9x	WALTONHIL	317,378	6.9%	0.9	26.1x	3.1x
Mutual Fund	862	892	-29.86	-3.35%	36	37,739	0.8%	64.1	0.3%	NM	0.8x	BATBC	280,098	6.1%	157.8	18.1x	7.4x
General Insurance	3,237	3,242	-5.29	-0.16%	41	94,820	2.1%	374.8	1.8%	15.3x	1.5x	SQURPHARMA	187,839	4.1%	292.9	10.1x	1.9x
Life Insurance	2,346	2,361	-15.03	-0.64%	13	68,154	1.5%	502.2	2.4%	NM	NM	ROBI	157,138	3.4%	2.4	NM	2.4x
Telecommunication	4,946	4,955	-8.66	-0.17%	3	582,134	12.6%	196.7	0.9%	15.5x	4.6x	RENATA	139,726	3.0%	87.1	25.2x	4.9x
Pharmaceutical	4,055	3,947	+107.94	+2.73%	32	758,895	16.4%	5,747.0	26.9%	18.7x	2.7x	UPGDCL	136,750	3.0%	11.2	11.1x	4.2x
Fuel & Power	1,814	1,801	+13.55	+0.75%	23	467,634	10.1%	1,066.9	5.0%	11.7x	1.2x	BEXIMCO	108,926	2.4%	1,513.2	7.6x	1.4x
Cement	2,775	2,702	+73.60	+2.72%	7	132,310	2.9%	1,129.6	5.3%	28.8x	2.9x	LHBL	94,071	2.0%	1,079.9	24.1x	5.3x
Services & Real Estate	1,762	1,769	-6.92	-0.39%	8	64,172	1.4%	1,200.5	5.6%	89.3x	1.2x	BERGERPBL	83,012	1.8%	1.2	26.9x	7.2x
Engineering	4,690	4,678	+12.10	+0.26%	42	544,671	11.8%	2,247.5	10.5%	20.5x	1.9x	BXPHARMA	81,371	1.8%	535.1	14.2x	2.0x
Food & Allied	21,783	21,770	+13.48	+0.06%	21	384,265	8.3%	871.0	4.1%	23.1x	8.1x	ICB	78,648	1.7%	10.8	44.5x	1.7x
IT	2,676	2,675	+0.18	+0.01%	11	33,961	0.7%	556.7	2.6%	27.6x	2.4x	MARICO	77,780	1.7%	14.3	22.2x	33.8x
Textile	1,711	1,708	+2.22	+0.13%	58	182,719	4.0%	1,901.1	8.9%	27.4x	1.1x	BEACONPHAR	73,920	1.6%	77.0	79.0x	12.7x
Paper & Printing	12,044	12,056	-12.35	-0.10%	6	41,920	0.9%	429.0	2.0%	NM	2.9x	BRACBANK	57,619	1.2%	6.1	11.3x	1.0x
Tannery	3,172	3,162	+10.26	+0.32%	6	33,605	0.7%	69.4	0.3%	35.4x	3.2x	ISLAMIBANK	56,028	1.2%	348.4	11.5x	0.8x
Jute	10,435	10,090	+345.24	+3.42%	3	2,315	0.1%	57.2	0.3%	NM	32.7x	DUTCHBANGL	45,015	1.0%	78.2	7.8x	1.2x
Ceramics	799	809	-9.77	-1.21%	5	34,786	0.8%	457.1	2.1%	32.6x	2.1x	TITASANG	43,130	0.9%	82.1	12.9x	0.6x
Miscellaneous	4,564	4,510	+53.45	+1.19%	15	248,240	5.4%	2,864.7	13.4%	12.1x	2.1x	POWERGRID	41,908	0.9%	143.1	11.4x	0.4x
Bond**	90	89	+0.36	+0.41%	9	37,148	0.8%	1.8	0.0%	NM	NM	SUMITPOWER	37,803	0.8%	12.9	9.0x	1.0x

Top Ten Gainers	Close Price (BDT)	Δ%	Turnover (BDT Mn)	PE	PB
ORIONPHARM	117.1	+10.0%	2,301.4	28.5x	1.4x
ACIFORMULA	191.6	+9.9%	344.0	32.4x	2.9x
ADVENT	31.0	+8.8%	199.2	26.3x	2.2x
ORIONINFU	385.4	+8.7%	299.1	NM	28.4x
BEACONPHAR	320.0	+8.7%	77.0	79.0x	12.7x
IBNSINA	337.0	+8.7%	49.0	17.4x	4.0x
BXPHARMA	182.4	+7.8%	535.1	14.2x	2x
DGIC	41.3	+7.6%	48.6	30.6x	3.4x
KOHINOOR	589.6	+7.5%	43.6	53.7x	10.4x
BDWELDING	27.9	+7.3%	84.4	NM	2.4x

Top Twenty Free Float Mcap	Free Float Mcap (BDT Mn)	% of Total Free Float Mcap	PE	PB
SQURPHARMA	122,903	7.0%	10.1x	1.9x
BEXIMCO	75,649	4.3%	7.6x	1.4x
BATBC	74,086	4.2%	18.1x	7.4x
RENATA	68,214	3.9%	25.2x	4.9x
BXPHARMA	56,813	3.2%	14.2x	2.0x
BEACONPHAR	51,744	2.9%	79.0x	12.7x
GP	38,727	2.2%	11.4x	7.7x
LHBL	33,226	1.9%	24.1x	5.3x
BRACBANK	30,976	1.8%	11.3x	1.0x
ISLAMIBANK	25,168	1.4%	11.5x	0.8x
EBL	24,105	1.4%	7.6x	1.1x
PUBALIBANK	20,004	1.1%	5.9x	0.7x
NBL	19,116	1.1%	NM	0.5x
CITYBANK	18,665	1.1%	4.9x	0.7x
ORIONPHARM	18,638	1.1%	28.5x	1.4x
OLYMPIC	17,513	1.0%	19.7x	3.1x
BSRMLTD	15,875	0.9%	5.5x	0.7x
ROBI	15,714	0.9%	NM	2.4x
ALARABANK	14,609	0.8%	12.0x	1.1x
IFIC	14,297	0.8%	12.4x	0.7x

Most Traded Share	Close Price (BDT)	Δ%	Turnover (BDT Mn)	PE	PB
ORIONPHARM	117.1	+10.0%	2,301.4	28.5x	1.4x
BEXIMCO	124.3	+2.6%	1,513.2	7.6x	1.4x
LHBL	81.0	+3.7%	1,079.9	24.1x	5.3x
NAHEEACP	87.7	+3.8%	722.5	30.1x	4.7x
JHRML	99.6	+2.6%	699.0	33.6x	3.2x
BXPHARMA	182.4	+7.8%	535.1	14.2x	2.0x
EHL	85.7	-7.8%	495.6	17.4x	1.2x
ACMELAB	99.9	+6.4%	486.9	10.6x	1.0x
BSC	137.2	+1.0%	432.7	10.2x	2.0x
MALEKSPIN	41.2	+2.7%	417.2	9.5x	0.9x

Top Ten Losers	Close Price (BDT)	Δ%	Turnover (BDT Mn)	PE	PB
EBLNRBMF	6.6	-9.6%	0.6	NM	0.7x
IFIC1STMF	5.1	-8.9%	3.5	NM	1x
EHL	85.7	-7.8%	495.6	17.4x	1.2x
FBFIF	5.0	-7.4%	7.1	NM	0.5x
POPULAR1MF	5.1	-7.3%	6.6	NM	0.5x
PHPMF1	5.2	-7.1%	2.0	NM	0.6x
ABB1STMF	5.2	-7.1%	2.2	NM	0.6x
TRUSTB1MF	5.6	-6.7%	1.8	NM	0.6x
SONARGAON	62.3	-5.9%	26.7	NM	5.5x
GRAMSENS2	15.2	-5.6%	12.1	NM	1.0x

Block Trade	Maximum Price (BDT)	Minimum Price (BDT)	No. of Trade	Quantity ('000)	Turnover (BDT Mn)
ORIONPHARM	112.2	101.0	41.0	2,118	223.95
ORIONINFU	354.9	324.0	27.0	681	223.27
NAHEEACP	85.2	84.0	6.0	700	59.33
SONALIPAPR	720.0	700.0	3.0	46	33.25
BEACONPHAR	320.0	280.0	20.0	102	32.26
KDSALTD	77.0	77.0	1.0	170	13.09
SUNLIFEINS	72.3	64.2	4.0	175	12.04
INTRACO	37.5	35.5	2.0	210	7.68
AL-HAJTEX	137.0	137.0	5.0	52	7.12
GSPFINANCE	33.3	30.3	4.0	199	6.43

*NBFI Sector PE calculation methodology has been modified to reflect positive earnings only.

** The base of the Bond index starts at 100, starting from Jan 13, 2022.

Block Trade	Maximum Price (BDT)	Minimum Price (BDT)	Turnover (BDT Mn)	Quantity ('000)	No. of Trade
ORIONPHARM	112.2	101.0	224.0	2,118	41
ORIONINFU	354.9	324.0	223.3	681	27
NAHEEACP	85.2	84.0	59.3	700	6
SONALIPAPR	720.0	700.0	33.2	46	3
BEACONPHAR	320.0	280.0	32.3	102	20
KDSALTD	77.0	77.0	13.1	170	1
SUNLIFEINS	72.3	64.2	12.0	175	4
INTRACO	37.5	35.5	7.7	210	2
AL-HAJTEX	137.0	137.0	7.1	52	5
GSPFINANCE	33.3	30.3	6.4	199	4
SALVOCHEM	64.0	61.8	6.0	96	4
SEAPEARL	70.0	70.0	5.6	80	2
IPDC	64.0	64.0	5.4	85	1
DGIC	39.5	39.5	4.0	100	2
FORTUNE	80.0	79.9	3.7	46	2
FAREASTLIF	92.0	88.0	3.2	35	2
ALIF	14.7	14.7	2.6	180	1
MHSML	32.0	31.9	2.4	74	2
FEKDIL	23.1	23.1	2.3	100	1
KOHINOOR	589.6	589.6	2.2	4	3
NCCBANK	14.1	14.1	2.2	155	1
EGEN	51.8	51.8	2.1	40	1
Total			678.4		154

Important DSE News

LANKABAFIN

Mrs. Aneesa Mahial Kundanmal, one of the Sponsor Directors of the Company, has expressed her intention to sell 20,00,000 shares out of her holdings of 4,15,03,844 shares of the Company at prevailing market price (in the Public Market) through Dhaka Stock Exchange within next 30 working days.

GENEXIL

The Company has informed that the Board of Directors has decided to sign an agreement with "Banglalink Digital Communications Ltd.". Under this agreement Genex will be managing the Customer Experience Operations for the Telecom Operator for next 5 years. The Agreement covers services the Company has been providing since 2017, and the entire scope has been enhanced and renewed for a further 5 years. From this project the company is expected to generate BDT 12.00 crore revenue per year.

Upcoming Corporate Events

DSE Ticker	Right Share	Dividend		Event	Date
		Stock	Cash		
CAPM BDBL Mutual Fund 01	-	0.0%	8.0%	Record Date	11-Sep-22
CAPM IBBL Islamic Mutual Fund	-	0.0%	8.0%	Record Date	11-Sep-22
Fareast Finance & Investment Limited	-	0.0%	0.0%	Record Date	11-Sep-22
MIDAS Financing Ltd.	-	1.0%	0.0%	Record Date	11-Sep-22
International Leasing & Financial Services Ltd.	-	0.0%	0.0%	Record Date	15-Sep-22
Sandhani Life Insurance Company Ltd.	-	0.0%	12.0%	Record Date	21-Sep-22
Meghna Life Insurance Co. Ltd.	-	10.0%	15.0%	Record Date	25-Sep-22
The IBN SINA Pharmaceutical Industry Ltd.	-	0.0%	60.0%	Record Date	29-Sep-22
Phoenix Finance and Investments Ltd.	-	0.0%	0.0%	Record Date	13-Oct-22

Disclaimer: This report has been prepared by BRAC EPL Stock Brokerage Ltd and is provided for information purposes. It is not, under any circumstances, to be used or considered as an offer to sell, or a solicitation of any offer to buy. Reasonable care has been taken to ensure that the information is not untrue and misleading. BRAC EPL Stock Brokerage Ltd makes no representation or warranty as to the accuracy or completeness of such information. All opinions and estimates included in this report constitute our judgment as of this date and are subject to change without notice.