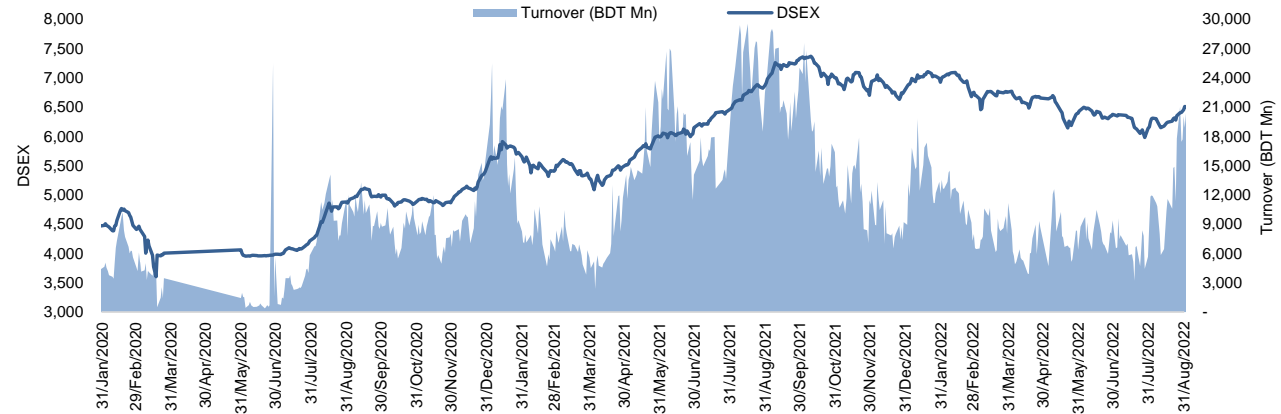


## Daily Market Update

The market closed in green today. The benchmark index DSEX (+0.19%) gained 12.55 points and closed at 6,560.02. The blue-chip index DS30 (+0.96%), the Shariah-based index DSES (-0.07%), and the large-cap index CDSET (+0.70%) closed at 2,376.17, 1,441.25, and 1,297.80 points, respectively. Most of the large-cap sectors posted negative performance today. Pharmaceutical gained 0.65%, while Fuel & Power experienced the highest loss of 0.74% followed by Engineering (-0.51%), Food & Allied (-0.36%), Bank (-0.35%), NBFI (-0.18%), and Telecommunication (-0.02%), respectively. Block trades contributed 0.6% of the overall market turnover. Bangladesh Export Import Company Ltd. (+6.3%) was the most traded share with a turnover of BDT 2,644 million.



Index	Closing	Opening	Point Δ	%Δ	YTD %Δ
DSEX	6,560.02	6,547.46	+12.55	+0.19%	-2.9%
DS30	2,376.17	2,353.58	+22.59	+0.96%	-6.2%
DSES	1,441.25	1,442.22	-0.97	-0.07%	+0.7%
CDSET	1,297.80	1,288.83	+8.97	+0.70%	-4.5%

	Advanced	Declined	Unchanged	Total
All Category	72	188	119	379
A Category (Equity)	54	129	75	258
B Category (Equity)	16	53	24	93
N Category (Equity)	1	3	2	6
Z Category (Equity)	1	3	18	22
Mutual Funds	0	5	28	33
Corporate Bonds	0	0	1	1

		Today	Last Day	Daily %Δ
Mcap	Mn BDT	5,225,089	5,226,644	-0.0%
	Mn USD	55,001	55,017	-0.0%
Turnover	Mn BDT	18,778	22,014	-14.7%
	Mn USD	198	232	-14.7%
Volume	Mn Shares	318	403	-21.1%
No. of Trade		249,613	281,604	-11.4%

\* Exchange Rate is BDT 95.00 as of Sep 08, 2022

Figure: Sectorial Turnover (BDT)

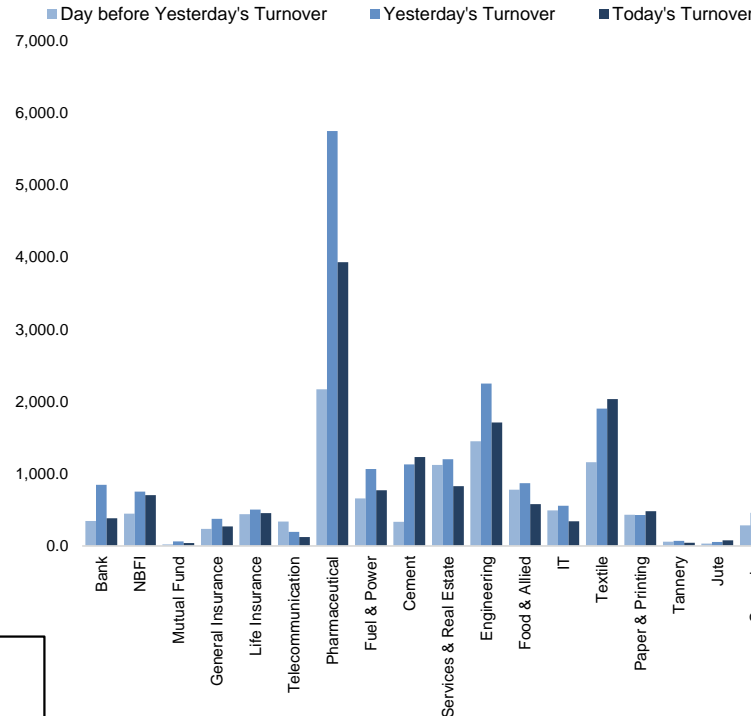
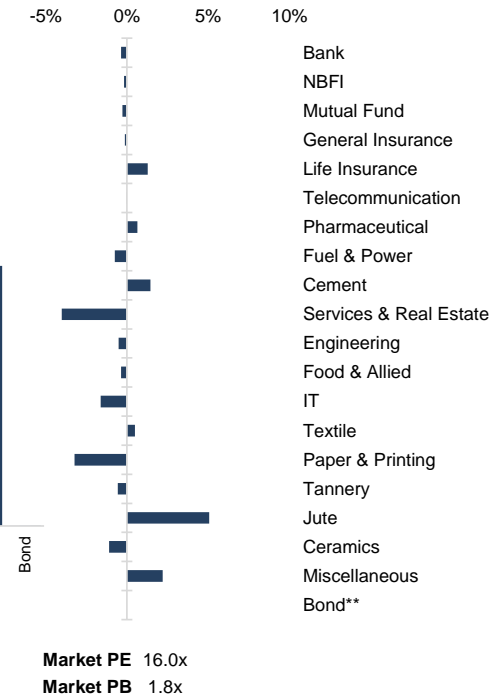


Figure: Sectorial Mcap Change



<b>Fahim Hassan</b> Research Associate (880) 1709636546 fahim.hassan@bracepl.com	<b>Billal Hossain</b> Research Associate (880) 1708805229 billal.hossain@bracepl.com
-------------------------------------------------------------------------------------------	-----------------------------------------------------------------------------------------------

Sector Index	Closing	Opening	Points Δ	%Δ	No. of Companies	Mcap (BDT Mn)	% of Total Mcap	Turnover (BDT Mn)	% of Total Turnover	PE	PB	Top Twenty Market Cap	Mcap (BDT Mn)	% of Total Mcap	Turnover (BDT Mn)	PE	PB
Bank	1,464	1,469	-5.20	-0.35%	33	670,540	14.5%	382.1	2.1%	7.8x	0.8x	GP	387,536	8.4%	41.1	11.4x	7.7x
NBFI	2,068	2,072	-3.78	-0.18%	23	201,718	4.4%	705.2	3.9%	NM	3.9x	WALTONHIL	317,378	6.9%	2.8	26.1x	3.1x
Mutual Fund	855	857	-2.42	-0.28%	36	37,633	0.8%	39.7	0.2%	NM	0.8x	BATBC	280,098	6.1%	85.7	18.1x	7.4x
General Insurance	3,268	3,272	-4.10	-0.13%	41	94,702	2.0%	269.1	1.5%	15.3x	1.5x	SQRUPHARMA	188,016	4.1%	83.5	10.2x	1.9x
Life Insurance	2,486	2,454	+31.38	+1.28%	13	69,026	1.5%	456.8	2.5%	NM	NM	ROBI	157,138	3.4%	1.3	NM	2.4x
Telecommunication	4,961	4,962	-0.93	-0.02%	3	582,025	12.6%	122.3	0.7%	15.5x	4.6x	RENATA	140,123	3.0%	9.8	25.3x	4.9x
Pharmaceutical	4,002	3,976	+25.84	+0.65%	32	763,826	16.5%	3,929.6	21.8%	18.8x	2.7x	UPGDCL	136,112	2.9%	15.6	11.0x	4.2x
Fuel & Power	1,760	1,774	-13.14	-0.74%	23	464,170	10.0%	772.3	4.3%	11.6x	1.2x	BEXIMCO	115,762	2.5%	2,644.4	8.0x	1.5x
Cement	2,795	2,755	+40.14	+1.46%	7	134,238	2.9%	1,230.8	6.8%	29.2x	2.9x	LHBL	96,162	2.1%	1,193.1	24.6x	5.4x
Services & Real Estate	1,559	1,624	-65.23	-4.02%	8	61,595	1.3%	829.0	4.6%	85.7x	1.2x	BERGERPBL	82,849	1.8%	2.1	26.9x	7.2x
Engineering	4,616	4,640	-23.57	-0.51%	42	541,904	11.7%	1,708.5	9.5%	20.4x	1.9x	BXPHARMA	82,620	1.8%	291.4	14.4x	2.1x
Food & Allied	21,487	21,565	-78.63	-0.36%	21	382,864	8.3%	577.9	3.2%	23.0x	8.1x	ICB	78,809	1.7%	8.5	44.6x	1.8x
IT	2,563	2,605	-41.97	-1.61%	11	33,414	0.7%	341.9	1.9%	27.2x	2.3x	MARICO	77,843	1.7%	10.3	22.2x	33.8x
Textile	1,746	1,737	+8.71	+0.50%	58	183,636	4.0%	2,035.9	11.3%	27.6x	1.1x	BEACONPHAR	75,745	1.6%	120.4	81.0x	13.0x
Paper & Printing	10,530	10,880	-350.35	-3.22%	6	40,570	0.9%	483.2	2.7%	NM	2.8x	BRACBANK	57,619	1.2%	39.1	11.3x	1.0x
Tannery	3,103	3,121	-17.56	-0.56%	6	33,416	0.7%	45.6	0.3%	35.2x	3.2x	ISLAMIBANK	53,291	1.2%	3.4	10.9x	0.8x
Jute	9,942	9,462	+479.95	+5.07%	3	2,432	0.1%	79.2	0.4%	NM	34.3x	DUTCHBANGL	45,015	1.0%	2.2	7.8x	1.2x
Ceramics	744	752	-8.27	-1.10%	5	34,403	0.7%	429.4	2.4%	32.3x	2.1x	TITASGAS	42,438	0.9%	70.4	12.7x	0.6x
Miscellaneous	4,523	4,425	+97.89	+2.21%	15	253,732	5.5%	3,601.1	20.0%	12.4x	2.1x	POWERGRID	41,481	0.9%	163.9	11.3x	0.4x
Bond**	90	90	-	-	9	37,148	0.8%	1.8	0.0%	NM	NM	SUMITPOWER	37,589	0.8%	13.1	9.0x	1.0x

Top Ten Gainers	Close Price (BDT)	Δ%	Turnover (BDT Mn)	PE	PB
ORIONINFU	419.0	+8.7%	358.9	NM	30.9x
ORIONPHARM	125.9	+7.5%	1,870.9	30.7x	1.5x
SONALIANS	603.0	+7.5%	74.6	NM	2.6x
YPL	23.6	+7.3%	124.4	NM	2.1x
KOHINOOR	631.7	+7.1%	271.8	57.5x	11.1x
BEXIMCO	132.1	+6.3%	2,644.4	8.0x	1.5x
PRIMELIFE	57.9	+5.5%	13.7	NM	NM
SALAMCRST	37.1	+5.4%	17.1	92.8x	2.0x
SQUARETEXT	74.8	+4.9%	318.7	8.6x	1.7x
MHSML	31.5	+4.7%	27.3	14.8x	1.9x

Top Twenty Free Float Mcap	Free Float Mcap (BDT Mn)	% of Total Free Float Mcap	PE	PB
SQRUPHARMA	123,019	7.0%	10.2x	1.9x
BEXIMCO	80,397	4.6%	8.0x	1.5x
BATBC	74,086	4.2%	18.1x	7.4x
RENATA	68,408	3.9%	25.3x	4.9x
BXPHARMA	57,685	3.3%	14.4x	2.1x
BEACONPHAR	53,021	3.0%	81.0x	13.0x
GP	38,754	2.2%	11.4x	7.7x
LHBL	33,964	1.9%	24.6x	5.4x
BRACBANK	30,976	1.8%	11.3x	1.0x
EBL	24,254	1.4%	7.7x	1.1x
ISLAMIBANK	23,938	1.4%	10.9x	0.8x
ORIONPHARM	20,039	1.1%	30.7x	1.5x
PUBALIBANK	19,934	1.1%	5.9x	0.7x
NBL	19,116	1.1%	NM	0.5x
CITYBANK	18,665	1.1%	4.9x	0.7x
OLYMPIC	17,125	1.0%	19.2x	3.1x
BSRMLTD	15,715	0.9%	5.4x	0.7x
ROBI	15,714	0.9%	NM	2.4x
ALARABANK	14,609	0.8%	12.0x	1.1x
IFIC	14,406	0.8%	12.5x	0.8x

Most Traded Share	Close Price (BDT)	Δ%	Turnover (BDT Mn)	PE	PB
BEXIMCO	132.1	+6.3%	2,644.4	8.0x	1.5x
ORIONPHARM	125.9	+7.5%	1,870.9	30.7x	1.5x
LHBL	82.8	+2.2%	1,193.1	24.6x	5.4x
JHRML	92.7	-6.9%	518.3	31.3x	3.0x
NAHEEACP	79.9	-8.9%	480.3	27.4x	4.3x
IPDC	69.9	+0.7%	395.4	28.4x	4.1x
MALEKSPIN	41.1	-0.2%	372.5	9.5x	0.9x
ORIONINFU	419.0	+8.7%	358.9	NM	30.9x
EHL	82.4	-3.9%	337.9	16.7x	1.1x
SQUARETEXT	74.8	+4.9%	318.7	8.6x	1.7x

Top Ten Losers	Close Price (BDT)	Δ%	Turnover (BDT Mn)	PE	PB
BPML	66.2	-9.2%	192.2	24.4x	1.4x
NAHEEACP	79.9	-8.9%	480.3	27.4x	4x
JHRML	92.7	-6.9%	518.3	31.3x	3.0x
SINOBANGLA	67.7	-6.7%	65.4	38.3x	2.5x
APEXFOODS	227.3	-6.4%	36.9	79.8x	1.7x
SPCL	84.7	-6.3%	151.2	11.3x	2.1x
IBP	22.4	-6.3%	128.9	22.0x	1.6x
PAPERPROC	222.2	-6.0%	63.7	72.8x	7.5x
RSRMSTEEL	21.0	-5.8%	20.7	NM	0.5x
NPOLYMER	62.2	-5.8%	206.5	20.3x	2.2x

Block Trade	Maximum Price (BDT)	Minimum Price (BDT)	No. of Trade	Quantity ('000)	Turnover (BDT Mn)
ORIONINFU	382.0	351.7	12.0	568	202.52
ORIONPHARM	127.0	105.5	28.0	1,813	195.70
FORTUNE	79.6	79.5	4.0	1,136	90.40
BEXIMCO	126.4	125.0	3.0	566	70.86
DELTALIFE	158.8	158.0	5.0	370	58.76
TRUSTBANK	35.2	35.2	1.0	1,000	35.20
SEAPEARL	68.0	65.5	2.0	143	9.55
IMAMBUTTON	130.0	130.0	1.0	50	6.50
AL-HAJTEX	141.7	137.0	3.0	38	5.36
NPOLYMER	72.6	65.8	4.0	75	5.28

\*NBFI Sector PE calculation methodology has been modified to reflect positive earnings only.

\*\* The base of the Bond index starts at 100, starting from Jan 13, 2022

Block Trade	Maximum Price (BDT)	Minimum Price (BDT)	Turnover (BDT Mn)	Quantity ('000)	No. of Trade
ORIONINFU	382.0	351.7	202.5	568	12
ORIONPHARM	127.0	105.5	195.7	1,813	28
FORTUNE	79.6	79.5	90.4	1,136	4
BEXIMCO	126.4	125.0	70.9	566	3
DELTALIFE	158.8	158.0	58.8	370	5
TRUSTBANK	35.2	35.2	35.2	1,000	1
SEAPEARL	68.0	65.5	9.5	143	2
IMAMBUTTON	130.0	130.0	6.5	50	1
AL-HAJTEX	141.7	137.0	5.4	38	3
NPOLYMER	72.6	65.8	5.3	75	4
CNATEX	11.2	11.0	5.1	459	6
METROSPIN	44.0	44.0	4.4	100	1
INTRACO	36.5	36.5	3.7	100	1
EASTRNLAB	2,119.0	2,119.0	3.3	2	1
DGIC	39.5	39.5	2.8	70	3
NAHEEACP	79.0	79.0	2.2	28	2
FUWANGFOOD	24.0	23.5	2.1	90	3
SAPORTL	39.8	39.8	2.1	52	1
SONARGAON	61.1	61.1	2.0	34	2
RELIANCINS	65.0	65.0	2.0	30	1
BPPL	31.6	31.5	1.9	61	2
UNIQUEHRL	73.5	68.0	1.9	27	2
<b>Total</b>			<b>736.2</b>		<b>113</b>

**Important DSE News**

**RUPALIBANK**

Reference to their earlier news disseminated by DSE on 08.08.2022 regarding approval of 2% cash dividend instead of 2% stock dividend, the Company has further informed that Bangladesh Bank has declined approval of 2% cash dividend instead of 2% stock dividend. The Company also informed that they have applied to Bangladesh Securities and Exchange Commission to reconsider earlier decision of BSEC for approval of 2% stock dividend instead of 2% cash dividend in line with the direction of Bangladesh Bank.

**Upcoming Corporate Events**

DSE Ticker	Right Share	Dividend		Event	Date
		Stock	Cash		
CAPM BDBL Mutual Fund 01	-	0.0%	8.0%	Record Date	11-Sep-22
CAPM IBBL Islamic Mutual Fund	-	0.0%	8.0%	Record Date	11-Sep-22
Fareast Finance & Investment Limited	-	0.0%	0.0%	Record Date	11-Sep-22
MIDAS Financing Ltd.	-	1.0%	0.0%	Record Date	11-Sep-22
International Leasing & Financial Services Ltd.	-	0.0%	0.0%	Record Date	15-Sep-22
Sandhani Life Insurance Company Ltd.	-	0.0%	12.0%	Record Date	21-Sep-22
Meghna Life Insurance Co. Ltd.	-	10.0%	15.0%	Record Date	25-Sep-22
The IBN SINA Pharmaceutical Industry Ltd.	-	0.0%	60.0%	Record Date	29-Sep-22
Phoenix Finance and Investments Ltd.	-	0.0%	0.0%	Record Date	13-Oct-22

**Disclaimer:** This report has been prepared by BRAC EPL Stock Brokerage Ltd and is provided for information purposes. It is not, under any circumstances, to be used or considered as an offer to sell, or a solicitation of any offer to buy. Reasonable care has been taken to ensure that the information is not untrue and misleading. BRAC EPL Stock Brokerage Ltd makes no representation or warranty as to the accuracy or completeness of such information. All opinions and estimates included in this report constitute our judgment as of this date and are subject to change without notice.