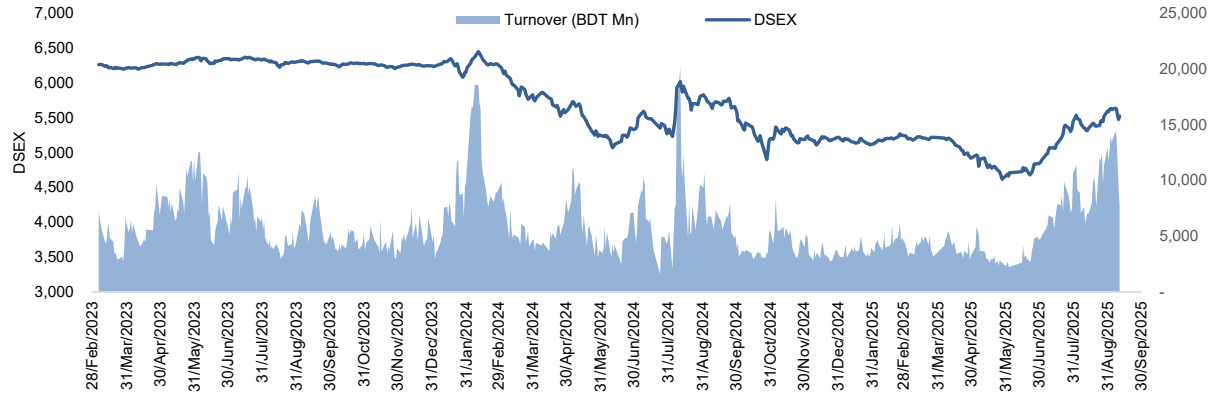


**Daily Market Update**

The market closed in green today. The benchmark index DSEX (+0.93%) gained 50.64 points and closed at 5,523.78. The blue-chip index DS30 (+0.99%), the Shariah-based index DSES (+0.68%), and the large-cap index CDSET (+0.66%) closed at 2,151.08, 1,196.31, and 1,116.13 points, respectively. All large-cap sectors posted positive performance today. NBFi booked the highest gain of 1.75% followed by Telecommunication (+1.28%), Bank (+1.09%), Fuel & Power (+1.02%), Pharmaceutical (+0.55%), Engineering (+0.38%), and Food & Allied (+0.18%), respectively. Block trades contributed 10.3% of the overall market turnover. Khan Brothers PP Woven Bag Industries Limited (+0.9%) was the most traded share with a turnover of BDT 278 million.



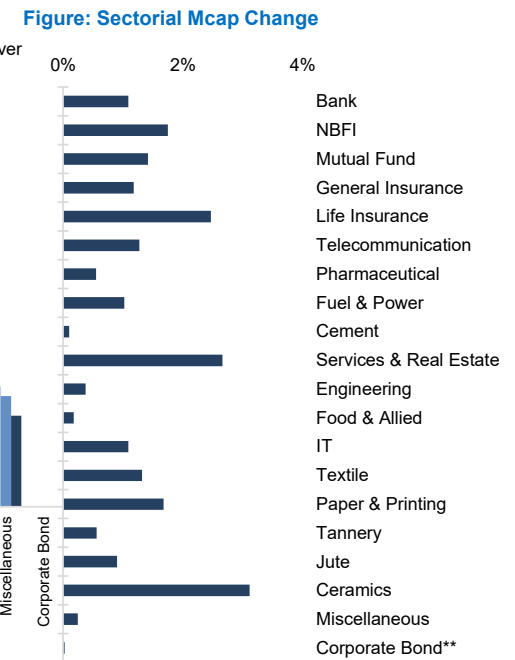
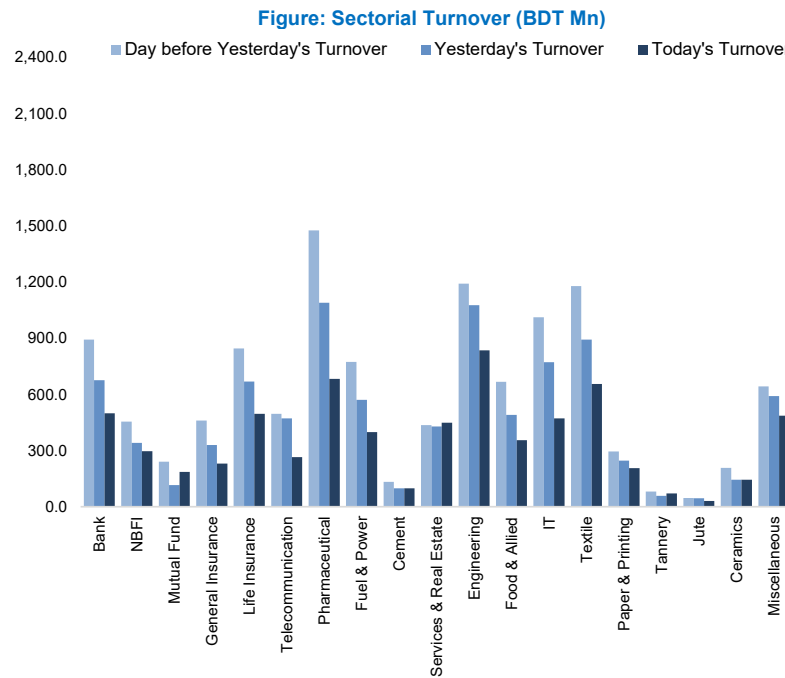
Index	Closing	Opening	Point Δ	%Δ	YTD %Δ
DSEX	5,523.78	5,473.15	+50.64	+0.93%	+5.9%
DS30	2,151.08	2,129.90	+21.18	+0.99%	+10.9%
DSES	1,196.31	1,188.23	+8.08	+0.68%	+2.3%
CDSET	1,116.13	1,108.86	+7.27	+0.66%	+4.7%

	Advanced	Declined	Unchanged	Total
<b>All Category</b>	282	54	65	401
<b>A Category (Equity)</b>	162	28	34	224
<b>B Category (Equity)</b>	69	5	7	81
<b>N Category (Equity)</b>	0	0	0	0
<b>Z Category (Equity)</b>	51	21	24	96
<b>Mutual Funds</b>	20	1	15	36
<b>Corporate Bonds</b>	1	2	1	4
<b>Treasury Bonds</b>	0	3	1	4

	Today	Last Day	Daily %Δ
<b>Mcap</b>	Mn BDT 7,246,126	7,209,898	+0.5%
	Mn USD 59,516	59,219	
<b>Turnover</b>	Mn BDT 7,783	9,500	-18.1%
	Mn USD 64	78	
<b>Volume</b>	Mn Shares 234	282	-17.2%
<b>No. of Trade</b>	208,401	256,689	-18.8%

\* Average Interbank Exchange Rate is BDT 121.75 as of Sep 11, 2025

<b>Fahim Hassan</b> Research Analyst (880) 1709636546 fahim.hassan@bracepl.com	<b>Md Rakibul Hasan</b> Research Associate (880) 1708805229 rakibul.hasan@bracepl.com
---	--



**Market PE** 16.7x  
**Market PB** 1.3x

\* Market P/E and P/BV calculation excludes Mutual Fund, Life Insurance, NBFi, ABBANK, IFIC, FIRSSTBANK, GIB and NBL

Sector Index	Closing	Opening	Points Δ	%Δ	No. of Companies	Mcap (BDT Mn)	% of Total Mcap	Turnover (BDT Mn)	% of Total Turnover	PE	PB	Top Twenty Market Cap	Mcap (BDT Mn)	% of Total Mcap	Turnover (BDT Mn)	PE	PB	
Bank	1,517	1,501	+16.38	+1.09%	36	717,786	9.9%	498.9	7.1%	NM	0.8x	GP	407,521	11.0%	8.2	13.8x	7.2x	
NBFI	1,170	1,150	+20.13	+1.75%	23	111,519	1.5%	297.1	4.3%	NM	NM	SQURPHARMA	195,285	5.3%	40.2	8.3x	1.4x	
Mutual Fund	576	568	+8.05	+1.42%	37	27,614	0.4%	186.6	2.7%	NM	0.5x	ROBI	164,471	4.4%	229.5	18.9x	2.6x	
General Insurance	2,960	2,926	+34.51	+1.18%	43	84,483	1.2%	230.7	3.3%	14.2x	1.3x	BATBC	155,196	4.2%	17.8	12.5x	2.9x	
Life Insurance	2,177	2,125	+52.46	+2.47%	15	57,910	0.8%	495.8	7.1%	NM	NM	BRACBANK	146,333	3.9%	69.9	10.3x	1.7x	
Telecommunication	5,107	5,042	+64.34	+1.28%	3	598,813	8.3%	265.5	3.8%	15.2x	4.4x	WALTONHIL	137,499	3.7%	29.0	13.3x	1.1x	
Pharmaceutical	3,155	3,138	+17.27	+0.55%	34	598,168	8.3%	682.5	9.8%	13.7x	1.7x	BEXIMCO	103,850	2.8%	0.0	NM	1.3x	
Fuel & Power	1,189	1,177	+12.05	+1.02%	23	315,060	4.4%	399.0	5.7%	19.9x	0.7x	MARICO	91,341	2.5%	7.2	14.9x	27.4x	
Cement	2,042	2,040	+2.12	+0.10%	7	97,296	1.3%	97.7	1.4%	22.4x	2.1x	UPGDCL	83,070	2.2%	6.3	7.1x	2.0x	
Services & Real Estate	1,131	1,102	+29.32	+2.66%	9	62,215	0.9%	449.1	6.4%	27.5x	0.5x	BERGERPBL	71,646	1.9%	6.1	20.4x	4.1x	
Engineering	2,599	2,589	+9.72	+0.38%	42	293,153	4.1%	834.6	12.0%	15.7x	0.9x	LHB	62,946	1.7%	71.8	16.8x	3.3x	
Food & Allied	14,959	14,932	+26.91	+0.18%	21	273,703	3.8%	355.8	5.1%	20.7x	4.3x	RENATA	57,394	1.5%	16.2	20.4x	1.7x	
IT	2,157	2,134	+23.26	+1.09%	11	28,449	0.4%	471.1	6.7%	23.9x	1.8x	BXPHARMA	56,121	1.5%	42.0	8.8x	1.1x	
Textile	1,230	1,214	+16.04	+1.32%	58	128,113	1.8%	654.8	9.4%	NM	0.9x	ICB	48,393	1.3%	25.0	NM	1.1x	
Paper & Printing	5,502	5,411	+90.88	+1.68%	6	24,858	0.3%	205.7	2.9%	NM	1.2x	UNILEVERCL	47,328	1.3%	0.2	74.5x	26.0x	
Tannery	2,128	2,116	+11.88	+0.56%	6	23,709	0.3%	70.5	1.0%	NM	1.8x	EBL	40,534	1.1%	14.1	5.8x	0.9x	
Jute	13,991	13,866	+125.13	+0.90%	3	3,080	0.0%	31.5	0.5%	NM	NM	CITYBANK	40,465	1.1%	152.7	3.7x	0.7x	
Ceramics	445	431	+13.43	+3.12%	5	19,944	0.3%	143.7	2.1%	NM	1.3x	DUTCHBANGL	40,311	1.1%	3.1	10.7x	0.8x	
Miscellaneous	4,192	4,182	+10.28	+0.25%	15	227,667	3.1%	486.7	7.0%	90.2x	1.8x	PUBALIBANK	38,132	1.0%	5.5	5.2x	0.7x	
Corporate Bond**	16,447	16,443	+4.12	+0.03%	16	36,311	0.5%	2.1	0.0%	NM	NM	PRIMEBANK	33,077	0.9%	11.7	3.9x	0.8x	
Treasury Bond**	2,271	2,269	+2.05	+0.09%	235	3,498,291	48.4%	122.3	1.8%	NM	NM							

Top Ten Gainers	Close Price (BDT)	Δ%	Turnover (BDT Mn)	PE	PB	Top Twenty Free Float Mcap	Free Float Mcap (BDT Mn)	% of Total Free Float Mcap	PE	PB	Most Traded Share	Close Price (BDT)	Δ%	Turnover (BDT Mn)	PE	PB
HAMI	113.6	+10.0%	20.4	NM	12.5x	SQURPHARMA	108,958	7.7%	8.3x	1.4x	KBPPWBIL	153.0	+0.9%	278.0	NM	12.8x
SALAMCRST	21.7	+9.6%	119.6	NM	1.2x	ISLAMIBANK	74,730	5.3%	NM	0.9x	SAPORTL	34.0	+8.3%	274.4	12.6x	1.0x
IPDC	23.3	+8.9%	133.2	23.4x	1.4x	BEXIMCO	69,463	4.9%	NM	1.3x	ROBI	31.4	+3.3%	229.5	18.9x	2.6x
RUPALILIFE	121.1	+8.6%	116.0	NM	NM	BATBC	50,233	3.6%	12.5x	2.9x	ORIONINFU	509.4	-1.9%	194.1	NM	32.4x
CAPMBDBLMF	12.9	+8.4%	58.1	NM	1.5x	WALTONHIL	46,773	3.3%	13.3x	1.1x	CITYBANK	26.6	+2.3%	152.7	3.7x	0.7x
SAPORTL	34.0	+8.28%	274.4	12.6x	1.0x	BRACBANK	46,489	3.3%	10.3x	1.7x	TILIL	70.8	+4.4%	138.7	12.0x	NM
DULAMIACOT	127.8	+8.2%	4.8	NM	NM	GP	44,708	3.2%	13.8x	7.2x	DOMINAGE	21.0	+0.5%	134.9	NM	1.2x
CAPMIBLMF	9.7	+7.8%	20.5	NM	1.1x	RENATA	32,968	2.3%	20.4x	1.7x	IPDC	23.3	+8.9%	133.2	23.4x	1.4x
ALLTEX	13.9	+7.8%	9.7	NM	0.7x	BXPHARMA	23,409	1.7%	8.8x	1.1x	SONALIPAPR	271.9	+1.6%	121.3	26.3x	1.6x
QGBALLPEN	481.5	+7.0%	25.4	NM	3.5x	PUBALIBANK	22,905	1.6%	5.2x	0.7x	SALAMCRST	21.7	+9.6%	119.6	NM	1.2x

Top Ten Losers	Close Price (BDT)	Δ%	Turnover (BDT Mn)	PE	PB	LHB	OLYMPIC	ALARABANK	BEACONPHAR	PRIMEBANK	ROBI	UTTARABANK	NBL	BSRMLTD	Block Trade	Maximum Price (BDT)	Minimum Price (BDT)	No. of Trade	Quantity ('000)	Turnover (BDT Mn)
PLFSL	1.2	-7.7%	1.1	NM	NM	20,953	20,496	18,282	17,838	16,142	14,876	13,699	13,055	12,852	BRACBANK	72.3	71.9	4.0	7,900	569.84
FAREASTFIN	1.5	-6.3%	1.7	NM	NM	18,282	17,838	16,142	14,876	13,699	13,055	12,852	12,852	12,852	KBPPWBIL	142.0	140.0	4.0	584	82.41
PREMIERLEA	1.8	-5.3%	0.2	NM	NM	17,838	16,142	14,876	13,699	13,055	12,852	12,852	12,852	12,852	PRIMEBANK	25.6	25.6	1.0	2,338	59.85
ICBIBANK	2.3	-4.2%	0.1	NM	NM	16,142	14,876	13,699	13,055	12,852	12,852	12,852	12,852	12,852	AL-HAJTEX	162.0	152.5	13.0	151	23.24
PRIMEFIN	2.9	-3.3%	0.8	NM	0.4x	14,876	13,699	13,055	12,852	12,852	12,852	12,852	12,852	12,852	SAPORTL	31.7	29.9	4.0	440	13.64
MIRACLEIND	34.7	-2.8%	10.2	NM	1.9x	13,699	13,055	12,852	12,852	12,852	12,852	12,852	12,852	12,852	ORIONINFU	517.0	505.0	2.0	20	10.22
LRGLOBMF1	3.5	-2.8%	0.6	NM	0.4x	13,055	12,852	12,852	12,852	12,852	12,852	12,852	12,852	12,852	GP	302.0	302.0	1.0	25	7.55
PENINSULA	13.8	-2.1%	5.4	NM	0.5x	12,852	12,852	12,852	12,852	12,852	12,852	12,852	12,852	12,852	CAPMBDBLMF	11.3	10.9	5.0	350	3.90
MEGCONMILK	18.5	-2.1%	0.5	NM	NM	12,852	12,852	12,852	12,852	12,852	12,852	12,852	12,852	12,852	PTL	59.5	59.0	3.0	58	3.44
KEYACOSMET	4.9	-2.0%	2.4	NM	0.4x	12,852	12,852	12,852	12,852	12,852	12,852	12,852	12,852	12,852	IPDC	23.5	23.5	1.0	110	2.59

\* NBFI Sector PE calculation methodology has been modified to reflect positive earnings only.  
 \*\* The base of the Bond index starts at 100, starting from Jan 13, 2022  
 Similarly, Treasury Bond Index starts at 100, starting from Oct 10, 2022

Block Trade	Maximum Price (BDT)	Minimum Price	Turnover (BDT Mn)	Quantity ('000)	No. of Trade
BRACBANK	72.3	71.9	569.8	7,900	4
KBPPWBIL	142.0	140.0	82.4	584	4
PRIMEBANK	25.6	25.6	59.8	2,338	1
AL-HAJTEX	162.0	152.5	23.2	151	13
SAPORTL	31.7	29.9	13.6	440	4
ORIONINFU	517.0	505.0	10.2	20	2
GP	302.0	302.0	7.6	25	1
CAPMBDBLMF	11.3	10.9	3.9	350	5
PTL	59.5	59.0	3.4	58	3
IPDC	23.5	23.5	2.6	110	1
MONNOFABR	25.1	25.1	2.2	88	1
FINEFOODS	295.0	295.0	2.1	7	3
AIL	60.6	58.1	1.8	30	2
HAMI	104.0	104.0	1.6	15	1
MEGHNACEM	52.0	52.0	1.3	25	2
SIMTEX	20.2	19.8	1.2	61	2
DBH1STMF	5.7	5.7	1.2	212	2
SALVOCHEM	28.2	28.2	1.2	43	1
EXIM1STMF	4.2	4.2	1.1	272	1
NLTUBES	90.1	90.1	1.1	12	1
LOVELLO	95.0	93.0	1.0	11	2
RANFOUNDRY	169.0	169.0	1.0	6	2
<b>Total</b>			<b>801.7</b>		<b>71</b>

**Important DSE News**

**DHAKABANK**

Referring to their earlier news disseminated by DSE on 24.06.2025, the company has further informed that the remaining 18,90,000 shares held in the BO A/C of Late Mohammed Hanif will also be transmitted to the account of his nominee Mr. Asif Hanif.

**Upcoming Corporate Events**

DSE Ticker	Right Share	Dividend		Event	Date
		Stock	Cash		
PREMIERBAN		0.0%	0.0%	Record Date	17-Sep-25
ISLAMIBANK		0.0%	0.0%	Record Date	23-Sep-25
WALTONHIL		10.0%	175.0%	Record Date	28-Sep-25
EHL		0.0%	25.0%	Record Date	5-Oct-25
GSPFINANCE		0.0%	0.0%	Record Date	14-Oct-25
RUPALILIFE		0.0%	10.0%	Record Date	3-Nov-25

**Disclaimer:** This report has been prepared by BRAC EPL Stock Brokerage Ltd and is provided for information purposes. It is not, under any circumstances, to be used or considered as an offer to sell, or a solicitation of any offer to buy. Reasonable care has been taken to ensure that the information is not untrue and misleading. BRAC EPL Stock Brokerage Ltd makes no representation or warranty as to the accuracy or completeness of such information. All opinions and estimates included in this report constitute our judgment as of this date and are subject to change without notice.