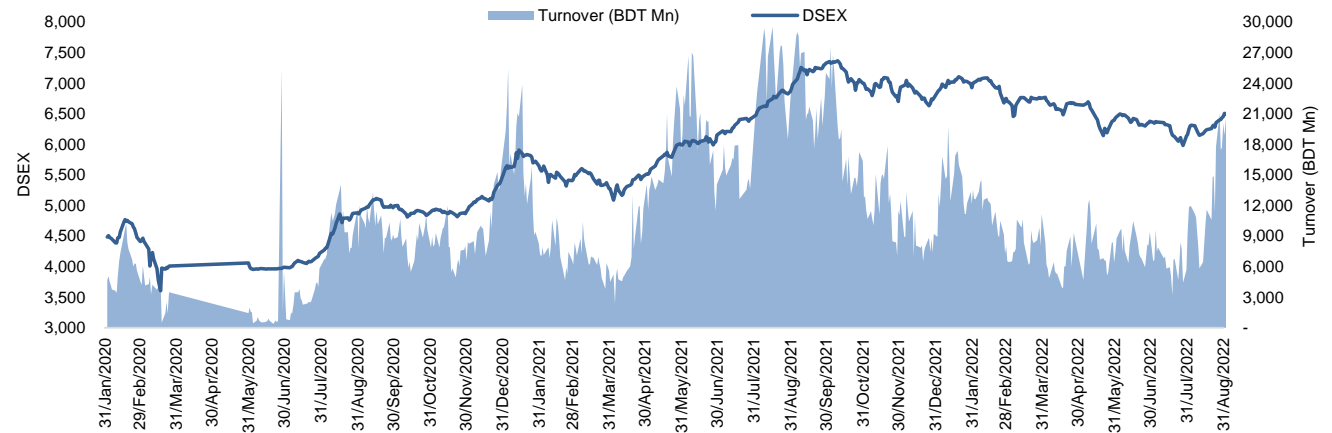


## Daily Market Update

The market closed in green today. The benchmark index DSEX (+1.01%) gained 65.74 points and closed at 6,600.88. The blue-chip index DS30 (+1.80%), the Shariah-based index DSES (+1.09%), and the large-cap index CDSET (+1.33%) closed at 2,406.11, 1,451.39, and 1,307.17 points, respectively. Large-cap sectors posted mixed performance today. Pharmaceutical booked the highest gain of 1.92% followed by Fuel & Power (+0.77%), Telecommunication (+0.33%), Engineering (+0.24%). NBFi experienced the highest loss of 0.62% followed by Bank (-0.13%), Food & Allied (-0.08%). Block trades contributed 0.8% of the overall market turnover. Bangladesh Export Import Company Ltd. (+4.9%) was the most traded share with a turnover of BDT 2,787 million.



Index	Closing	Opening	Point Δ	%Δ	YTD %Δ
DSEX	6,600.88	6,535.14	+65.74	+1.01%	-2.3%
DS30	2,406.11	2,363.51	+42.59	+1.80%	-5.0%
DSES	1,451.39	1,435.67	+15.72	+1.09%	+1.4%
CDSET	1,307.17	1,290.04	+17.13	+1.33%	-3.8%

	Advanced	Declined	Unchanged	Total
All Category	88	155	128	371
A Category (Equity)	60	116	74	250
B Category (Equity)	21	36	36	93
N Category (Equity)	2	2	2	6
Z Category (Equity)	5	1	16	22
Mutual Funds	0	1	25	26
Corporate Bonds	0	2	2	4

		Today	Last Day	Daily %Δ
Mcap	Mn BDT	5,232,369	5,205,571	+0.5%
	Mn USD	49,596	49,342	
Turnover	Mn BDT	19,898	18,139	+9.7%
	Mn USD	189	172	
Volume	Mn Shares	303	266	+13.7%
No. of Trade		272,885	283,114	-3.6%

\* Average (buy and sell) Exchange Rate is BDT 105.50 as of Sep 19, 2022

<b>Fahim Hassan</b> Research Associate (880) 1709636546 fahim.hassan@bracepl.com	<b>Md. Tanvir Ahmed</b> Research Associate (880) 1708805201 mtanvir.ahmed@bracepl.com
---	--

Figure: Sectorial Turnover (BDT)

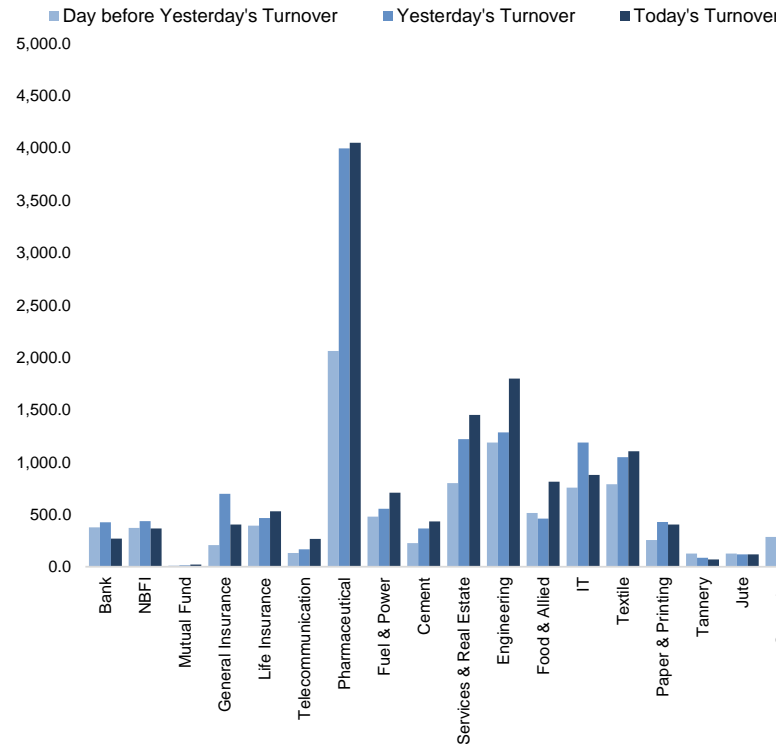
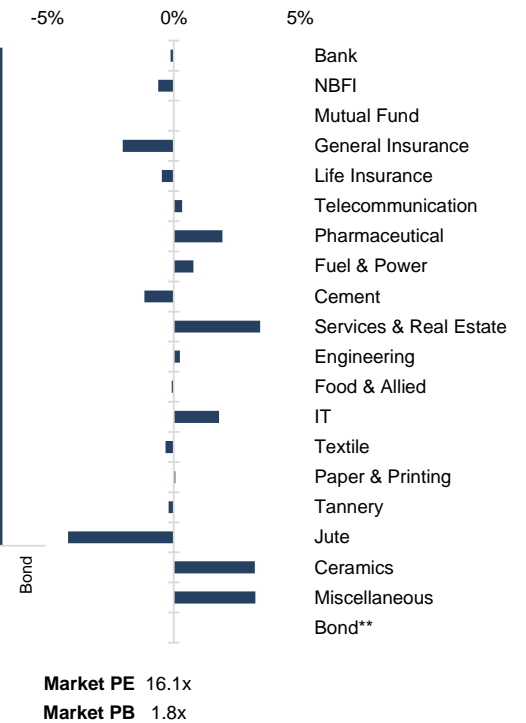


Figure: Sectorial Mcap Change



Market PE 16.1x  
Market PB 1.8x

Sector Index	Closing	Opening	Points Δ	%Δ	No. of Companies	Mcap (BDT Mn)	% of Total Mcap	Turnover (BDT Mn)	% of Total Turnover	PE	PB	Top Twenty Market Cap	Mcap (BDT Mn)	% of Total Mcap	Turnover (BDT Mn)	PE	PB
Bank	1,452	1,454	-1.88	-0.13%	33	665,394	14.4%	268.6	1.4%	7.8x	0.8x	GP	387,806	8.4%	57.6	11.4x	7.7x
NBFI	2,011	2,024	-12.56	-0.62%	23	196,180	4.2%	365.6	1.9%	NM	3.8x	WALTONHIL	317,378	6.9%	1.4	26.1x	3.1x
Mutual Fund	854	855	-0.23	-0.03%	36	37,622	0.8%	20.1	0.1%	NM	0.8x	BATBC	280,098	6.1%	32.6	18.1x	7.4x
General Insurance	3,250	3,317	-67.13	-2.02%	41	94,184	2.0%	403.9	2.1%	15.2x	1.5x	SQRPHARMA	185,977	4.0%	67.4	10.0x	1.9x
Life Insurance	2,487	2,499	-11.74	-0.47%	13	69,059	1.5%	530.8	2.8%	NM	NM	ROBI	157,138	3.4%	1.1	NM	2.4x
Telecommunication	4,976	4,959	+16.52	+0.33%	3	583,796	12.6%	266.7	1.4%	15.6x	4.6x	RENATA	139,694	3.0%	11.3	25.2x	4.9x
Pharmaceutical	4,079	4,002	+76.84	+1.92%	32	778,606	16.8%	4,049.8	21.2%	19.2x	2.8x	UPGDCL	136,228	2.9%	7.5	11.0x	4.2x
Fuel & Power	1,741	1,727	+13.35	+0.77%	23	458,940	9.9%	706.7	3.7%	11.6x	1.2x	BEXIMCO	122,948	2.7%	2,787.0	8.5x	1.6x
Cement	2,643	2,674	-31.09	-1.16%	7	126,957	2.7%	433.1	2.3%	27.6x	2.8x	LHBL	89,542	1.9%	402.6	22.9x	5.1x
Services & Real Estate	1,749	1,691	+57.82	+3.42%	8	69,106	1.5%	1,450.1	7.6%	85.6x	1.3x	BEACONPHAR	87,595	1.9%	182.4	93.6x	15.0x
Engineering	4,600	4,589	+11.03	+0.24%	42	539,949	11.7%	1,797.2	9.4%	20.3x	1.9x	BXPHERMA	82,486	1.8%	214.9	14.4x	2.1x
Food & Allied	21,475	21,493	-17.94	-0.08%	21	382,645	8.3%	811.3	4.2%	23.0x	8.1x	BERGERPBL	81,435	1.8%	2.5	26.4x	7.1x
IT	2,765	2,716	+48.55	+1.79%	11	36,046	0.8%	876.2	4.6%	29.3x	2.5x	MARICO	77,950	1.7%	5.1	22.3x	33.9x
Textile	1,691	1,696	-5.52	-0.33%	58	177,833	3.8%	1,104.4	5.8%	26.7x	1.1x	ICB	76,875	1.7%	6.1	43.5x	1.7x
Paper & Printing	10,266	10,259	+6.80	+0.07%	6	39,552	0.9%	403.5	2.1%	NM	2.7x	BRACBANK	57,619	1.2%	2.3	11.3x	1.0x
Tannery	3,154	3,160	-6.38	-0.20%	6	33,959	0.7%	69.3	0.4%	35.9x	3.3x	ISLAMIBANK	52,647	1.1%	2.8	10.8x	0.8x
Jute	11,480	11,980	-500.20	-4.18%	3	2,808	0.1%	117.6	0.6%	NM	39.6x	DUTCHBANGL	44,528	1.0%	15.6	7.7x	1.2x
Ceramics	761	737	+23.61	+3.20%	5	35,194	0.8%	688.5	3.6%	33.0x	2.1x	TITASGAS	42,240	0.9%	56.6	12.6x	0.6x
Miscellaneous	4,731	4,583	+147.89	+3.23%	15	265,400	5.7%	4,759.2	24.9%	13.0x	2.2x	POWERGRID	40,412	0.9%	78.6	11.0x	0.4x
Bond**	90	90	-0.03	-0.03%	9	36,975	0.8%	2.6	0.0%	NM	NM	BSCCL	38,852	0.8%	208.1	16.8x	3.5x

Top Ten Gainers	Close Price (BDT)	Δ%	Turnover (BDT Mn)	PE	PB	Top Twenty Free Float Mcap	Free Float Mcap (BDT Mn)	% of Total Free Float Mcap	PE	PB	Most Traded Share	Close Price (BDT)	Δ%	Turnover (BDT Mn)	PE	PB
MIRACLEIND	37.4	+10.0%	90.4	NM	1.2x	SQRPHARMA	121,685	6.9%	10.0x	1.9x	BEXIMCO	140.3	+4.9%	2,787.0	8.5x	1.6x
BSC	154.2	+10.0%	908.8	11.4x	2.2x	BEXIMCO	85,387	4.8%	8.5x	1.6x	ORIONPHARM	140.4	+9.9%	2,400.5	34.2x	1.7x
ATLASBANG	114.6	+10.0%	12.7	NM	0.9x	BATBC	74,086	4.2%	18.1x	7.4x	BSC	154.2	+10.0%	908.8	11.4x	2.2x
NLTUBES	89.5	+10.0%	80.7	NM	0.6x	RENATA	68,199	3.8%	25.2x	4.9x	JHRML	120.6	+1.2%	824.1	40.7x	3.9x
ORIONPHARM	140.4	+9.9%	2,400.5	34.2x	1.7x	BEACONPHAR	61,317	3.5%	93.6x	15.0x	SPCERAMICS	53.6	+9.2%	530.1	NM	1.7x
EHL	92.9	+9.9%	303.5	15.8x	1.3x	BXPHERMA	57,592	3.2%	14.4x	2.1x	UNIQUEHRL	73.5	+3.8%	521.8	25.1x	0.8x
AZIZPIPES	126.2	+9.9%	44.0	NM	NM	GP	38,781	2.2%	11.4x	7.7x	LHBL	77.1	-1.7%	402.6	22.9x	5.1x
RDFOOD	44.8	+9.8%	308.9	30.1x	2.9x	LHBL	31,626	1.8%	22.9x	5.1x	DELTALIFE	156.8	+1.0%	343.9	NM	NM
BDCOM	43.8	+9.8%	272.1	29.3x	2.8x	BRACBANK	30,976	1.7%	11.3x	1.0x	GENEXIL	83.0	+2.5%	320.1	24.4x	4.5x
BIFC	12.5	+9.6%	9.3	NM	NM	EBL	24,105	1.4%	7.6x	1.1x	RDFOOD	44.8	+9.8%	308.9	30.1x	2.9x

Top Ten Losers	Close Price (BDT)	Δ%	Turnover (BDT Mn)	PE	PB	Top Twenty Free Float Mcap	Free Float Mcap (BDT Mn)	% of Total Free Float Mcap	PE	PB	Block Trade	Maximum Price (BDT)	Minimum Price (BDT)	No. of Trade	Quantity ('000)	Turnover (BDT Mn)
SONARGAON	54.7	-9.1%	83.1	NM	4.8x	ISLAMIBANK	23,649	1.3%	10.8x	0.8x	BDCOM	43.6	36.0	14.0	2,643	113.75
NORTHERN	276.2	-6.8%	18.1	NM	3x	ORIONPHARM	22,347	1.3%	34.2x	1.7x	ORIONPHARM	133.0	115.1	22.0	879	106.87
BNICL	60.5	-6.5%	88.1	17.6x	2.5x	PUBALIBANK	19,864	1.1%	5.9x	0.7x	BSC	154.0	142.0	6.0	708	106.22
SONALIANS	648.7	-6.2%	89.6	NM	2.8x	NBL	19,116	1.1%	NM	0.5x	ORIONINFU	501.1	470.4	9.0	168	79.51
AMBEEPFA	549.0	-5.9%	30.4	NM	28.3x	CITYBANK	18,584	1.0%	4.9x	0.7x	IPDC	69.5	67.0	7.0	778	53.26
HAKKANIPUL	77.6	-5.7%	67.2	NM	3.3x	OLYMPIC	16,252	0.9%	18.3x	2.9x	ANWARGALV	420.0	420.0	1.0	118	49.56
SALAMCRST	37.6	-5.3%	31.5	94.0x	2.0x	ROBI	15,714	0.9%	NM	2.4x	NBL	9.1	9.1	1.0	4,000	36.40
NITOLINS	45.1	-5.3%	4.9	17.1x	1.6x	BSRMLTD	15,026	0.8%	5.2x	0.7x	RDFOOD	42.5	40.8	6.0	732	30.08
SONALILIFE	53.0	-5.2%	6.4	NM	NM	ALARABANK	14,609	0.8%	12.0x	1.1x	EHL	92.9	92.9	9.0	270	25.08
RAHIMTEXT	221.5	-4.9%	7.2	NM	5.8x	IFIC	14,297	0.8%	12.4x	0.7x	SEAPEARL	98.0	84.6	11.0	254	23.44

\*NBFI Sector PE calculation methodology has been modified to reflect positive earnings only.

\*\* The base of the Bond index starts at 100, starting from Jan 13, 2022

Block Trade	Maximum Price (BDT)	Minimum Price (BDT)	Turnover (BDT Mn)	Quantity ('000)	No. of Trade	Important DSE News
BDCOM	43.6	36.0	113.7	2,643	14	<b>MERCANBANK</b> A.K.M. Shaheed Reza, one of the Sponsors of the Company, has further informed that he has completed his sale of 14,46,000 shares of the Company at prevailing market price through Dhaka Stock Exchange as per declaration disseminated on 12.09.2022.
ORIONPHARM	133.0	115.1	106.9	879	22	
BSC	154.0	142.0	106.2	708	6	
ORIONINFU	501.1	470.4	79.5	168	9	
IPDC	69.5	67.0	53.3	778	7	
ANWARGALV	420.0	420.0	49.6	118	1	
NBL	9.1	9.1	36.4	4,000	1	
RDFOOD	42.5	40.8	30.1	732	6	
EHL	92.9	92.9	25.1	270	9	
SEAPEARL	98.0	84.6	23.4	254	11	
NITOLINS	51.3	51.3	18.5	361	2	
SONALIPAPR	630.0	623.0	17.4	28	3	
METROSPIN	47.5	42.0	15.1	332	5	
MAKSONSPIN	28.0	25.7	10.0	378	5	
KDSALTD	82.0	77.0	8.2	105	3	
NPOLYMER	66.7	63.5	7.0	107	3	
MALEKSPIN	42.0	37.7	6.9	171	3	
SALVOCHEM	61.8	61.8	6.2	100	1	
DGIC	46.0	42.0	5.8	132	5	
SUMITPOWER	34.2	34.2	5.0	146	1	
UNIQUEHRL	72.0	70.5	4.9	68	3	
PTL	77.0	77.0	4.4	57	1	
<b>Total</b>			<b>773.0</b>		<b>155</b>	

**Upcoming Corporate Events**

DSE Ticker	Right Share	Dividend		Event	Date
		Stock	Cash		
Sandhani Life Insurance Company Ltd.	-	0.0%	12.0%	Record Date	21-Sep-22
Meghna Life Insurance Co. Ltd.	-	10.0%	15.0%	Record Date	25-Sep-22
Pragati Life Insurance Ltd.	-	6.0%	0.0%	Record Date	26-Sep-22
The IBN SINA Pharmaceutical Industry Ltd.	-	0.0%	60.0%	Record Date	29-Sep-22
Apex Tannery Limited	-	0.0%	10.0%	Record Date	3-Oct-22
Bay Leasing & Investment Limited	-	5.0%	0.0%	Record Date	6-Oct-22
Summit Power Limited	-	0.0%	20.0%	Record Date	6-Oct-22
Eastern Housing Limited	-	0.0%	20.0%	Record Date	12-Oct-22
Phoenix Finance and Investments Ltd.	-	0.0%	0.0%	Record Date	13-Oct-22
ADN Telecom Limited	-	0.0%	10.0%	Record Date	13-Oct-22
Bangladesh Industrial Fin. Co. Ltd.	-	0.0%	0.0%	Record Date	20-Oct-22
Meghna Insurance Company Limited	-	0.0%	3.0%	Record Date	24-Oct-22

**Disclaimer:** This report has been prepared by BRAC EPL Stock Brokerage Ltd and is provided for information purposes. It is not, under any circumstances, to be used or considered as an offer to sell, or a solicitation of any offer to buy. Reasonable care has been taken to ensure that the information is not untrue and misleading. BRAC EPL Stock Brokerage Ltd makes no representation or warranty as to the accuracy or completeness of such information. All opinions and estimates included in this report constitute our judgment as of this date and are subject to change without notice.