

The market closed in red today. The benchmark index DSEX (-0.14%) lost 7.16 points and closed at 4,971.61. The blue-chip index DS30 (-0.61%), the Shariah-based index DSES (-0.42%), and the large-cap index CDSET (-0.49%) closed at 1,690.79, 1,121.59, and 995.93 points, respectively. Large-cap sectors posted mixed performance today. NBF1 booked the highest gain of 5.20% followed by Engineering (+3.39%), Fuel & Power (+0.52%), and Bank (+0.38%). Food & Allied experienced the highest loss of 1.53% followed by Telecommunication (-1.39%) and Pharmaceutical (-0.50%). Block trades contributed 1.6% of the overall market turnover. Sandhani Life Insurance Company Ltd. (+10.0%) was the most traded share with a turnover of BDT 436 million.

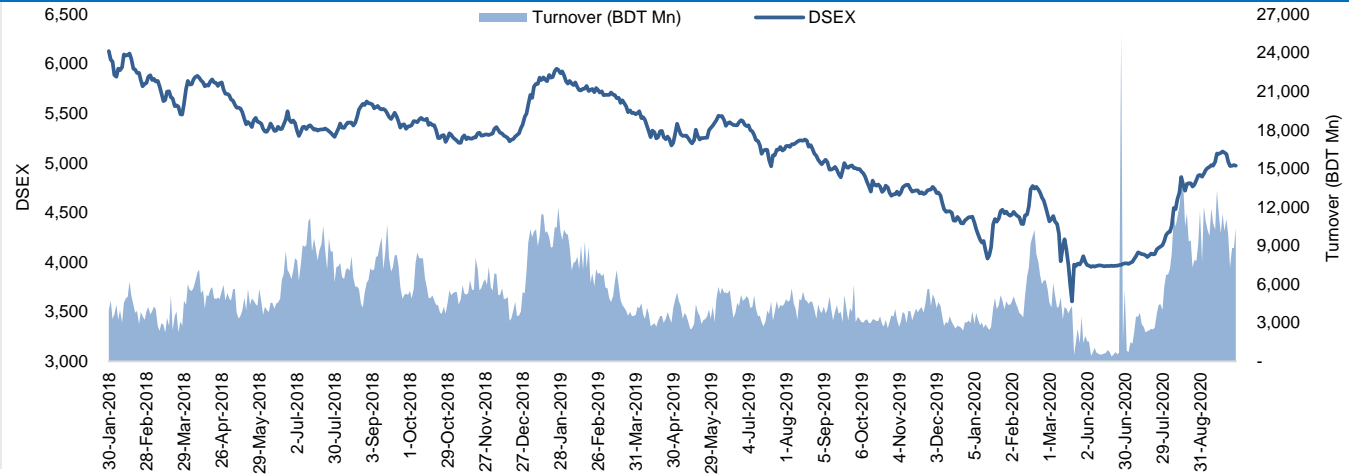



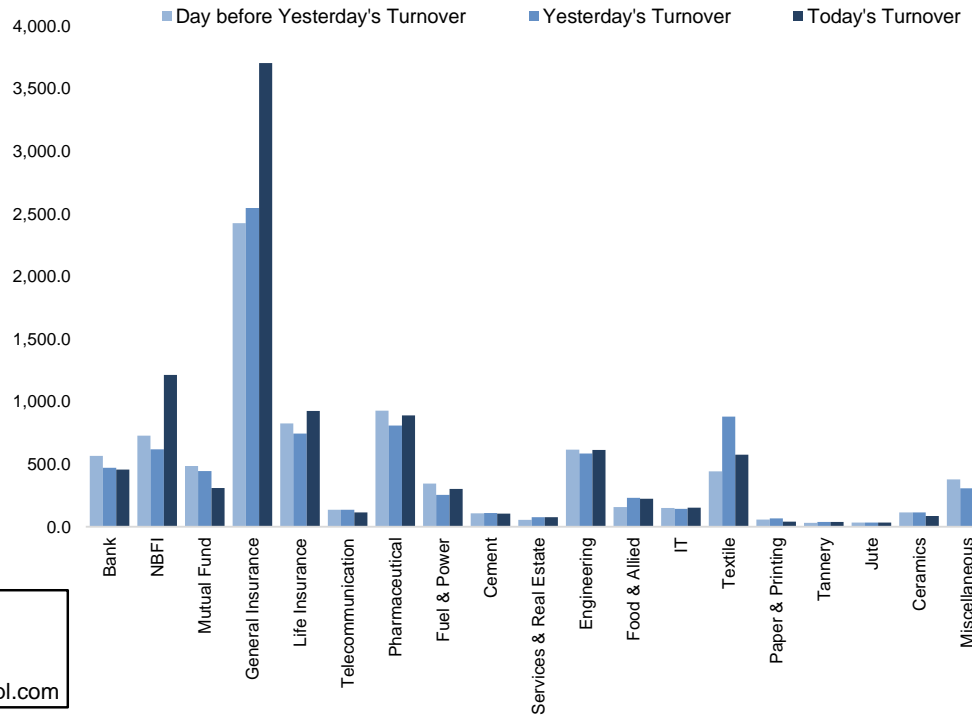
Figure: Sectorial Turnover (BDT Mn)

Figure: Sectorial Mcap Change

Index	Closing	Opening	Point Δ	%Δ	YTD %Δ
DSEX	4,971.61	4,978.78	-7.16	-0.14%	+11.6%
DS30	1,690.79	1,701.20	-10.41	-0.61%	+11.7%
DSES	1,121.59	1,126.31	-4.72	-0.42%	+12.2%
CDSEI	995.93	1,000.82	-4.89	-0.49%	+10.7%

	Advanced	Declined	Unchanged	Total
All Category	106	210	41	357
A Category (Equity)	79	152	31	262
B Category (Equity)	12	32	10	54
N Category (Equity)	1	2	0	3
Z Category (Equity)	14	24	0	38
Mutual Funds	4	21	12	37
Corporate Bonds	2	0	0	2

		Today	Last Day	Daily %Δ
Mcap	Mn BDT	3,952,553	3,946,516	+0.2%
	Mn USD	46,523	46,451	
Turnover	Mn BDT	10,344	8,805	+17.5%
	Mn USD	122	104	
Volume	Mn Shares	392	348	+12.5%
No. of Trade		205,197	185,393	+10.7%



Market PE 15.7x
Market PB 1.6x

Md. Rafiqul Islam Research Associate (880) 1708805229 mrafiquislam@bracepl.com
Md Mahirul Quddus Research Associate (880) 1709636546 mmahirul.quddus@bracepl.com

Sector Index	Closing	Opening	Points Δ	%Δ	No. of Companies	Mcap (BDT Mn)	% of Total Mcap	Turnover (BDT Mn)	% of Total Turnover	PE	PB	Top Twenty Market Cap	Mcap (BDT Mn)	% of Total Mcap	Turnover (BDT Mn)	PE	PB
Bank	1,334	1,329	+5.03	+0.38%	30	552,067	16.2%	455.8	4.5%	8.2x	0.7x	GP	446,409	+13.1%	61.1	13.1x	8.8x
NBFI	2,048	1,947	+101.25	+5.20%	23	185,335	5.4%	1,212.1	11.9%	NM	2.8x	BATBC	198,288	+5.8%	95.3	17.3x	5.7x
Mutual Fund	719	726	-7.04	-0.97%	37	36,882	1.1%	309.2	3.0%	NM	0.7x	WALTONHIL	184,635	+5.4%	8.1	13.0x	2.3x
General Insurance	3,182	3,107	+75.89	+2.44%	36	81,664	2.4%	3,705.8	36.4%	20.7x	1.7x	SQRPHARM	173,913	+5.1%	86.0	12.7x	2.4x
Life Insurance	2,169	2,230	-61.57	-2.76%	12	58,945	1.7%	924.6	9.1%	NM	NM	UPGDCL	158,678	+4.7%	102.6	22.1x	5.6x
Telecommunication	4,611	4,676	-64.82	-1.39%	2	467,649	13.7%	115.5	1.1%	13.4x	8.1x	RENATA	102,055	+3.0%	13.0	23.8x	5.2x
Pharmaceutical	2,952	2,967	-14.70	-0.50%	32	558,868	16.4%	888.3	8.7%	18.6x	2.5x	ICB	78,279	+2.3%	9.7	NM	4.1x
Fuel & Power	1,771	1,761	+9.24	+0.52%	19	437,366	12.8%	301.8	3.0%	12.0x	1.4x	BERGERPBL	64,261	+1.9%	4.6	31.9x	6.7x
Cement	1,325	1,340	-14.79	-1.10%	7	81,776	2.4%	104.8	1.0%	33.7x	2.1x	MARICO	63,907	+1.9%	1.3	24.2x	46.1x
Services & Real Estate	1,060	1,058	+1.73	+0.16%	9	42,171	1.2%	76.4	0.8%	23.4x	0.9x	BRACBANK	55,422	+1.6%	87.5	15.4x	1.3x
Engineering	3,002	2,903	+98.50	+3.39%	40	340,953	10.0%	613.7	6.0%	14.5x	1.5x	LHBL	48,894	+1.4%	42.2	27.2x	3.1x
Food & Allied	13,405	13,613	-208.11	-1.53%	17	252,580	7.4%	223.8	2.2%	19.5x	5.9x	BXPHERMA	46,233	+1.4%	273.1	13.5x	1.5x
IT	2,181	2,188	-7.18	-0.33%	10	24,549	0.7%	152.0	1.5%	21.3x	2.4x	SUMITPOWER	44,637	+1.3%	17.5	7.9x	1.3x
Textile	1,152	1,166	-13.75	-1.18%	56	116,311	3.4%	576.2	5.7%	NM	0.8x	ISLAMIBANK	42,343	+1.2%	19.8	8.0x	0.7x
Paper & Printing	5,487	5,574	-86.69	-1.56%	4	15,512	0.5%	41.0	0.4%	266.9x	1.1x	DUTCHBANGL	36,355	+1.1%	14.3	7.7x	1.1x
Tannery	1,688	1,707	-19.05	-1.12%	6	18,205	0.5%	39.2	0.4%	NM	1.7x	OLYMPIC	35,829	+1.1%	8.0	17.7x	4.6x
Jute	10,071	10,447	-375.38	-3.59%	3	2,246	0.1%	34.4	0.3%	NM	8.4x	TITASGAS	33,831	+1.0%	4.0	8.7x	0.5x
Ceramics	446	451	-4.85	-1.08%	5	23,048	0.7%	86.6	0.9%	65.1x	1.6x	EBL	29,306	+0.9%	1.2	7.4x	1.1x
Miscellaneous	1,946	1,978	-31.84	-1.61%	13	108,885	3.2%	320.7	3.1%	25.2x	1.2x	MJLBD	27,589	+0.8%	11.9	14.9x	2.0x
												GLAXOSMITH	26,518	+0.8%	4.9	25.6x	20.9x

Top Ten Gainers	Close Price (BDT)	Δ%	Turnover (BDT Mn)	PE	PB
GSPFINANCE	19.8	+16.3%	152.3	15.1x	0.9x
ASIAPACINS	49.5	+10.0%	114.0	25.2x	2.3x
PARAMOUNT	135.6	+10.0%	26.4	219.7x	6.2x
SANDHANINS	34.2	+10.0%	435.7	NM	NM
BAYLEASING	21.0	+9.9%	26.5	22.4x	1.1x
PADMALIFE	23.5	+9.8%	14.8	NM	NM
NHFIL	33.8	+9.7%	39.0	21.5x	2.0x
EASTLAND	35.0	+9.7%	251.4	27.7x	1.8x
SUNLIFEINS	23.9	+9.6%	9.8	NM	NM
STANDARINS	45.6	+9.6%	101.8	25.5x	2.4x

Top Twenty Free Float Mcap	Free Float Mcap (BDT Mn)	% of Total Free Float Mcap	PE	PB
SQRPHARMA	113,791	8.8%	12.7x	2.4x
BATBC	52,447	4.0%	17.3x	5.7x
RENATA	49,823	3.8%	23.8x	5.2x
GP	44,641	3.4%	13.1x	8.8x
BXPHERMA	40,135	3.1%	13.5x	1.5x
BRACBANK	30,875	2.4%	15.4x	1.3x
OLYMPIC	25,880	2.0%	17.7x	4.6x
ISLAMIBANK	20,628	1.6%	8.0x	0.7x
EBL	20,057	1.5%	7.4x	1.1x
CITYBANK	17,949	1.4%	13.4x	1.0x
LHBL	17,269	1.3%	27.2x	3.1x
PUBALIBANK	16,908	1.3%	17.4x	0.8x
SUMITPOWER	16,422	1.3%	7.9x	1.3x
BEXIMCO	16,234	1.3%	21.5x	0.3x
UPGDCL	15,868	1.2%	22.1x	5.6x
NBL	15,608	1.2%	5.6x	0.5x
PRIMEBANK	12,158	0.9%	16.8x	0.7x
IFIC	11,563	0.9%	8.2x	0.6x
SOUTHEASTB	11,356	0.9%	8.4x	0.5x
BEACONPHAR	11,319	0.9%	140.7x	5.4x

Most Traded Share	Close Price (BDT)	Δ%	Turnover (BDT Mn)	PE	PB
SANDHANINS	34.2	+10.0%	435.7	NM	NM
SONARBAINS	50.5	+2.4%	289.6	18.1x	2.5x
BXPHERMA	114.0	-0.4%	273.1	13.5x	1.5x
LANKABAFIN	23.0	+6.5%	258.9	39.7x	1.2x
EASTLAND	35.0	+9.7%	251.4	27.7x	1.8x
RUPALIINS	30.9	-2.2%	202.9	20.2x	1.4x
BEXIMCO	23.2	-3.7%	187.0	21.5x	0.3x
EIL	31.0	-3.1%	183.9	31.2x	2.8x
PIONEERINS	70.0	+0.9%	180.3	10.9x	1.5x
PROVATIINS	51.8	+3.6%	176.9	20.4x	2.6x

Top Ten Losers	Close Price (BDT)	Δ%	Turnover (BDT Mn)	PE	PB
RINGSHINE	7.1	-9.0%	14.2	9.7x	0.4x
DULAMIACOT	75.7	-8.8%	3.1	NM	NM
SAVAREFR	235.2	-8.4%	1.0	NM	61.4x
ICBIBANK	3.8	-7.3%	1.6	NM	NM
ARAMITCEM	18.8	-6.0%	0.5	NM	0.7x
FAREASTLIF	55.5	-5.8%	48.4	NM	NM
INTECH	31.9	-5.6%	11.2	14.4x	3.0x
NORTHERN	443.9	-5.5%	29.8	26.8x	5.1x
MEGCONMILK	15.6	-5.5%	0.6	NM	NM
EBLNRBMF	5.2	-5.5%	2.6	NM	0.6x

Block Trade	Maximum Price (BDT)	Minimum Price (BDT)	Turnover (BDT Mn)	Quantity	No. of Trade
AGRANINS	36	36	1.8	49,000	1
ASIAPACINS	45	45	32.0	711,000	7
BDFINANCE	23.7	23.7	2.4	100,000	1
BXPHERMA	125.8	125.8	0.7	5,700	1
CITYBANK	24.5	22	43.5	1,874,000	4
COPPERTECH	23.2	23.2	0.5	22,000	1
DAFODILCOM	67.8	67.8	3.3	48,000	1
DBH	95	95	1.4	14,500	1
EASTERNINS	100	100	0.5	5,000	1
EASTLAND	31.5	31.5	3.2	100,000	1

Block Trade	Maximum Price (BDT)	Minimum Price (BDT)	Turnover (BDT Mn)	Quantity	No. of Trade
ETL	9.9	9.9	0.5	50,836	1
FEDERALINS	25.5	25.5	6.4	250,000	1
FUWANGFOOL	16.8	16.8	10.1	600,000	1
GRAMEENS2	13.9	13.9	1.5	105,000	1
MERCANBANK	11.5	11.5	0.5	45,000	1
MLDYEING	50.5	49	1.1	22,400	2
NHFIL	32	31	4.8	150,988	2
NORTHRNINS	32	32	0.6	20,000	1
PARAMOUNT	123.3	123.3	1.6	13,000	1
PF1STMF	8.6	8.6	1.5	170,000	1
PIONEERINS	74.4	63	14.4	201,200	4
PROGRESLIF	143	143	0.5	3,500	1
RAKCERAMIC	30	30	4.2	138,877	1
REPUBLIC	42.5	41.5	3.6	85,000	2
SANDHANINS	34.2	34.2	6.8	200,000	1
SEAPEARL	79.1	74	5.9	77,005	4
SKTRIMS	59	57.6	5.2	89,700	9
SONARBAINS	53.5	53.5	2.6	47,700	3
Total			160.9		56

Important DSE News
TRUSTBANK

The Company has informed that the Board of Directors has approved to issuance of TBL Fully Redeemable Non-Convertible Unsecured Subordinated Bond worth Tk. 400.00 Crore only to strengthen the capital base subject to approval of the Regulatory Authorities.

RINGSHINE

The Company has informed that the management has decided to declare Lay off of the factory for one month time, up to October 25, 2020 due to worldwide impact of prevailing COVID 19 pandemic, declining orders from foreign buyers, and shortage of imported raw materials as per section 11 of Bangladesh EPZ Labour Law-2019. After the said period the factory will be reopened as usual from October 26, 2020.

GSPFINANCE

(Q1 Un-audited): Consolidated EPS was Tk. 0.33 for January-March 2020 as against Tk. 0.38 for January-March 2019. Consolidated NOCFPS was Tk. 1.07 for January-March 2020 as against Tk. 0.82 for January-March 2019. Consolidated NAV per share was Tk. 22.83 as on March 31, 2020 and Tk. 22.49 as on December 31, 2019.

(Q2 Un-audited): Consolidated EPS was Tk. 0.41 for April-June 2020 as against Tk. 0.45 for April-June 2019; Consolidated EPS was Tk. 0.74 for January-June 2020 as against Tk. 0.83 for January-June 2019. Consolidated NOCFPS was Tk. 1.40 for January-June 2020 as against Tk. 1.20 for January-June 2019. Consolidated NAV per share was Tk. 23.24 as on June 30, 2020 and Tk. 22.49 as on December 31, 2019.

JAMUNAOIL

The Company has informed that Bangladesh Petroleum Corporation has fixed excise duty free price of Marine fuel for supplies to foreign/local ships plying on water Territory of Bangladesh arrived at Chattogram and Mongla Ports according to IMO Regulation. The Company will receive sale margin of Tk. 0.55 against per liter sale of Marine fuel.

Upcoming Corporate Events

DSE Ticker	Right Share	Dividend		Event	Date
		Stock	Cash		
JANATAINS	-	0.0%	10.0%	Record Date	30-Sep-20
RUPALIINS	-	2.0%	12.0%	Record Date	01-Oct-20
FAREASTFIN	-	0.0%	0.0%	Record Date	07-Oct-20
BDFINANCE	-	0.0%	12.0%	Record Date	08-Oct-20
IBNSINA	-	0.0%	38.5%	Record Date	12-Oct-20
APEXFOOT	-	0.0%	25.0%	Record Date	12-Oct-20

Upcoming IPOs

Company Name	Event	Opening Date	Closing Date
Energypac Power	Bidding	21-09-20	24-09-20
Mir Akhter Hossain	Bidding	04-10-20	07-10-20
Dominage Steel Building	Subscription	19-10-20	25-10-20

Disclaimer: This report has been prepared by BRAC EPL Stock Brokerage Ltd and is provided for information purposes. It is not, under any circumstances, to be used or considered as an offer to sell, or a solicitation of any offer to buy. Reasonable care has been taken to ensure that the information is not untrue and misleading. BRAC EPL Stock Brokerage Ltd makes no representation or warranty as to the accuracy or completeness of such information. All opinions and estimates included in this report constitute our judgment as of this date and are subject to change without notice.