

MACROECONOMY

EXCHANGE RATE		
Currency	Buying	Selling
USD	122.85	122.85
EUR	139.84	139.86
GBP	162.17	162.21

MONEY MARKET		
Indicator	Current	Previous
Call Money	9.94	9.93
Repo (Policy)	10.00	9.50
Reverse Repo (Policy)	7.50	8.00

FOREX RESERVE	
Month	BN US\$
May, 2026	34.55
April, 2026	35.10
March, 2026	34.12

REMITTANCE		
Month	MN US\$	BN TK.
May, 2026	3,425.03	420.42
April, 2026	3,127.30	383.85
March, 2026	3,752.21	460.11

T-BILL & T-BOND RATES	
Particulars	Rates (%)
91 days T-Bill	9.44
182 days T-Bill	9.71
364 days T-Bill	9.74
3 Years T-Bond	10.52

COMMODITY MARKET			
Commodity	Unit	Close Price	Change (%)
Crude Oil (Brent)	USD/Bbl	72.99	-9.89%
Gold	USD/t.oz	4077	-1.92%
Wheat	USD/bu	589.75	-3.95%
Natural gas	USD/MMBtu	3.29	-0.93%

BANK DEPOSIT		
Particulars	Feb, 2026	Feb, 2025
Demand Deposits	2,027,860	1,903,033
Time Deposits	17,921,281	16,023,826
Total Deposit	19,949,141	17,926,859
Total Advances	17,756,935	16,707,827

CAPITAL MARKET

MARKET SUMMARY					
Market Movement	Today	Prev. Day	Change	% Change	
DHAKA STOCK EXCHANGE (DSE)					
DSE BROAD INDEX (DSEX)	5723	5720	3	↑	0.05%
DSE BLUECHIP SHARE INDEX (DS30)	2166	2163	4	↑	0.18%
Market Capitalization	6,976,834	6,968,094	8740	↑	0.13%
Market Turnover (Tk. In MN)	13515	13710	(195)	↓	-1.42%
CHITTAGONG STOCK EXCHANGE (CSE)					
CSE50	1114	1115	(1.10)	↓	-0.10%
CASPI	15352	15354	(2.32)	↓	-0.02%
Trade Volume (MN)	8.37	7.70	0.67	↑	8.67%
Market Turnover (MN)	342.91	354.68	(11.76)	↓	-3.32%

TOP 10 LOW P/E COMPANIES		
Instrument	Sector	P/E
PAIDMAOIL	Fuel & Power	3.17
SOUTHEASTB	Bank	3.32
CITYBANK	Bank	3.32
MPETROLEUM	Fuel & Power	3.32
UTTARABANK	Bank	3.65
NCCBANK	Bank	3.73
JAMUNAOIL	Fuel & Power	3.74
DUTCHBANGL	Bank	3.80
PRIMEBANK	Bank	3.86
JAMUNABANK	Bank	4.16

INTRA DAY HIGHLIGHTS					
Listed Securities	A	B	N	Z	Total
Issues Advanced ↑	100	30	0	48	178
Issues Declined ↓	65	44	0	49	158
Issues Unchanged ↔	39	1	0	23	63
Total Issues Traded	204	75	0	120	399

RECENT CORPORATE DECLARATIONS				
Company	YR End	Div/Ofr Price	Record Date	AGM/RGT
NORTHRNINS	31-Dec-25	10% C and 5% S	28-Jun-26	29-Aug-26
BERGERPBL	31-Dec-25	525% C	7-Jul-26	29-Aug-26
DGIC	31-Dec-25	2% C	7-Jul-26	09-Sep-26
PRAGATILIF	31-Dec-25	15% C and 10% S	14-Jul-26	13-Sep-26

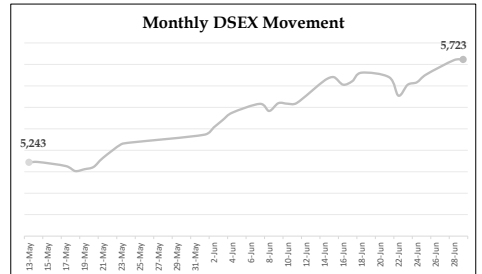
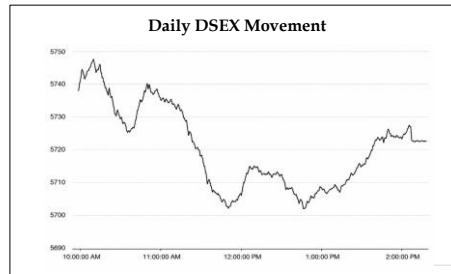
TODAY'S TOP 10 MARKET MOVERS						
Instrument	LTP	High	Low	YCP	Close	% Chg
BEXIMCO	30.70	34.30	29.10	34.30	30.70	-0.10
IPDC	32.50	33.30	30.50	31.00	32.50	0.05
BRACBANK	66.30	70.00	65.90	70.00	66.30	-0.05
NCCBANK	16.00	16.40	15.90	16.20	16.00	-0.01
MALEKSPIN	34.00	34.30	32.20	32.50	34.00	0.05
BDTHAI	20.70	22.00	19.80	22.00	20.70	-0.06
RELIANCINS	117.70	120.50	111.10	111.10	117.70	0.06
BXPHERMA	141.30	142.90	140.60	141.30	141.30	-0.01
ITC	47.90	49.00	47.10	47.60	47.90	0.01
CITYBANK	31.90	32.00	31.00	31.00	31.90	0.03

TODAY'S TOP 5 GAINERS & LAGGERS						
Instrument	Close	High	Low	YCP	Change	% Change
RAHIMTEXT	225.30	225.30	207.20	207.20	18.10	8.74%
FASFIN	1.30	1.30	1.20	1.20	0.10	8.33%
JMISMDL	146.00	148.00	135.80	135.90	10.10	7.43%
IPDC	32.50	33.30	30.50	30.50	2.00	6.56%
CAPMIBLBMF	10.30	10.40	9.70	9.70	0.60	6.19%
PLFSL	1.20	1.30	1.20	1.30	-0.10	-7.69%
BDTHAI	1.20	1.30	1.20	1.30	-0.10	-7.69%
NORTHRNINS	20.70	22.00	19.80	21.90	-1.20	-5.48%
SSSTEEL	39.70	40.20	39.50	41.60	-1.90	-4.57%
FAMILYTEX	6.70	7.10	6.70	7.00	-0.30	-4.29%

WEEKLY TOP 5 GAINERS				
Instrument	LTP	LWCP	Change	% Chg
SHYAMPSUG	230.70	165.70	65.00	39%
SAIFPOWER	10.80	8.50	2.30	27%
SONARGAON	94.70	75.50	19.20	25%
IPDC	32.50	26.80	5.70	21%
IBP	17.60	14.90	2.70	18%

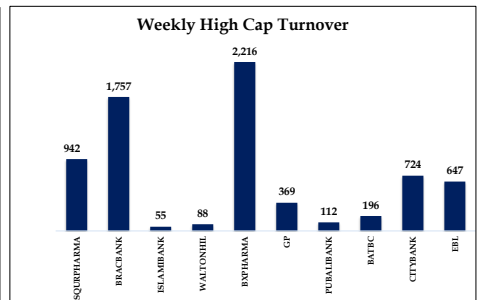
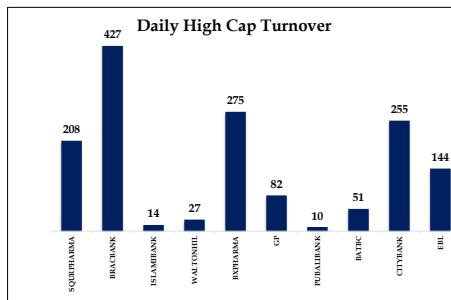
MARKET MOVEMENT

WEEKLY TOP 5 LAGGERS				
Instrument	LTP	LWCP	Chg	% Chg
BEXIMCO	30.70	38.70	-8.00	-21%
PLFSL	1.20	1.30	-0.10	-8%
FAREASTFIN	1.20	1.30	-0.10	-8%
FAMILYTEX	2.50	2.70	-0.20	-7%
ISLAMIBANK	31.30	33.70	-2.40	-7%

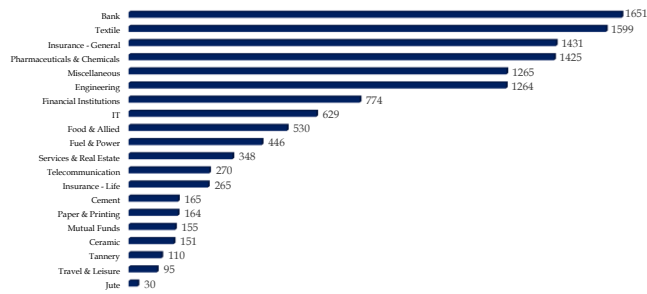


STATUS: HIGH CAP COMPANIES

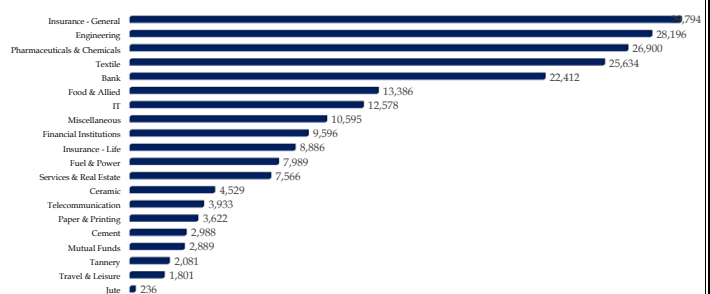
Company	FF Mkt. Cap (MN)	Turnover (MN)	
		Daily	Weekly
SQURPHARMA	111,344	208	942
BRACBANK	81,713	427	1757
ISLAMIBANK	50,302	14	55
WALTONHIL	42,791	27	88
BXPHERMA	44,043	275	2216
GP	35,175	82	369
PUBALIBANK	39,760	10	112
BATBC	31,480	51	196
CITYBANK	38,858	255	724
EBL	27,947	144	647



Daily Sector Wise Turnover Bdt (MN)



Monthly Sector Wise Turnover Bdt (MN)



Sector	Mkt Cap (BDT BN)	Sector Return	PE(x)	Daily Turnover (BDT MN)	Turnover Δ%	Turnover as % of Mkt. Cap
Jute	2,702.93	2.06%	21.20	29.68	163.98%	1.10%
Travel & Leisure	36,056.26	0.34%	62.70	94.53	95.21%	0.26%
Tannery	24,591.94	-0.53%	34.69	109.59	46.20%	0.45%
Mutual Funds	25,579.97	-0.30%	0.00	155.37	15.03%	0.61%
Cement	99,352.68	0.44%	19.89	165.20	65.42%	0.17%
Paper & Printing	22,554.15	0.44%	0.00	164.44	18.74%	0.73%
Telecommunication	552,080.55	0.18%	11.78	269.74	16.08%	0.05%
Ceramic	22,174.66	-1.20%	0.00	150.89	13.90%	0.68%
Services & Real Estate	26,418.42	-0.75%	24.29	347.73	-9.27%	1.32%
Fuel & Power	301,663.53	0.37%	10.22	445.75	39.88%	0.15%
Insurance - Life	54,217.09	-0.30%	28.05	265.49	-4.01%	0.49%
Financial Institutions	107,913.51	0.16%	14.49	773.85	49.80%	0.72%
Miscellaneous	143,197.05	-0.55%	58.99	1265.42	98.75%	0.88%
IT	33,223.44	1.17%	32.85	628.53	33.01%	1.89%
Food & Allied	232,516.01	-0.39%	0.00	529.97	12.34%	0.23%
Bank	740,876.47	-0.22%	5.64	1651.33	45.13%	0.22%
Textile	135,349.86	0.99%	21.33	1598.98	22.92%	1.18%
Pharmaceuticals & Chemicals	601,519.88	-0.26%	21.98	1425.41	-10.60%	0.24%

Script	Turnover as % of Free Float	Return %	Close Price	P/E	RSI (14)	Williams (14)	SMA (20)	SMA (90)
BDTHAI	15.42%	-120.00%	20.70	27.19	67.46	-22.47	18.00	12.31
NFML	12.17%	10.00%	23.20	11.09	74.19	-12.66	19.31	14.19
IBP	11.29%	100.00%	17.60	25.41	72.32	-12.12	15.47	12.92
FEKDIL	10.35%	30.0%	17.90	19.26				
1STPRIMFMF	8.98%		24.10	15.03	74.95	-5.45	20.62	19.80
ITC	8.75%	80.00%	47.90	23.83	79.12	-13.41	42.76	40.14
MALEKSPIN	8.60%	180.00%	34.00	48.32				
CAPMIBLMF	8.39%	60.00%	10.30	11.35	68.15	-7.14	9.45	8.27
RAHIMTEXT	7.75%	1810.00%	225.30	27.35				
SONARGAON	7.16%	80.00%	94.70	18.19				

MARKET NEWS:

SYMBOL	SUBJECT	NEWS
FIRSTFIN	Dividend Declaration	The Board of Directors has recommended No dividend for the year ended December 31, 2025. Date of AGM: 17.09.2026, Time: 3:00 PM, Venue: Hybrid system meeting by using digital platform and physical presence. Physical meeting will be held at Trading Corporation of Bangladesh (TCB) Auditorium, 1 Karwanbazar (1st Floor), Dhaka-1215. Record Date: 22.07.2026. The Company has also reported EPS of Tk. (6.66), NAV per share of Tk. (46.01) and NOCFPS of Tk. (0.74) for the year ended December 31, 2025 (cont.)
MEGHNALIFE	Dividend Declaration	The Board of Directors has recommended 15% cash dividend for the year ended December 31, 2025. Date of AGM: 20.08.2026, Time: 11:00 AM, Venue/Mode: Digital Platform. Record Date: 23.07.2026. The Company has also reported NOCFPS of Tk. (4.19) for the year ended December 31, 2025 as against Tk. (13.71) for the year ended December 31, 2024.
TOSRIFA	Name Change of the Company	Dhaka Stock Exchange PLC. (DSE) has approved the proposed name change of the Company. Accordingly, the name of the Company will be 'Tosrifa Industries PLC.' instead of 'Tosrifa Industries Limited' with effect from June 30, 2026. Other information (except name) will remain unchanged.
JAMUNAOIL	Name Change of the Company	Dhaka Stock Exchange PLC. (DSE) has approved the proposed name change of the Company. Accordingly, the name of the Company will be 'Jamuna Oil PLC.' instead of 'Jamuna Oil Company Limited' with effect from June 30, 2026. Other information (except name) will remain unchanged.

DISCLAIMER

This report (The Daily Market Insight) has no regard to the specific investment objectives, financial situation or particular needs of any specific recipient. The report is published solely for informational purposes and is not to be construed as a solicitation or an offer to buy or sell any security. The report is based on information obtained from sources believed to be reliable but is neither guaranteed as being accurate, nor is it a complete statement or summary of the securities, markets or developments referred to in the report. The report should not be regarded by recipients as a substitute for the exercise of their own judgment. Any opinions expressed herein are subject to change without notice. Neither BRAC EPL Investments Limited nor any of its employees accept no liability whatsoever for any loss or damage of any kind arising out of the use all or any part of this report. The information provided in this document is not intended for distribution to, or use by, any person or entity in any jurisdiction or country where such distribution or use would be contrary to law or regulation or which would subject BRAC EPL Investments Limited or its affiliates to any registration requirement within such jurisdiction or country. No part of this report may be reproduced or distributed in any manner without the written permission of BRAC EPL Investments Limited. This disclaimer applies to the Report in their entirety, irrespective of whether the Report is used or viewed in whole or in part.

BRAC EPL INVESTMENTS LIMITED

MD. ABDULLAH ABU SYADE, HEAD OF STRATEGY & INVESTMENT	MUNTAHA FERDAUSI, SENIOR ANALYST, RESEARCH TANZILA ZAHAN, SENIOR ANALYST, RESEARCH
---	---