

**MACROECONOMY**

EXCHANGE RATE			MONEY MARKET			FOREX RESERVE		REMITTANCE		
Currency	Buying	Selling	Indicator	Current	Previous	Month	BN US\$	Month	MN US\$	BN TK.
USD	122.75	122.75	Call Money	9.99	10.22	April, 2026	35.10	April, 2026	3,127.30	383.85
EUR	143.74	143.75	Repo (Policy)	10.00	9.50	March, 2026	34.12	March, 2026	3,752.21	460.11
GBP	165.98	166.01	Reverse Repo (Policy)	7.50	8.00	February, 2026	35.11	February, 2026	3,019.45	369.29

COMMODITY MARKET					BANK DEPOSIT		
Commodity	Unit	Close Price	Change (%)		Particulars	Feb, 2026	Feb, 2025
Crude Oil (Brent)	USD/Bbl	105.63	-1.99%		Demand Deposits	2,027,860	1,903,033
Gold	USD/t.oz	4706.7	0.43%		Time Deposits	17,921,281	16,023,826
Wheat	USD/bu	675.5	-0.52%		Total Deposit	19,949,141	17,926,859
Natural gas	USD/MMBtu	2.864	0.74%		Total Advances	17,756,935	16,707,827

**CAPITAL MARKET**

MARKET SUMMARY					TOP 10 LOW P/E COMPANIES		
Market Movement	Today	Prev. Day	Change	% Change	Instrument	Sector	P/E
<b>DHAKA STOCK EXCHANGE (DSE)</b>							
DSE BROAD INDEX (DSEX)	5212	5203	8	↑ 0.16%	CITYBANK	Bank	2.78
DSE BLUECHIP SHARE INDEX (D530)	1970	1968	2	↑ 0.09%	PADMAOIL	Fuel & Power	2.84
Market Capitalization	6,755,128	6,753,299	1829	↑ 0.03%	MPETROLEUM	Fuel & Power	3.08
Market Turnover (Tk. In MN)	6757	7261	(503)	↓ -6.93%	SOUTHEASTB	Bank	3.19
<b>CHITTAGONG STOCK EXCHANGE (CSE)</b>							
CSE50	1093	1090	3.43	↑ 0.31%	JAMUNAOIL	Fuel & Power	3.43
CASPI	14655	14623	31.07	↑ 0.21%	DUTCHBANGL	Bank	3.57
Trade Volume (MN)	6.11	4.96	1.15	↑ 23.20%	PRIMEBANK	Bank	3.74
Market Turnover (MN)	198.21	187.74	10.48	↑ 5.58%	NCCBANK	Bank	3.78
					BSRMLTD	Engineering	3.91
					MTB	Bank	4.06

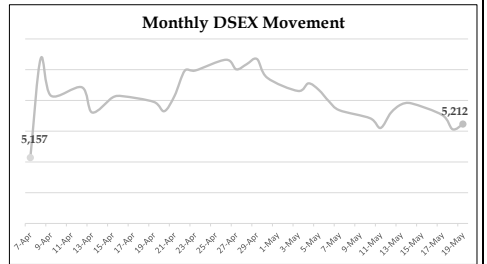
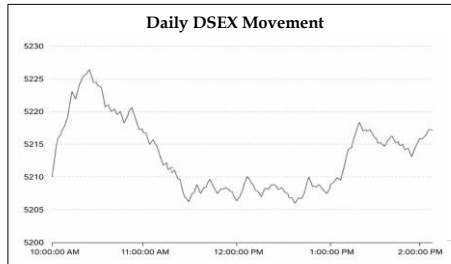
INTRA DAY HIGHLIGHTS					
Listed Securities	A	B	N	Z	Total
Issues Advanced ↑	88	47	0	46	181
Issues Declined ↓	72	18	0	48	138
Issues Unchanged ↔	39	9	0	26	74
<b>Total Issues Traded</b>	<b>199</b>	<b>74</b>	<b>0</b>	<b>120</b>	<b>393</b>

RECENT CORPORATE DECLARATIONS				
Company	YR End	Div/Ofr Price	Record Date	AGM/RGT
BANKASIA	31-Dec-25	8.5%C, 8.5%S	20-May-26	11-Jun-26
CENTRALINS	31-Dec-25	12%C	20-May-26	18-Jun-26
HEIDELBCEM	31-Dec-25	11%C	20-May-26	18-Jun-26
MTB	31-Dec-25	12%S	20-May-26	28-Jun-26

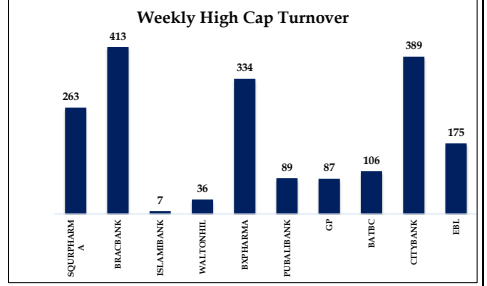
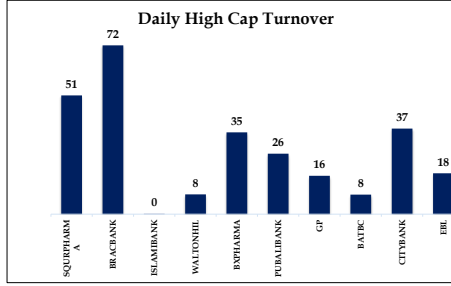
TODAY'S TOP 10 MARKET MOVERS							
Instrument	LTP	High	Low	YCP	Close	% Chg	Value (MN)
ASLATICLAB	117.30	118.00	109.60	110.10	117.30	↑ 0.07	274.00
RDFOOD	29.80	30.10	26.90	27.40	29.80	↑ 0.09	241.78
NCCBANK	16.20	16.30	16.00	16.10	16.20	↑ 0.01	230.68
TECHNODRUG	43.70	44.60	40.50	41.20	43.70	↑ 0.06	185.87
LOVELLO	75.40	79.00	74.30	77.50	75.40	↓ -0.03	179.71
MONNOCERA	99.50	101.90	96.50	95.70	99.50	↑ 0.04	171.88
NAVANAPHAR	64.40	64.70	62.50	62.20	64.40	↑ 0.04	157.50
DOMINAGE	73.50	75.30	72.50	75.40	73.50	↓ -0.03	153.27
VFSTDL	16.00	16.20	14.90	15.00	16.00	↑ 0.07	123.48
SPCERAMICS	23.50	23.80	22.20	22.30	23.50	↑ 0.05	112.02

TODAY'S TOP 5 GAINERS & LAGGERS						
Instrument	Close	High	Low	YCP	Change	% Change
MARICO	2742.90	2765.00	2738.00	2739.80	3.10	0.11%
ACI	185.90	188.50	185.20	185.70	0.20	0.11%
TB20Y0934	106.94	0.00	0.00	106.83	0.11	0.10%
APEXTANRY	112.60	115.50	110.90	112.50	0.10	0.09%
TB20Y0228	104.46	0.00	0.00	104.37	0.09	0.09%
DHAKABANK	11.00	11.30	11.00	12.00	-1.00	-8.33%
CNATEX	11.00	11.30	11.00	12.00	-1.00	-8.33%
FAREASTFIN	3.00	3.20	3.00	3.20	-0.20	-6.25%
FAFSL	1.50	1.50	1.50	1.60	-0.10	-6.25%
ILFSL	1.50	1.50	1.50	1.60	-0.10	-6.25%

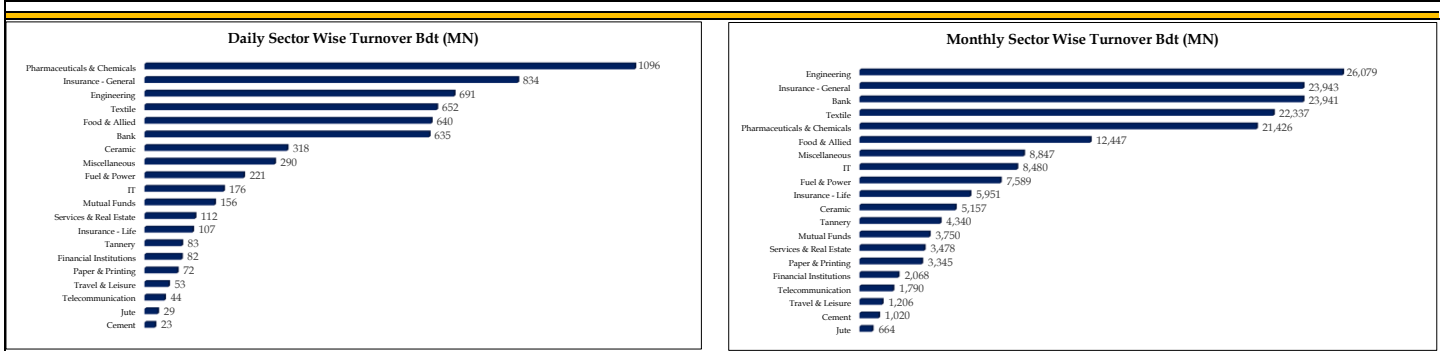
WEEKLY TOP 5 GAINERS				
Instrument	LTP	LWCP	Change	% Chg
SKTRIMS	11.90	9.10	2.80	31%
VFSTDL	16.00	13.00	3.00	23%
SONARBAINS	45.60	37.10	8.50	23%
RDFOOD	29.80	24.30	5.50	23%
UNIONINS	40.30	33.70	6.60	20%



WEEKLY TOP 5 LAGGERS				
Instrument	LTP	LWCP	Chg	% Chg
ILFSL	1.50	2.20	-0.70	-32%
FAFSL	1.50	2.10	-0.60	-29%
FAREASTFIN	1.50	2.10	-0.60	-29%
PLFSL	1.50	2.10	-0.60	-29%
APEXSPINN	367.50	422.30	-54.80	-13%



STATUS: HIGH CAP COMPANIES			
Company	FF Mkt. Cap (MN)	Turnover (MN)	
		Daily	Weekly
SQRPHARMA	102,779	51	263
BRACBANK	68,483	72	413
ISLAMIBANK	52,391	0	7
WALTONHIL	39,424	8	36
BXPBARMA	37,248	35	334
PUBALIBANK	36,162	26	89
GP	32,151	16	87
BATBC	30,194	8	106
CITYBANK	28,281	37	389
EBL	25,492	18	175



Sector	Mkt Cap (BDT BN)	Sector Return	PE(x)	Daily Turnover (BDT MN)	Turnover Δ%	Turnover as % of Mkt. Cap
Jute	2,641.81	0.88%	0.00	28.54	62.41%	1.08%
Cement	85,787.35	0.69%	19.89	22.56	-14.99%	0.03%
Travel & Leisure	32,306.28	-0.18%	20.94	52.93	-29.38%	0.16%
Telecommunication	496,748.31	-0.11%	32.18	43.98	-8.45%	0.01%
Financial Institutions	92,789.87	-1.04%	0.00	81.73	-54.33%	0.09%
Paper & Printing	20,704.40	-0.13%	13.28	72.40	-9.02%	0.35%
Services & Real Estate	21,976.46	1.25%	15.15	112.05	8.72%	0.51%
Mutual Funds	24,124.85	-0.34%	13.28	155.83	49.12%	0.65%
Tannery	23,516.76	0.15%	301.30	82.51	-12.83%	0.35%
Ceramic	19,907.22	1.91%	51.21	317.88	50.77%	1.60%
Insurance - Life	49,582.45	-0.50%	53.60	106.79	-2.01%	0.22%
Fuel & Power	273,737.66	0.01%	19.62	220.78	-22.83%	0.08%
IT	28,648.42	0.59%	12.17	175.88	-37.95%	0.61%
Miscellaneous	213,370.24	0.02%	21.52	290.03	-12.22%	0.14%
Food & Allied	222,300.11	-0.57%	51.21	639.88	16.21%	0.29%
Pharmaceuticals & Chemicals	559,036.98	0.26%	5.63	1095.80	20.07%	0.20%
Textile	118,555.61	0.42%	31.62	652.30	-9.66%	0.55%
Bank	671,127.00	0.11%	46.73	635.39	2.16%	0.09%

Script	Turnover as % of Free Float	Return %	Close Price	P/E	RSI (14)	Williams (14)	SMA (20)	SMA (200)
CAPMBDBLMF	17.85%	-1.56%	12.60	8.36	58.41	-16.00	12.03	10.50
RDFOOD	16.04%	8.76%	29.80	17.32	81.57	-2.88	22.50	21.71
VFTIDL	10.56%	6.67%	16.00	20.35	75.34	-4.17	12.78	10.40
TECHNODRUG	8.64%	6.07%	43.70	31.08	73.98	-9.57	38.22	33.09
ANLIMAYARN	7.24%	8.22%	23.70	4.05	74.94	-6.38	20.42	20.18
MONNOCERA	6.59%	3.97%	99.50	80.25	60.19	-38.46	93.25	84.20
SPCERAMICS	6.49%	5.38%	23.50	29.77	64.70	-20.45	21.09	17.93
STANDARINS	5.77%	3.65%	48.30	22.42	76.21	-10.53	45.12	40.59
BDTHAIFOOD	5.54%	3.32%	21.80	11.86	58.54	-58.33	20.83	15.21
EASTRNLUB	5.00%	2.73%	1922.40	228.89	79.41	-9.39	1640.76	1658.63

MARKET NEWS:		
SYMBOL	SUBJECT	NEWS
EXCH	Holidays for Eid-ul-Azha & DSE to remain open on May 23, 2026	The Government has declared May 25, 2026, as an additional public holiday, thereby extending the Eid-ul-Azha vacation period. In accordance with this declaration, the Exchange will remain closed from May 25, 2026 to May 31, 2026 on account of Eid-ul-Azha holidays. Furthermore, as per the official notification, the trading and official activities of the Exchange will remain open on Saturday, May 23, 2026. Regular office activities will resume on June 01, 2026, as per the usual schedule.
NCCBANK	Sale Declaration of a Sponsor	Mrs. Sohela Hossain, a Sponsor of the Company has expressed her intention to sell 5,000,000 shares out of her total holding of 28,639,404 shares of the Company at the prevailing market price in both the Public and Block Markets through Dhaka Stock Exchange PLC. (DSE) within next 30 working days

**DISCLAIMER**

This report (The Daily Market Insight) has no regard to the specific investment objectives, financial situation or particular needs of any specific recipient. The report is published solely for informational purposes and is not to be construed as a solicitation or an offer to buy or sell any security. The report is based on information obtained from sources believed to be reliable but is neither guaranteed as being accurate, nor is it a complete statement or summary of the securities, markets or developments referred to in the report. The report should not be regarded by recipients as a substitute for the exercise of their own judgment. Any opinions expressed herein are subject to change without notice. Neither BRAC EPL Investments Limited nor any of its employees accept no liability whatsoever for any loss or damage of any kind arising out of the use all or any part of this report. The information provided in this document is not intended for distribution to, or use by, any person or entity in any jurisdiction or country where such distribution or use would be contrary to law or regulation or which would subject BRAC EPL Investments Limited or its affiliates to any registration requirement within such jurisdiction or country. No part of this report may be reproduced or distributed in any manner without the written permission of BRAC EPL Investments Limited. This disclaimer applies to the Report in their entirety, irrespective of whether the Report is used or viewed in whole or in part.

BRAC EPL INVESTMENTS LIMITED	
MD. ABDULLAH ABU SYADE, HEAD OF STRATEGY & INVESTMENT	MUNTAHA FERDAUSI, SENIOR ANALYST, RESEARCH TANZILA ZAHAN, SENIOR ANALYST, RESEARCH