

MACROECONOMY

EXCHANGE RATE		
Currency	Buying	Selling
USD	122.75	122.75
EUR	142.41	142.44
GBP	164.81	164.90

MONEY MARKET		
Indicator	Current	Previous
Call Money	9.99	10.22
Repo (Policy)	10.00	9.50
Reverse Repo (Policy)	7.50	8.00

FOREX RESERVE	
Month	BN US\$
April, 2026	103.54
March, 2026	34.12
February, 2026	35.11

REMITTANCE		
Month	MN US\$	BN TK.
April, 2026	3,127.30	383.85
March, 2026	3,752.21	460.11
February, 2026	3,019.45	369.29

T-BILL & T-BOND RATES	
Particulars	Rates (%)
91 days T-Bill	10.17
182 days T-Bill	10.47
364 days T-Bill	10.65
3 Years T-Bond	10.82

COMMODITY MARKET			
Commodity	Unit	Close Price	Change (%)
Crude Oil (Brent)	USD/Bbl	103.54	0.94%
Gold	USD/t.oz	4523.2	-0.42%
Wheat	USD/bu	646.25	-0.19%
Natural gas	USD/MMBtu	2907	-3.68%

BANK DEPOSIT		
Particulars	Feb, 2026	Feb, 2025
Demand Deposits	2,027,860	1,903,033
Time Deposits	17,921,281	16,023,826
Total Deposit	19,949,141	17,926,859
Total Advances	17,756,935	16,707,827

CAPITAL MARKET

MARKET SUMMARY

Market Movement	Today	Prev. Day	Change	% Change
DHAKA STOCK EXCHANGE (DSE)				
DSE BROAD INDEX (DSEX)	5328	5264	64	↑ 1.22%
DSE BLUECHIP SHARE INDEX (D530)	2030	1995	35	↑ 1.75%
Market Capitalization	6,852,330	6,798,194	54136	↑ 0.80%
Market Turnover (Tk. In MN)	9022	8675	347	↑ 4.00%
CHITTAGONG STOCK EXCHANGE (CSE)				
CSE50	1108	1095	12.92	↑ 1.18%
CASPI	14839	14700	138.74	↑ 0.94%
Trade Volume (MN)	5.44	5.54	(0.10)	↓ -1.72%
Market Turnover (MN)	243.93	303.96	(60.03)	↓ -19.75%

TOP 10 LOW P/E COMPANIES

Instrument	Sector	P/E
PADMAOIL	Fuel & Power	2.88
CITYBANK	Bank	3.00
MPETROLEUM	Fuel & Power	3.11
SOUTHEASTB	Bank	3.16
DUTCHBANGL	Bank	3.41
JAMUNAOIL	Fuel & Power	3.45
NCCBANK	Bank	3.50
UTTARABANK	Bank	3.55
MTB	Bank	3.80
PRIMEBANK	Bank	3.86

INTRA DAY HIGHLIGHTS

Listed Securities	A	B	N	Z	Total
Issues Advanced ↑	125	35	0	57	217
Issues Declined ↓	46	31	0	40	117
Issues Unchanged ↔	27	9	1	23	60
Total Issues Traded	198	75	1	120	394

RECENT CORPORATE DECLARATIONS

Company	YR End	Div/Ofr Price	Record Date	AGM/RGT
STANDARINS	31-Dec-25	12% C	24-May-26	29-Jun-26
MARICO	31-Dec-25	500% C	1-Jun-26	18-Jun-26
MERCINS	31-Dec-25	10% C	1-Jun-26	15-Jun-26
MIDLANDBNK	31-Dec-25	3% C, 3% S	1-Jun-26	24-Jun-26

TODAY'S TOP 10 MARKET MOVERS

Instrument	LTP	High	Low	YCP	Close	% Chg	Value (MN)
ASIATICLAB	126.20	131.80	123.00	126.00	126.20	↑ 0.00	403.24
NCCBANK	15.00	15.10	14.10	15.90	15.00	↓ -0.06	327.75
RDFOOD	31.80	32.90	31.00	32.10	31.80	↓ -0.01	193.48
MIRAKHTER	44.10	45.90	43.80	45.40	44.10	↓ -0.03	186.08
JAMUNABANK	25.50	25.60	25.00	25.00	25.50	↑ 0.02	175.80
TECHNODRUG	45.10	46.50	44.50	45.00	45.10	↑ 0.02	171.24
NAVANAPHAR	69.60	72.80	68.10	67.80	69.60	↑ 0.03	170.85
CITYBANK	28.80	28.90	27.60	27.60	28.80	↑ 0.04	153.04
SUNLIFEINS	68.30	72.60	67.60	68.70	68.30	↓ -0.01	143.99
DOMINAGE	75.10	76.00	74.60	74.50	75.10	↑ 0.01	141.71

TODAY'S TOP 5 GAINERS & LAGGERS

Instrument	Close	High	Low	YCP	Change	% Change
MEGHNACEM	33.40	33.40	31.50	30.40	3.00	9.87%
EMERALDOIL	18.50	18.50	16.90	16.90	1.60	9.47%
ARAMITCEM	11.90	11.90	11.10	10.90	1.00	9.17%
REGENTEX	5.00	5.00	4.50	4.60	0.40	8.70%
SIPLC	80.80	81.70	75.80	75.20	5.60	7.45%
DAFODILCOM	125.80	137.70	125.00	138.80	-13.00	-9.37%
APEXSPINN	318.30	343.90	310.00	339.60	-21.30	-6.27%
GENNEXT	3.00	3.20	3.00	3.20	-0.20	-6.25%
CAPMBDBLMF	11.50	12.20	11.30	12.20	-0.70	-5.74%

WEEKLY TOP 5 GAINERS

Instrument	LTP	LWCP	Change	% Chg
PREMIERLEA	2.70	2.20	0.50	23%
MEGHNAPET	70.50	57.90	12.60	22%
NAHEEACP	31.20	25.70	5.50	21%
HFL	17.40	14.70	2.70	18%
PRIMEFIN	3.30	2.80	0.50	18%

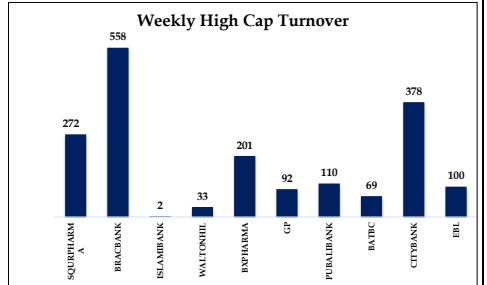
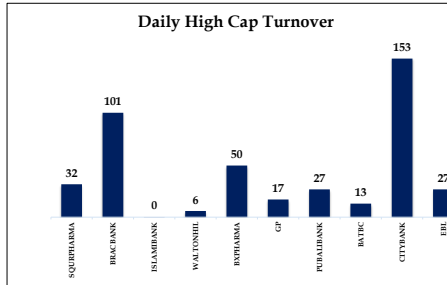
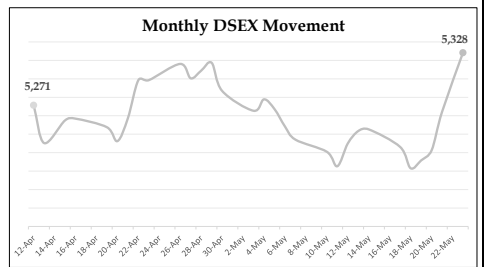
WEEKLY TOP 5 LAGGERS

Instrument	LTP	LWCP	Chg	% Chg
APEXSPINN	318.30	396.70	-78.40	-20%
UTTARABANK	21.10	25.80	-4.70	-18%
PUBALIBANK	33.80	38.80	-5.00	-13%
DAFODILCOM	125.80	140.50	-14.70	-10%
BRACBANK	66.60	73.10	-6.50	-9%

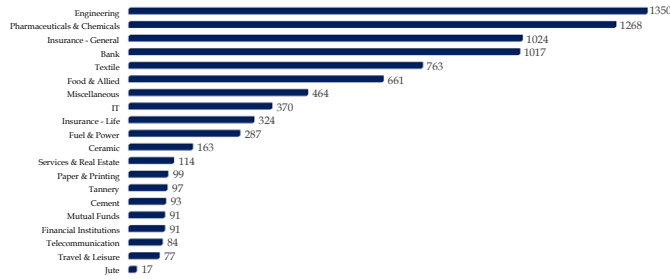
STATUS: HIGH CAP COMPANIES

Company	FF Mkt. Cap (MN)	Turnover (MN)	
		Daily	Weekly
SQRPHARMA	105,106	32	272
BRACBANK	71,376	101	558
ISLAMIBANK	52,391	0	2
WALTONHIL	39,994	6	33
BXPHERMA	38,058	50	201
GP	32,542	17	92
PUBALIBANK	31,584	27	110
BATBC	30,409	13	69
CITYBANK	30,506	153	378
EBL	27,462	27	100

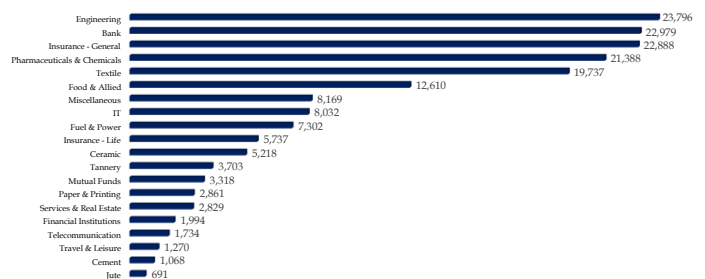
MARKET MOVEMENT



Daily Sector Wise Turnover Bdt (MN)



Monthly Sector Wise Turnover Bdt (MN)



Sector	Mkt Cap (BDT BN)	Sector Return	PE(x)	Daily Turnover (BDT MN)	Turnover Δ%	Turnover as % of Mkt. Cap
Jute	2,686.14	1.47%	0.00	17.08	31.35%	0.64%
Cement	89,607.38	3.27%	19.89	93.32	166.58%	0.10%
Travel & Leisure	33,694.08	0.59%	20.94	76.51	-42.98%	0.23%
Telecommunication	508,408.68	1.56%	32.18	84.42	41.05%	0.02%
Financial Institutions	93,130.57	0.54%	0.00	90.51	1.12%	0.10%
Services & Real Estate	22,519.94	2.76%	15.54	114.01	24.26%	0.51%
Paper & Printing	21,103.81	1.99%	13.28	98.99	23.36%	0.47%
Mutual Funds	24,306.27	0.04%	13.28	90.63	8.25%	0.37%
Tannery	23,639.68	1.08%	301.30	97.06	17.41%	0.41%
Ceramic	19,669.22	0.38%	51.21	163.30	-21.13%	0.83%
Insurance - Life	50,789.88	0.51%	53.60	323.53	12.06%	0.64%
Fuel & Power	279,002.82	0.79%	19.62	286.62	-34.74%	0.10%
IT	28,438.88	-1.94%	12.17	370.36	-35.87%	1.30%
Miscellaneous	214,547.30	0.16%	21.52	463.74	20.41%	0.22%
Food & Allied	224,782.69	0.45%	51.21	660.71	-20.07%	0.29%
Textile	120,086.32	0.27%	31.62	763.03	2.42%	0.64%
Pharmaceuticals & Chemicals	567,187.04	0.49%	5.63	1268.18	2.84%	0.22%
Insurance - General	105,094.68	1.33%	22.34	1023.56	17.21%	0.97%

Script	Turnover as % of Free Float	Return %	Close Price	P/E	RSI (14)	Williams (14)	SMA (20)	SMA (200)
RDFOOD	12.03%	-30.00%	31.80	17.32	79.70	-18.06	24.24	21.83
BDTHAIFOOD	10.97%	40.00%	23.80	11.86	67.81	-17.50	21.55	15.34
CRYSTALINS	9.79%	270.00%	74.90	27.65	54.22	-19.51	72.71	62.87
MHSMML	9.32%	60.00%	23.50	20.60	60.63	-47.92	22.74	16.64
SUNLIFEINS	9.16%	-40.00%	68.30	0.00	54.00	-40.57	68.22	55.98
NAHEEACP	8.26%	180.00%	31.20	12.77	77.09	-11.22	25.05	20.71
TECHNODRUG	7.71%	10.00%	45.10	31.08	76.85	-16.09	39.44	33.27
SINOBANGLA	7.66%	70.00%	54.30	26.97	60.55	-23.21	52.72	48.11
DESHBANDHU	7.58%	120.00%	19.70	12.75	66.51	-19.35	17.92	17.59
MEGHNAPEP	7.03%	380.00%	70.50	70.21	85.65	-5.38	50.38	27.16

MARKET NEWS:

SYMBOL	SUBJECT	NEWS
CVOPRL	Restart of Commercial Operations	Referring to their earlier news disseminated by DSE on 27.04.2026, the company has further informed that they have purchased their raw material Naphtha from Eastern Refinery PLC on 20-05-2026. Their commercial operations will restart from 23-05-2026.
BRACBANK	Board approval to issue BRAC Bank Green Bond	The company has informed that the Board of Directors of the company in its 395th Board meeting, held on May 21, 2026, has approved to issue "BRAC Bank Green Bond". The proposed bond will be Non-Convertible, Unsecured, Fully Redeemable, Green Bond of up to BDT 1,000 Crore (Taka One Thousand Crore) at face value, with a tenure of maximum 03 years through private placement. It will be issued to support green financing initiatives of BRAC Bank PLC., subject to approvals of the Regulatory Authorities.

DISCLAIMER

This report (The Daily Market Insight) has no regard to the specific investment objectives, financial situation or particular needs of any specific recipient. The report is published solely for informational purposes and is not to be construed as a solicitation or an offer to buy or sell any security. The report is based on information obtained from sources believed to be reliable but is neither guaranteed as being accurate, nor is it a complete statement or summary of the securities, markets or developments referred to in the report. The report should not be regarded by recipients as a substitute for the exercise of their own judgment. Any opinions expressed herein are subject to change without notice. Neither BRAC EPL Investments Limited nor any of its employees accept no liability whatsoever for any loss or damage of any kind arising out of the use all or any part of this report. The information provided in this document is not intended for distribution to, or use by, any person or entity in any jurisdiction or country where such distribution or use would be contrary to law or regulation or which would subject BRAC EPL Investments Limited or its affiliates to any registration requirement within such jurisdiction or country. No part of this report may be reproduced or distributed in any manner without the written permission of BRAC EPL Investments Limited. This disclaimer applies to the Report in their entirety, irrespective of whether the Report is used or viewed in whole or in part.

BRAC EPL INVESTMENTS LIMITED

MD. ABDULLAH ABU SYADE, HEAD OF STRATEGY & INVESTMENT	MUNTAHA FERDAUSI, SENIOR ANALYST, RESEARCH TANZILA ZAHAN, SENIOR ANALYST, RESEARCH
---	---