

MACROECONOMY

EXCHANGE RATE		
Currency	Buying	Selling
USD	122.75	122.75
EUR	142.41	142.44
GBP	164.81	164.90

MONEY MARKET		
Indicator	Current	Previous
Call Money	9.99	10.22
Repo (Policy)	10.00	9.50
Reverse Repo (Policy)	7.50	8.00

FOREX RESERVE	
Month	BN US\$
April, 2026	103.54
March, 2026	34.12
February, 2026	35.11

REMITTANCE		
Month	MN US\$	BN TK.
April, 2026	3,127.30	383.85
March, 2026	3,752.21	460.11
February, 2026	3,019.45	369.29

T-BILL & T-BOND RATES	
Particulars	Rates (%)
91 days T-Bill	10.15
182 days T-Bill	10.41
364 days T-Bill	10.50
3 Years T-Bond	10.82

COMMODITY MARKET			
Commodity	Unit	Close Price	Change (%)
Crude Oil (Brent)	USD/Bbl	103.54	0.94%
Gold	USD/t.oz	4523.2	-0.42%
Wheat	USD/bu	646.25	-0.19%
Natural gas	USD/MMBtu	2907	-3.68%

BANK DEPOSIT		
Particulars	Feb, 2026	Feb, 2025
Demand Deposits	2,027,860	1,903,033
Time Deposits	17,921,281	16,023,826
Total Deposit	19,949,141	17,926,859
Total Advances	17,756,935	16,707,827

CAPITAL MARKET

MARKET SUMMARY

Market Movement	Today	Prev. Day	Change	% Change
DHAKA STOCK EXCHANGE (DSE)				
DSE BROAD INDEX (DSEX)	5336	5328	8	↑ 0.14%
DSE BLUECHIP SHARE INDEX (D530)	2031	2030	1	↑ 0.03%
Market Capitalization	6,844,332	6,852,330	(7998)	↓ -0.12%
Market Turnover (Tk. In MN)	7787	9022	(1234)	↓ -13.68%
CHITTAGONG STOCK EXCHANGE (CSE)				
CSE50	1113	1108	5.08	↑ 0.46%
CASPI	14910	14839	70.82	↑ 0.48%
Trade Volume (MN)	4.62	5.44	(0.82)	↓ -15.04%
Market Turnover (MN)	218.07	243.93	(25.86)	↓ -10.60%

TOP 10 LOW P/E COMPANIES

Instrument	Sector	P/E
PADMAOIL	Fuel & Power	2.91
CITYBANK	Bank	2.99
MPETROLEUM	Fuel & Power	3.12
SOUTHEASTB	Bank	3.13
DUTCHBANGL	Bank	3.34
NCCBANK	Bank	3.40
JAMUNAOIL	Fuel & Power	3.47
UTTARABANK	Bank	3.54
MTB	Bank	3.80
PRIMEBANK	Bank	3.82

INTRA DAY HIGHLIGHTS

Listed Securities	A	B	N	Z	Total
Issues Advanced ↑	72	40	0	49	161
Issues Declined ↓	84	23	0	29	136
Issues Unchanged ↔	39	11	0	42	92
Total Issues Traded	195	74	0	120	389

RECENT CORPORATE DECLARATIONS

Company	YR End	Div/Ofr Price	Record Date	AGM/RGT
BDFINANCE	31-Dec-25	No Dividend	1-Jun-26	30-Jun-26
MARICO	31-Dec-25	500 C	1-Jun-26	18-Jun-26
MERCINS	31-Dec-25	10 C	1-Jun-26	15-Jun-26
MIDLANDBNK	31-Dec-25	3% C, 3% S	1-Jun-26	24-Jun-26

TODAY'S TOP 10 MARKET MOVERS

Instrument	LTP	High	Low	YCP	Close	% Chg	Value (MN)
ASLATICLAB	130.50	132.00	124.00	126.20	130.50	↑ 0.03	203.40
DOMINAGE	76.10	76.80	75.10	75.10	76.10	↑ 0.01	199.58
CITYBANK	28.70	29.00	28.20	28.80	28.70	↓ 0.01	188.68
BRACBANK	67.30	68.10	66.80	66.60	67.30	↑ 0.01	186.27
MIRAKHTER	43.90	46.30	43.50	44.10	43.90	↓ 0.00	178.97
BDTHAIFOOD	25.00	25.30	23.80	23.80	25.00	↑ 0.05	175.02
RDFOOD	30.60	32.30	30.20	31.80	30.60	↓ -0.04	170.57
JAMUNABANK	25.50	25.70	25.00	25.50	25.50	↑ 0.00	142.70
BBSCABLES	24.60	24.80	23.30	23.50	24.60	↑ 0.05	134.08
ITC	41.40	41.70	39.70	39.70	41.40	↑ 0.04	133.46

TODAY'S TOP 5 GAINERS & LAGGERS

Instrument	Close	High	Low	YCP	Change	% Change
NAHEEACP	34.30	34.30	31.10	31.20	3.10	9.94%
HEIDELBCEM	226.40	226.40	208.70	208.20	18.20	8.74%
DAFODILCOM	136.70	138.00	116.00	125.80	10.90	8.66%
RRSMSTEEL	8.20	8.20	7.90	7.70	0.50	6.49%
RAHIMAFOD	105.80	108.00	99.70	99.70	6.10	6.12%
FAREASTHN	1.70	1.90	1.70	1.80	-0.10	-5.56%
NCCBLMFI	1.70	1.90	1.70	1.80	-0.10	-5.56%
MHSML	4.20	4.50	4.10	4.40	-0.20	-4.55%
RDFOOD	22.50	23.80	22.30	23.50	-1.00	-4.26%
NURANI	30.60	32.30	30.20	31.80	-1.20	-3.77%

WEEKLY TOP 5 GAINERS

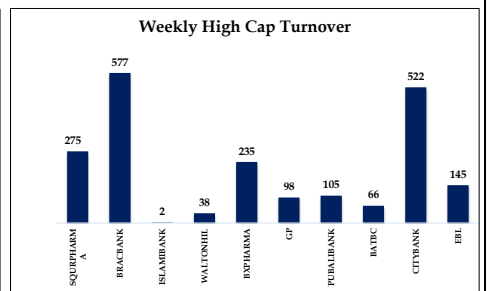
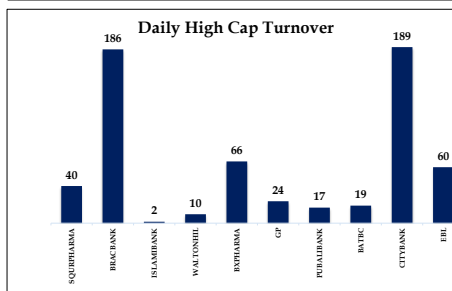
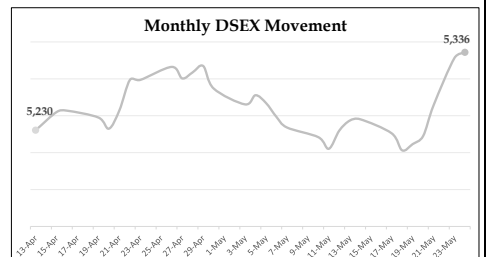
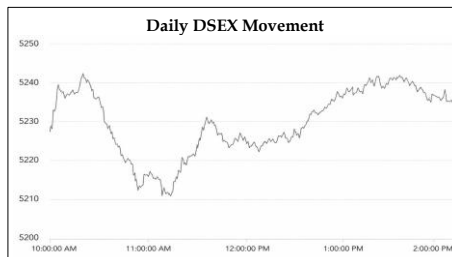
Instrument	LTP	LWCP	Change	% Chg
NAHEEACP	34.30	25.70	8.60	33%
PREMIERLEA	2.70	2.20	0.50	23%
MEGHNAPEP	68.60	57.90	10.70	18%
PROVATHNS	42.70	36.10	6.60	18%
PRIMEFIN	3.30	2.80	0.50	18%

WEEKLY TOP 5 LAGGERS

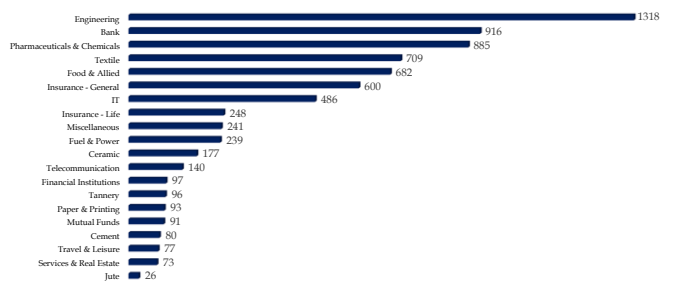
Instrument	LTP	LWCP	Chg	% Chg
UTTARABANK	21.00	25.80	-4.80	-19%
APEXSPINN	325.00	396.70	-71.70	-18%
PUBALIBANK	33.60	38.80	-5.20	-13%
NCCBANK	14.60	16.20	-1.60	-10%
GREENDELMI	3.30	3.60	-0.30	-8%

STATUS: HIGH CAP COMPANIES

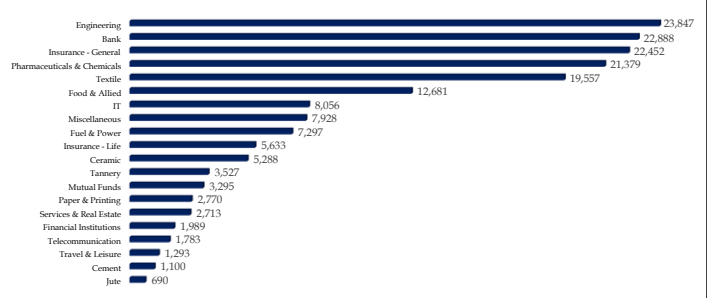
Company	FF Mkt. Cap (MN)	Turnover (MN)	
		Daily	Weekly
SQURPHARMA	104,859	40	275
BRACBANK	82,945	186	577
ISLAMIBANK	52,391	2	2
WALTONHIL	39,731	10	38
BXPBARMA	38,027	66	235
GP	32,542	24	98
PUBALIBANK	36,106	17	105
BATBC	30,209	19	66
CITYBANK	34,960	189	522
EBL	27,947	60	145



Daily Sector Wise Turnover Bdt (MN)



Monthly Sector Wise Turnover Bdt (MN)



Sector	Mkt Cap (BDT BN)	Sector Return	PE(x)	Daily Turnover (BDT MN)	Turnover Δ%	Turnover as % of Mkt. Cap
Jute	2,741.06	2.04%	0.00	26.26	53.71%	0.96%
Cement	91,026.23	1.58%	19.89	79.95	-14.33%	0.09%
Travel & Leisure	34,440.83	2.22%	20.94	76.64	0.17%	0.22%
Telecommunication	510,223.29	0.36%	32.18	139.60	65.36%	0.03%
Financial Institutions	94,677.98	1.66%	0.00	97.16	7.34%	0.10%
Services & Real Estate	22,602.11	0.36%	15.58	73.44	-35.58%	0.32%
Paper & Printing	21,247.03	0.68%	13.28	92.63	-6.43%	0.44%
Mutual Funds	24,277.58	-0.12%	13.28	91.27	0.71%	0.38%
Tannery	23,790.81	0.64%	301.30	95.61	-1.49%	0.40%
Ceramic	19,736.17	0.34%	51.21	177.35	8.60%	0.90%
Insurance - Life	50,846.04	0.11%	53.60	247.94	-23.37%	0.49%
Fuel & Power	278,588.91	-0.15%	19.62	238.81	-16.68%	0.09%
Miscellaneous	214,447.81	-0.05%	21.52	241.34	-47.96%	0.11%
IT	29,345.49	3.19%	12.17	486.21	31.28%	1.66%
Food & Allied	224,244.79	-0.24%	51.21	682.03	3.23%	0.30%
Textile	121,289.36	1.00%	31.62	709.41	-7.03%	0.58%
Pharmaceuticals & Chemicals	568,944.09	0.31%	5.63	885.48	-30.18%	0.16%
Insurance - General	104,625.52	-0.45%	22.34	600.01	-41.38%	0.57%

Script	Turnover as % of Free Float	Return %	Close Price	P/E	RSI (14)	Williams (14)	SMA (20)	SMA (200)
BDTHAIFOOD	13.34%	120.00%	25.00	11.86	72.19	-6.67	21.89	15.39
RDFOOD	11.02%	-120.00%	30.60	17.32	72.34	-26.39	24.77	21.86
SUNLIFEINS	7.72%	180.00%	70.10	0.00	57.78	-23.58	68.09	56.04
NAHEACP	7.14%	310.00%	34.30	12.77	82.05	0.00	25.60	20.77
CAPMBDBLMF	7.10%	-20.00%	11.30	8.36	42.38	-68.00	11.93	10.54
EGEN	6.27%	60.00%	25.40	23.52	70.84	-10.34	23.53	22.06
ISNLTD	6.18%	220.00%	61.70	12.05	46.87	-21.18	59.56	78.64
MHSML	6.16%	-100.00%	22.50	20.60	53.29	-68.75	22.92	16.68
VFSTD	5.54%	50.00%	15.40	20.35	65.12	-23.08	13.43	10.57
INTECH	5.18%	40.00%	36.70	110.95	54.32	-23.26	35.19	31.29

MARKET NEWS:

SYMBOL	SUBJECT	NEWS
GPHISPAT	Q3 Financials	(Q3 Un-audited): EPS was Tk. (0.31) for January-March 2026 as against Tk. (0.02) for January-March 2025; EPS was Tk. (0.22) for July 2025-March 2026 as against Tk. 0.63 for July 2024-March 2025. NOCFPS was Tk. 6.53 for July 2025-March 2026 as against Tk. 6.70 for July 2024-March 2025. NAV per share was Tk. 51.44 as on March 31, 2026 and Tk. 51.72 as on June 30, 2025.

DISCLAIMER

This report (The Daily Market Insight) has no regard to the specific investment objectives, financial situation or particular needs of any specific recipient. The report is published solely for informational purposes and is not to be construed as a solicitation or an offer to buy or sell any security. The report is based on information obtained from sources believed to be reliable but is neither guaranteed as being accurate, nor is it a complete statement or summary of the securities, markets or developments referred to in the report. The report should not be regarded by recipients as a substitute for the exercise of their own judgment. Any opinions expressed herein are subject to change without notice. Neither BRAC EPL Investments Limited nor any of its employees accept no liability whatsoever for any loss or damage of any kind arising out of the use all or any part of this report. The information provided in this document is not intended for distribution to, or use by, any person or entity in any jurisdiction or country where such distribution or use would be contrary to law or regulation or which would subject BRAC EPL Investments Limited or its affiliates to any registration requirement within such jurisdiction or country. No part of this report may be reproduced or distributed in any manner without the written permission of BRAC EPL Investments Limited. This disclaimer applies to the Report in their entirety, irrespective of whether the Report is used or viewed in whole or in part.

BRAC EPL INVESTMENTS LIMITED

MD. ABDULLAH ABU SYADE, HEAD OF STRATEGY & INVESTMENT	MUNTAHA FERDAUSI, SENIOR ANALYST, RESEARCH TANZILA ZAHAN, SENIOR ANALYST, RESEARCH
---	---