

MACROECONOMY

| EXCHANGE RATE | | |
|---------------|--------|---------|
| Currency | Buying | Selling |
| USD | 122.75 | 122.75 |
| EUR | 141.40 | 141.44 |
| GBP | 163.74 | 163.79 |

| MONEY MARKET | | |
|-----------------------|---------|----------|
| Indicator | Current | Previous |
| Call Money | 9.93 | 9.94 |
| Repo (Policy) | 10.00 | 9.50 |
| Reverse Repo (Policy) | 7.50 | 8.00 |

| FOREX RESERVE | |
|----------------|---------|
| Month | BN US\$ |
| April, 2026 | 35.10 |
| March, 2026 | 34.12 |
| February, 2026 | 35.11 |

| REMITTANCE | | |
|-------------|----------|--------|
| Month | MN US\$ | BN TK. |
| May, 2026 | 3,425.03 | 420.42 |
| April, 2026 | 3,127.30 | 383.85 |
| March, 2026 | 3,752.21 | 460.11 |

| T-BILL & T-BOND RATES | |
|-----------------------|-----------|
| Particulars | Rates (%) |
| 91 days T-Bill | 10.15 |
| 182 days T-Bill | 10.41 |
| 364 days T-Bill | 10.50 |
| 3 Years T-Bond | 10.82 |

| COMMODITY MARKET | | | |
|-------------------|-----------|-------------|------------|
| Commodity | Unit | Close Price | Change (%) |
| Crude Oil (Brent) | USD/Bbl | 96.81 | 1.87% |
| Gold | USD/t.oz | 4367.9 | -3.04% |
| Wheat | USD/bu | 580 | -0.30% |
| Natural gas | USD/MMBtu | 3.186 | -4.50% |

| BANK DEPOSIT | | |
|-----------------|------------|------------|
| Particulars | Feb, 2026 | Feb, 2025 |
| Demand Deposits | 2,027,860 | 1,903,033 |
| Time Deposits | 17,921,281 | 16,023,826 |
| Total Deposit | 19,949,141 | 17,926,859 |
| Total Advances | 17,756,935 | 16,707,827 |

CAPITAL MARKET

| MARKET SUMMARY | | | | |
|--|-----------|-----------|----------|-----------|
| Market Movement | Today | Prev. Day | Change | % Change |
| DHAKA STOCK EXCHANGE (DSE) | | | | |
| DSE BROAD INDEX (DSEX) | 5483 | 5516 | (33) | ↓ -0.60% |
| DSE BLUECHIP SHARE INDEX (DS30) | 2069 | 2087 | (18) | ↓ -0.86% |
| Market Capitalization | 6,905,749 | 6,921,750 | (16001) | ↓ -0.23% |
| Market Turnover (Tk. In MN) | 10725 | 15291 | (4566) | ↓ -29.86% |
| CHITTAGONG STOCK EXCHANGE (CSE) | | | | |
| CSE50 | 1132 | 1140 | (8.06) | ↓ -0.71% |
| CASPI | 15315 | 15399 | (84.71) | ↓ -0.55% |
| Trade Volume (MN) | 6.54 | 14.96 | (8.42) | ↓ -56.28% |
| Market Turnover (MN) | 433.87 | 572.38 | (138.52) | ↓ -24.20% |

| TOP 10 LOW P/E COMPANIES | | |
|--------------------------|--------------|------|
| Instrument | Sector | P/E |
| PADMAOIL | Fuel & Power | 2.95 |
| CITYBANK | Bank | 3.03 |
| SOUTHEASTB | Bank | 3.10 |
| MPETROLEUM | Fuel & Power | 3.24 |
| DUTCHBANGL | Bank | 3.39 |
| UTTARABANK | Bank | 3.52 |
| JAMUNAOIL | Fuel & Power | 3.56 |
| NCCBANK | Bank | 3.75 |
| PRIMEBANK | Bank | 3.78 |
| MTB | Bank | 4.03 |

| INTRA DAY HIGHLIGHTS | | | | | |
|----------------------------|------------|-----------|----------|------------|------------|
| Listed Securities | A | B | N | Z | Total |
| Issues Advanced ↑ | 59 | 22 | 0 | 21 | 102 |
| Issues Declined ↓ | 120 | 49 | 0 | 79 | 248 |
| Issues Unchanged ↔ | 19 | 4 | 0 | 20 | 43 |
| Total Issues Traded | 198 | 75 | 0 | 120 | 393 |

| RECENT CORPORATE DECLARATIONS | | | | |
|-------------------------------|-----------|---------------|-------------|-----------|
| Company | YR End | Div/Ofr Price | Record Date | AGM/RGT |
| PHENIXINS | 31-Dec-25 | 10% C | 9-Jun-26 | 29-Jun-26 |
| PROVATHINS | 31-Dec-25 | 12% C | 10-Jun-26 | 10-Aug-26 |
| SONARBAINS | 31-Dec-25 | 12% C | 11-Jun-26 | 13-Aug-26 |
| CONTININS | 31-Dec-25 | 5% C | 15-Jun-26 | 13-Aug-26 |

| TODAY'S TOP 10 MARKET MOVERS | | | | | | | |
|------------------------------|--------|--------|--------|--------|--------|---------|------------|
| Instrument | LTP | High | Low | YCP | Close | % Chg | Value (MN) |
| DOMINAGE | 82.50 | 83.80 | 80.80 | 80.30 | 82.50 | ↑ 0.03 | 265.17 |
| GENEXIL | 35.10 | 35.80 | 33.50 | 34.00 | 35.10 | ↑ 0.03 | 255.80 |
| NCCBANK | 16.10 | 16.50 | 15.50 | 15.60 | 16.10 | ↑ 0.03 | 251.87 |
| ANWARGALV | 119.00 | 119.00 | 106.10 | 108.20 | 119.00 | ↑ 0.10 | 219.94 |
| SUNLIFEINS | 83.00 | 85.20 | 76.00 | 78.80 | 83.00 | ↑ 0.05 | 179.46 |
| SQRPHARMA | 213.10 | 215.30 | 212.50 | 215.00 | 213.10 | ↓ -0.01 | 170.08 |
| SONARGAON | 78.90 | 78.90 | 72.50 | 71.80 | 78.90 | ↑ 0.10 | 148.87 |
| NAVANAPHAR | 70.70 | 73.00 | 70.00 | 72.50 | 70.70 | ↓ -0.02 | 138.12 |
| ASIATICLAB | 129.30 | 136.00 | 123.70 | 129.40 | 129.30 | ↓ 0.00 | 138.11 |
| BNICL | 114.60 | 117.00 | 108.10 | 110.90 | 114.60 | ↑ 0.03 | 135.01 |

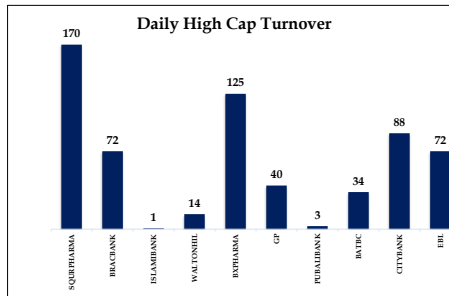
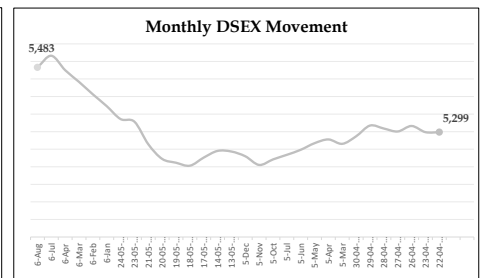
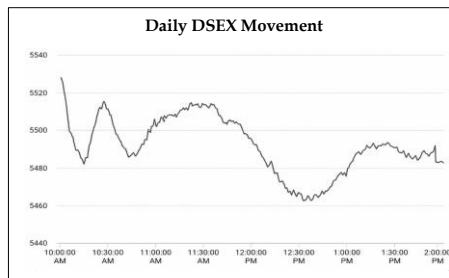
| TODAY'S TOP 5 GAINERS & LAGGERS | | | | | | |
|---------------------------------|--------|--------|--------|--------|--------|----------|
| Instrument | Close | High | Low | YCP | Change | % Change |
| ANWARGALV | 119.00 | 119.00 | 106.10 | 108.20 | 10.80 | 9.98% |
| SHYAMPSUG | 195.10 | 195.10 | 177.60 | 177.40 | 17.70 | 9.98% |
| SIPLC | 96.30 | 96.30 | 86.50 | 87.60 | 8.70 | 9.93% |
| SONARGAON | 78.90 | 78.90 | 72.50 | 71.80 | 7.10 | 9.89% |
| BEACHHATCH | 33.70 | 33.70 | 30.60 | 30.70 | 3.00 | 9.77% |
| AFACAGO | 7.20 | 7.60 | 7.20 | 7.70 | -0.50 | -6.49% |
| NAHEEACP | 7.20 | 7.60 | 7.20 | 7.70 | -0.50 | -6.49% |
| FAREASTFIN | 38.60 | 42.00 | 38.00 | 41.10 | -2.50 | -6.08% |
| SSSTEEL | 1.60 | 1.70 | 1.60 | 1.70 | -0.10 | -5.88% |
| DAFODILCOM | 5.20 | 5.50 | 5.10 | 5.50 | -0.30 | -5.45% |

| WEEKLY TOP 5 GAINERS | | | | |
|----------------------|--------|--------|--------|-------|
| Instrument | LTP | LWCP | Change | % Chg |
| SONARGAON | 78.90 | 49.50 | 29.40 | 59% |
| DSHGARME | 156.40 | 119.10 | 37.30 | 31% |
| RELIANCINS | 114.90 | 88.20 | 26.70 | 30% |
| REGENTEX | 7.30 | 5.70 | 1.60 | 28% |
| GENEXIL | 35.10 | 27.50 | 7.60 | 28% |

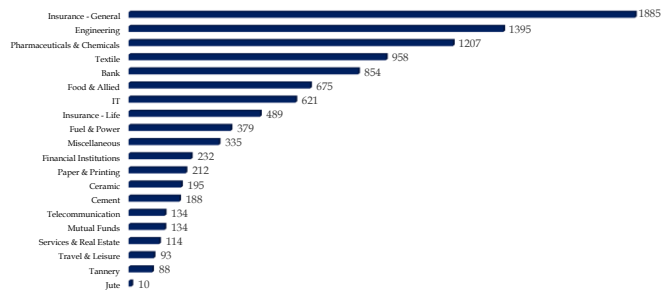
| WEEKLY TOP 5 LAGGERS | | | | |
|----------------------|--------|--------|--------|-------|
| Instrument | LTP | LWCP | Chg | % Chg |
| SAFKOSPINN | 20.60 | 23.60 | -3.00 | -13% |
| YPL | 24.10 | 26.80 | -2.70 | -10% |
| JAMUNABANK | 23.90 | 26.40 | -2.50 | -9% |
| DAFODILCOM | 129.50 | 142.50 | -13.00 | -9% |
| VFSIDL | 14.90 | 16.10 | -1.20 | -7% |

| STATUS: HIGH CAP COMPANIES | | | | |
|----------------------------|------------------|---------------|--------|--|
| Company | FF Mkt. Cap (MN) | Turnover (MN) | | |
| | | Daily | Weekly | |
| SQRPHARMA | 105,502 | 170 | 453 | |
| BRACBANK | 82,822 | 72 | 686 | |
| ISLAMIBANK | 52,391 | 1 | 3 | |
| WALTONHIL | 41,058 | 14 | 79 | |
| BXPBARMA | 38,806 | 125 | 613 | |
| GP | 33,312 | 40 | 214 | |
| PUBALIBANK | 37,288 | 3 | 114 | |
| BATBC | 31,251 | 34 | 207 | |
| CITYBANK | 35,447 | 88 | 731 | |
| EBL | 27,947 | 72 | 251 | |

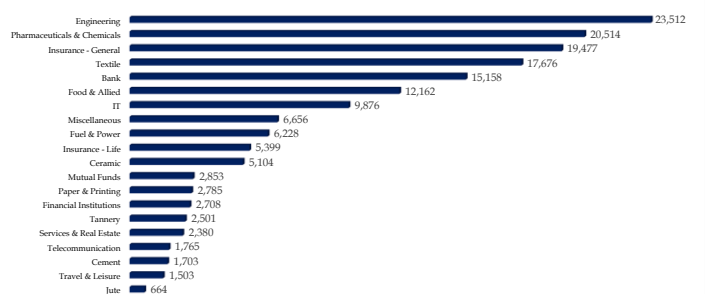
| MARKET MOVEMENT | | | | |
|-----------------|--|--|--|--|
|-----------------|--|--|--|--|



Daily Sector Wise Turnover Bdt (MN)



Monthly Sector Wise Turnover Bdt (MN)



| Sector | Mkt Cap (BDT BN) | Sector Return | PE(x) | Daily Turnover (BDT MN) | Turnover Δ% | Turnover as % of Mkt. Cap |
|------------------------|------------------|---------------|-------|-------------------------|-------------|---------------------------|
| Jute | 2,600.16 | -0.85% | 20.07 | 10.33 | -40.88% | 0.40% |
| Travel & Leisure | - | 59.20 | 59.20 | 93.09 | -33.49% | - |
| Cement | 97,396.49 | -1.57% | 19.89 | 188.25 | -44.95% | 0.19% |
| Telecommunication | 520,314.44 | -0.14% | 11.17 | 134.27 | -48.92% | 0.03% |
| Services & Real Estate | 23,630.89 | -2.15% | 22.41 | 113.52 | -55.80% | 0.48% |
| Tannery | 23,999.15 | 0.40% | 34.17 | 87.51 | -46.46% | 0.36% |
| Financial Institutions | 97,645.97 | -1.35% | 12.62 | 231.55 | -58.64% | 0.24% |
| Paper & Printing | 22,329.23 | 0.67% | 0.00 | 211.83 | -20.80% | 0.95% |
| Mutual Funds | 24,895.83 | -1.30% | 0.00 | 133.57 | -27.17% | 0.54% |
| Ceramic | 20,120.56 | -1.12% | 0.00 | 195.02 | -21.88% | 0.97% |
| Insurance - Life | 53,426.43 | -1.34% | 27.19 | 488.76 | -36.30% | 0.91% |
| Fuel & Power | 290,331.45 | -0.51% | 9.80 | 379.42 | -40.48% | 0.13% |
| Miscellaneous | 216,017.35 | -0.18% | 49.09 | 335.16 | -47.01% | 0.16% |
| IT | 30,462.62 | -1.05% | 31.01 | 620.71 | -25.86% | 2.04% |
| Food & Allied | 230,830.87 | -1.07% | 0.00 | 675.41 | -26.84% | 0.29% |
| Bank | 721,518.69 | -0.36% | 5.53 | 854.08 | -7.13% | 0.12% |
| Textile | 124,959.83 | -0.70% | 21.33 | 957.64 | -28.69% | 0.77% |
| Insurance - General | 116,066.54 | 1.87% | 21.97 | 1884.81 | -21.63% | 1.62% |

| Script | Turnover as % of Free Float | Return % | Close Price | P/E | RSI (14) | Williams (14) | SMA (20) | SMA (200) |
|------------|-----------------------------|----------|-------------|--------|----------|---------------|----------|-----------|
| SONARGAON | 12.83% | 710.00% | 78.90 | 18.19 | 93.59 | 0.00 | 44.32 | 33.96 |
| PFISTMF | 11.81% | 20.00% | 8.40 | 12.12 | 65.99 | -16.67 | 7.45 | 5.45 |
| DSHGARME | 11.32% | 920.00% | 156.40 | 157.12 | 72.52 | -30.30 | 125.01 | 115.33 |
| ANWARGALV | 9.47% | 1080.00% | 119.00 | 17.32 | 67.06 | -43.50 | 99.90 | 88.29 |
| SUNLIFEINS | 9.40% | 420.00% | 83.00 | 0.00 | 70.39 | -21.89 | 68.36 | 56.46 |
| BDTHAIFOOD | 9.00% | 40.00% | 26.30 | 11.86 | 66.74 | -31.51 | 23.36 | 15.70 |
| GENEXIL | 8.18% | 110.00% | 35.10 | 23.52 | 84.40 | -22.77 | 27.93 | 26.34 |
| AGNISYSL | 8.08% | 40.00% | 30.50 | 23.52 | 75.96 | -23.73 | 27.12 | 23.38 |
| MEGHNAPE | 7.81% | -130.00% | 80.60 | 70.21 | 72.77 | -33.20 | 62.36 | 28.86 |
| BEACHHATCH | 7.77% | 300.00% | 33.70 | 16.49 | 61.78 | -22.22 | 29.39 | 41.25 |

MARKET NEWS:

| SYMBOL | SUBJECT | NEWS |
|------------|--|--|
| DOREENPWR | Board approval of the Proposed Scheme of Merger | The company has informed that the Board of Directors of the company, in its meeting held on 07 June 2026, has approved the Proposed Scheme of Merger of Doreen Power Generations and Systems Limited (DPGSL) with its three subsidiary companies, namely Chandpur Power Generations Limited (CPGL), Dhaka Northern Power Generations Limited (DNPGL) and Dhaka Southern Power Generations Limited (DSPGL), (cont.1) |
| BDTHAIFOOD | Manufacturing agreements with Sajeeb Group & Evergreen Beverage Ltd. | The company has informed that it has signed two Separate Contract Manufacturing agreements with Sajeeb Group and Evergreen Beverage Limited. Sajeeb Group will produce "wings" brand Carbonated Soft Drinks (CSD) through BD Thai Food & Beverage Limited's factory and Evergreen Beverage Limited will produce "Suncrest" brand Carbonated Soft Drinks through BD Thai Food & Beverage Limited's factory by paying the agreed contract manufacturing charges (cont.1) |

DISCLAIMER

This report (The Daily Market Insight) has no regard to the specific investment objectives, financial situation or particular needs of any specific recipient. The report is published solely for informational purposes and is not to be construed as a solicitation or an offer to buy or sell any security. The report is based on information obtained from sources believed to be reliable but is neither guaranteed as being accurate, nor is it a complete statement or summary of the securities, markets or developments referred to in the report. The report should not be regarded by recipients as a substitute for the exercise of their own judgment. Any opinions expressed herein are subject to change without notice. Neither BRAC EPL Investments Limited nor any of its employees accept no liability whatsoever for any loss or damage of any kind arising out of the use all or any part of this report. The information provided in this document is not intended for distribution to, or use by, any person or entity in any jurisdiction or country where such distribution or use would be contrary to law or regulation or which would subject BRAC EPL Investments Limited or its affiliates to any registration requirement within such jurisdiction or country. No part of this report may be reproduced or distributed in any manner without the written permission of BRAC EPL Investments Limited. This disclaimer applies to the Report in their entirety, irrespective of whether the Report is used or viewed in whole or in part.

BRAC EPL INVESTMENTS LIMITED

MD. ABDULLAH ABU SYADE, HEAD OF STRATEGY & INVESTMENT

MUNTAHA FERDAUSI, SENIOR ANALYST, RESEARCH
TANZILA ZAHAN, SENIOR ANALYST, RESEARCH