

MACROECONOMY

EXCHANGE RATE		
Currency	Buying	Selling
USD	122.75	122.75
EUR	141.58	141.59
GBP	163.72	163.77

MONEY MARKET			
Indicator	Current	Previous	
Call Money	9.93	9.94	
Repo (Policy)	10.00	9.50	
Reverse Repo (Policy)	7.50	8.00	

FOREX RESERVE	
Month	BN US\$
April, 2026	35.10
March, 2026	34.12
February, 2026	35.11

REMITTANCE		
Month	MN US\$	BN TK.
May, 2026	3,425.03	420.42
April, 2026	3,127.30	383.85
March, 2026	3,752.21	460.11

T-BILL & T-BOND RATES	
Particulars	Rates (%)
91 days T-Bill	10.07
182 days T-Bill	10.17
364 days T-Bill	10.20
3 Years T-Bond	10.52

COMMODITY MARKET			
Commodity	Unit	Close Price	Change (%)
Crude Oil (Brent)	USD/Bbl	92.33	-2.84%
Gold	USD/t.oz	4363.4	-3.14%
Wheat	USD/bu	583.25	0.26%
Natural gas	USD/MMBtu	3.147	-5.67%

BANK DEPOSIT		
Particulars	Feb, 2026	Feb, 2025
Demand Deposits	2,027,860	1,903,033
Time Deposits	17,921,281	16,023,826
Total Deposit	19,949,141	17,926,859
Total Advances	17,756,935	16,707,827

CAPITAL MARKET

MARKET SUMMARY				
Market Movement	Today	Prev. Day	Change	% Change
DHAKA STOCK EXCHANGE (DSE)				
DSE BROAD INDEX (DSEX)	5519	5483	36	↑ 0.67%
DSE BLUECHIP SHARE INDEX (DS30)	2080	2069	11	↑ 0.53%
Market Capitalization	6,916,049	6,905,749	10300	↑ 0.15%
Market Turnover (Tk. In MN)	13878	10725	3154	↑ 29.41%
CHITTAGONG STOCK EXCHANGE (CSE)				
CSE50	1126	1132	(5.94)	↓ -0.52%
CASPI	15318	15315	3.02	↑ 0.02%
Trade Volume (MN)	6.63	6.54	0.09	↑ 1.32%
Market Turnover (MN)	237.28	433.87	(196.59)	↓ -45.31%

TOP 10 LOW P/E COMPANIES		
Instrument	Sector	P/E
PADMAOIL	Fuel & Power	2.97
CITYBANK	Bank	3.06
SOUTHEASTB	Bank	3.10
MPETROLEUM	Fuel & Power	3.26
DUTCHBANGL	Bank	3.43
UTTARABANK	Bank	3.54
JAMUNAOIL	Fuel & Power	3.59
PRIMEBANK	Bank	3.79
NCCBANK	Bank	3.92
PUBALIBANK	Bank	4.04

INTRA DAY HIGHLIGHTS					
Listed Securities	A	B	N	Z	Total
Issues Advanced ↑	133	60	0	53	246
Issues Declined ↓	47	13	0	40	100
Issues Unchanged ↔	23	2	0	26	51
Total Issues Traded	203	75	0	119	397

RECENT CORPORATE DECLARATIONS				
Company	YR End	Div/Ofr Price	Record Date	AGM/RGT
PROVATIINS	31-Dec-25	12% C	10-Jun-26	10-Aug-26
SONARBAINS	31-Dec-25	12% C	11-Jun-26	13-Aug-26
CONTININS	31-Dec-25	5% C	15-Jun-26	13-Aug-26
EASTERNINS	31-Dec-25	15% C	16-Jun-26	14-Jul-26

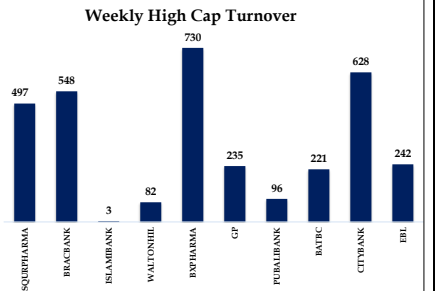
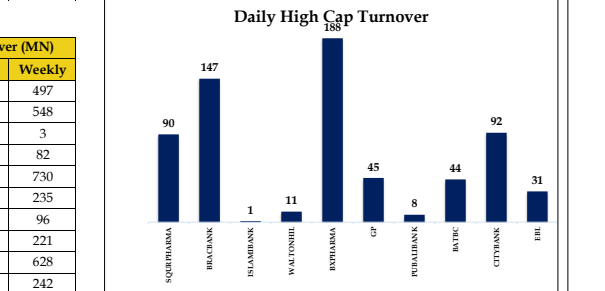
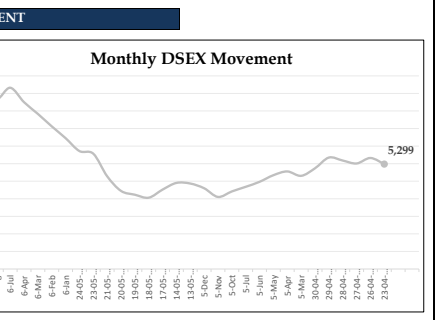
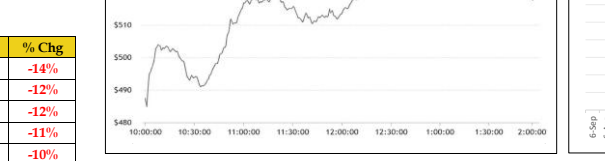
TODAY'S TOP 10 MARKET MOVERS							
Instrument	LTP	High	Low	YCP	Close	% Chg	Value (MN)
NCCBANK	16.80	17.60	16.00	16.10	16.80	↑ 0.04	495.21
SUNLIFEINS	81.60	86.80	80.30	83.00	81.60	↓ -0.02	292.49
DOMINAGE	82.00	82.70	80.10	82.50	82.00	↓ -0.01	272.12
IPDC	22.20	22.90	20.60	21.10	22.20	↑ 0.05	231.36
CVOPRL	171.50	173.50	161.70	161.70	171.50	↑ 0.06	215.34
PEOPLESINS	58.40	58.40	52.00	53.10	58.40	↑ 0.10	207.81
SAPORTL	51.60	51.80	47.30	47.50	51.60	↑ 0.09	207.13
ANWARGALV	122.70	127.60	119.00	119.00	122.70	↑ 0.03	195.45
BXPHERMA	123.90	127.10	123.00	124.50	123.90	↓ 0.00	188.36
RUNNERAUTO	45.00	45.80	42.70	42.70	45.00	↑ 0.05	174.95

TODAY'S TOP 5 GAINERS & LAGGERS						
Instrument	Close	High	Low	YCP	Change	% Change
BDFINANCE	13.20	13.20	12.00	12.00	1.20	10.00%
PEOPLESINS	58.40	58.40	52.00	53.10	5.30	9.98%
DULAMIACOT	159.00	159.00	150.00	144.60	14.40	9.96%
SHYAMPSUG	214.40	214.60	198.00	195.10	19.30	9.89%
MERCINS	39.10	39.10	35.70	35.60	3.50	9.83%
BEXIMCO	99.10	99.10	99.10	110.10	-11.00	-9.99%
FAREASTFIN	99.10	99.10	99.10	110.10	-11.00	-9.99%
FAREASTFIN	1.50	1.70	1.50	1.60	-0.10	-6.25%
FAFIN	1.50	1.70	1.50	1.60	-0.10	-6.25%
CAPMBDBLMF	1.60	1.70	1.60	1.70	-0.10	-5.88%

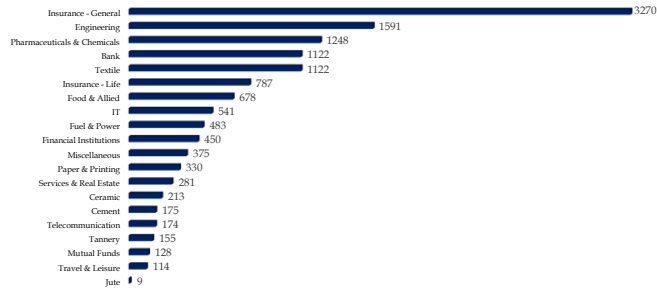
WEEKLY TOP 5 GAINERS				
Instrument	LTP	LWCP	Change	% Chg
SONARGAON	83.40	54.40	29.00	53%
MERCINS	39.10	28.70	10.40	36%
PARAMOUNT	67.40	51.20	16.20	32%
SHYAMPSUG	214.40	167.90	46.50	28%
ANWARGALV	122.70	98.60	24.10	24%

WEEKLY TOP 5 LAGGERS				
Instrument	LTP	LWCP	Chg	% Chg
SAFKOSPINN	20.00	23.30	-3.30	-14%
PLFSL	1.50	1.70	-0.20	-12%
JAMUNABANK	23.80	26.90	-3.10	-12%
MEGCONMILK	41.00	46.10	-5.10	-11%
BEXIMCO	99.10	110.10	-11.00	-10%

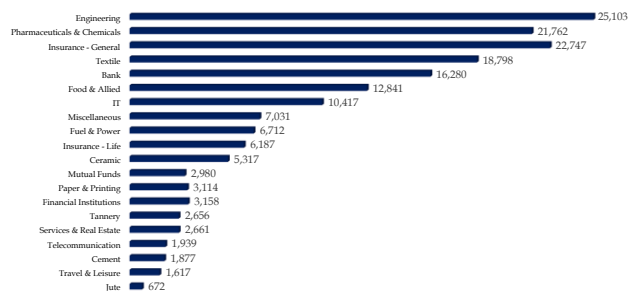
STATUS: HIGH CAP COMPANIES				
Company	FF Mkt. Cap (MN)	Turnover (MN)		
		Daily	Weekly	
SQRPHARMA	106,591	90	497	
BRACBANK	82,576	147	548	
ISLAMIBANK	47,249	1	3	
WALTONHIL	40,937	11	82	
BXPHERMA	38,619	188	730	
GP	33,514	45	235	
PUBALIBANK	36,859	8	96	
BATBC	30,837	44	221	
CITYBANK	35,812	92	628	
EBL	28,060	31	242	



Daily Sector Wise Turnover Bdt (MN)



Monthly Sector Wise Turnover Bdt (MN)



Sector	Mkt Cap (BDT BN)	Sector Return	PE(x)	Daily Turnover (BDT MN)	Turnover Δ%	Turnover as % of Mkt. Cap
Jute	2,651.83	1.99%	20.47	8.60	-16.79%	0.32%
Travel & Leisure	-	-	60.00	113.99	22.44%	-
Cement	96,246.92	-1.18%	19.89	174.92	-7.08%	0.18%
Telecommunication	525,071.07	0.91%	11.25	173.73	29.39%	0.03%
Services & Real Estate	24,671.86	4.41%	24.34	280.76	147.32%	1.14%
Tannery	24,287.51	1.20%	35.11	155.06	77.20%	0.64%
Financial Institutions	100,666.38	3.09%	13.27	450.09	94.38%	0.45%
Paper & Printing	22,648.81	1.43%	0.00	329.52	55.56%	1.45%
Mutual Funds	24,748.50	-0.59%	0.00	127.79	-4.33%	0.52%
Ceramic	20,459.76	1.69%	0.00	212.68	9.06%	1.04%
Insurance - Life	54,648.33	2.29%	27.95	787.23	61.07%	1.44%
Fuel & Power	291,100.13	0.26%	9.87	483.22	27.36%	0.17%
Miscellaneous	206,516.22	-4.40%	49.70	375.31	11.98%	0.18%
IT	30,709.92	0.81%	31.25	540.77	-12.88%	1.76%
Food & Allied	229,309.05	-0.66%	0.00	678.50	0.46%	0.30%
Bank	718,705.18	-0.39%	5.11	1121.81	31.35%	0.16%
Textile	126,632.47	1.34%	21.33	1121.64	17.13%	0.89%
Insurance - General	119,003.84	2.53%	23.02	3269.62	73.47%	2.75%

Script	Turnover as % of Free Float	Return %	Close Price	P/E	RSI (14)	Williams (14)	SMA (20)	SMA (200)
SUNLIFEINS	15.58%	-140.00%	81.60	0.00	70.99	-21.94	69.80	56.76
MEGHNAINS	12.48%	80.00%	33.80	14.19	67.68	-25.58	31.56	28.09
DSHGARME	10.87%	-510.00%	151.30	157.12	70.19	-25.22	128.09	115.72
TILIL	10.27%	260.00%	50.50	12.13	67.67	-17.81	46.52	49.59
BDTHAIFOOD	10.10%	90.00%	27.20	11.86	71.18	-13.70	23.92	15.82
AGNISYSL	8.67%	-30.00%	30.20	23.52	73.94	-22.03	27.63	23.42
SHYAMPSUG	8.54%	1950.00%	214.40	-1335.51	82.73	-0.26	156.21	164.76
STANDARINS	8.52%	250.00%	54.10	22.42	79.72	-7.14	47.32	40.85
CRYSTALINS	8.32%	90.00%	76.90	27.65	58.40	-24.68	70.99	63.99
ANWARGALV	8.16%	370.00%	122.70	17.32	79.52	-15.96	102.04	88.81

MARKET NEWS:

SYMBOL	SUBJECT	NEWS
NBL	Name Change of the Company	Dhaka Stock Exchange PLC. (DSE) has approved the proposed name change of the Company. Accordingly, the name of the Company will be 'National Bank PLC.' instead of 'National Bank Limited' with effect from June 10, 2026. Other information (except name) will remain unchanged.
MTB	Bangladesh Bank's approval for purchasing 1 Bigha (20 Katha) plot	Refer to their earlier news disseminated by DSE on 30.10.2025, the company has further informed that Bangladesh Bank has accorded its approval to the acquisition of a 1-bigha (20-katha) plot of land at Road No. 113, House No. 110, Gulshan Avenue, Dhaka-1212, for the construction of the Bank's Corporate Head Office thereon. (cont.)

DISCLAIMER

This report (The Daily Market Insight) has no regard to the specific investment objectives, financial situation or particular needs of any specific recipient. The report is published solely for informational purposes and is not to be construed as a solicitation or an offer to buy or sell any security. The report is based on information obtained from sources believed to be reliable but is neither guaranteed as being accurate, nor is it a complete statement or summary of the securities, markets or developments referred to in the report. The report should not be regarded by recipients as a substitute for the exercise of their own judgment. Any opinions expressed herein are subject to change without notice. Neither BRAC EPL Investments Limited nor any of its employees accept no liability whatsoever for any loss or damage of any kind arising out of the use all or any part of this report. The information provided in this document is not intended for distribution to, or use by, any person or entity in any jurisdiction or country where such distribution or use would be contrary to law or regulation or which would subject BRAC EPL Investments Limited or its affiliates to any registration requirement within such jurisdiction or country. No part of this report may be reproduced or distributed in any manner without the written permission of BRAC EPL Investments Limited. This disclaimer applies to the Report in their entirety, irrespective of whether the Report is used or viewed in whole or in part.

BRAC EPL INVESTMENTS LIMITED

MD. ABDULLAH ABU SYADE, HEAD OF STRATEGY & INVESTMENT	MUNTAHA FERDAUSI, SENIOR ANALYST, RESEARCH TANZILA ZAHAN, SENIOR ANALYST, RESEARCH
---	---