

**MACROECONOMY**

EXCHANGE RATE		
Currency	Buying	Selling
USD	122.75	122.75
EUR	141.58	141.70
GBP	164.19	164.26

MONEY MARKET		
Indicator	Current	Previous
Call Money	9.93	9.94
Repo (Policy)	10.00	9.50
Reverse Repo (Policy)	7.50	8.00

FOREX RESERVE	
Month	BN US\$
April, 2026	35.10
March, 2026	34.12
February, 2026	35.11

REMITTANCE		
Month	MN US\$	BN TK.
May, 2026	3,425.03	420.42
April, 2026	3,127.30	383.85
March, 2026	3,752.21	460.11

T-BILL & T-BOND RATES	
Particulars	Rates (%)
91 days T-Bill	10.07
182 days T-Bill	10.17
364 days T-Bill	10.20
3 Years T-Bond	10.52

COMMODITY MARKET			
Commodity	Unit	Close Price	Change (%)
Crude Oil (Brent)	USD/Bbl	91.45	-3.77%
Gold	USD/t.oz	4244.97	-5.77%
Wheat	USD/bu	585.25	0.60%
Natural gas	USD/MMBtu	3.137	-5.97%

BANK DEPOSIT		
Particulars	Feb, 2026	Feb, 2025
Demand Deposits	2,027,860	1,903,033
Time Deposits	17,921,281	16,023,826
Total Deposit	19,949,141	17,926,859
Total Advances	17,756,935	16,707,827

**CAPITAL MARKET**

MARKET SUMMARY				
Market Movement	Today	Prev. Day	Change	% Change
<b>DHAKA STOCK EXCHANGE (DSE)</b>				
DSE BROAD INDEX (DSEX)	5517	5519	(3)	↓ -0.05%
DSE BLUECHIP SHARE INDEX (DS30)	2080	2080	(0)	↓ 0.00%
Market Capitalization	6,904,637	6,916,049	(1143)	↓ -0.17%
Market Turnover (Tk. In MN)	12101	13878	(1778)	↓ -12.81%
<b>CHITTAGONG STOCK EXCHANGE (CSE)</b>				
CSE50	1117	1126	(9.23)	↓ -0.82%
CASPI	15244	15315	(70.51)	↓ -0.46%
Trade Volume (MN)	8.09	6.63	1.46	↑ 22.03%
Market Turnover (MN)	243.35	237.28	6.07	↑ 2.56%

TOP 10 LOW P/E COMPANIES		
Instrument	Sector	P/E
PADMAOIL	Fuel & Power	2.98
CITYBANK	Bank	3.05
SOUTHEASTB	Bank	3.19
MPETROLEUM	Fuel & Power	3.26
DUTCHBANGL	Bank	3.41
UTTARABANK	Bank	3.54
JAMUNAOIL	Fuel & Power	3.60
PRIMEBANK	Bank	3.82
NCCBANK	Bank	3.92
PUBALIBANK	Bank	4.06

INTRA DAY HIGHLIGHTS					
Listed Securities	A	B	N	Z	Total
Issues Advanced ↑	70	30	0	49	149
Issues Declined ↓	104	38	0	36	178
Issues Unchanged ↔	22	7	0	35	64
<b>Total Issues Traded</b>	<b>196</b>	<b>75</b>	<b>0</b>	<b>120</b>	<b>391</b>

RECENT CORPORATE DECLARATIONS				
Company	YR End	Div/Ofr Price	Record Date	AGM/RTG
SONARBAINS	31-Dec-25	12% C	11-Jun-26	13-Aug-26
CONTININS	31-Dec-25	5% C	15-Jun-26	13-Aug-26
EASTERNINS	31-Dec-25	15% C	16-Jun-26	14-Jul-26
DHAKAINS	31-Dec-25	10% C	17-Jun-26	20-Jul-26

TODAY'S TOP 10 MARKET MOVERS							
Instrument	LTP	High	Low	YCP	Close	% Chg	Value (MN)
ASIATICLAB	129.70	135.20	127.50	128.30	129.70	↑ 0.01	271.28
SAPORTL	54.50	54.80	51.90	51.60	54.50	↑ 0.06	252.36
NCCBANK	16.80	17.40	16.70	16.80	16.80	↑ 0.00	236.12
PEOPLESINS	61.70	63.40	59.10	58.40	61.70	↑ 0.06	234.31
BNICL	110.90	117.40	109.10	116.10	110.90	↓ -0.04	222.44
ANWARGALV	119.00	124.40	118.00	122.70	119.00	↓ -0.03	183.52
PHENIXINS	44.50	47.20	44.20	45.80	44.50	↓ -0.03	179.95
RDFOOD	29.80	30.80	28.50	28.10	29.80	↑ 0.06	164.31
GENEXIL	33.90	35.50	33.80	34.70	33.90	↓ -0.02	159.20
SIMTEX	25.30	25.80	24.90	24.80	25.30	↑ 0.02	157.54

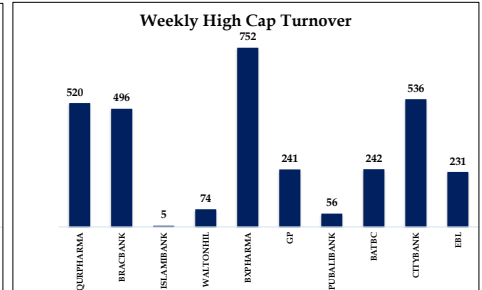
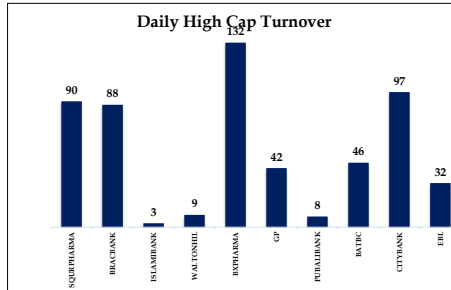
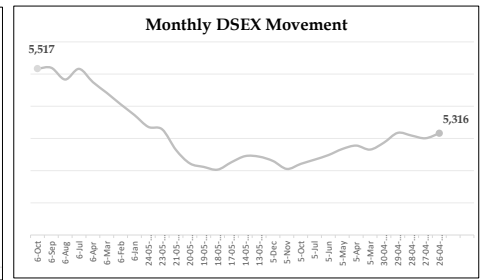
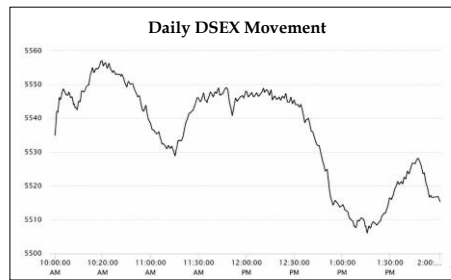
TODAY'S TOP 5 GAINERS & LAGGERS						
Instrument	Close	High	Low	YCP	Change	% Change
REGENTTEX	7.90	7.90	7.20	7.20	0.70	9.72%
BDTHAI	15.10	15.10	13.80	13.80	1.30	9.42%
MEGHANAPET	87.00	87.80	79.80	79.90	7.10	8.89%
IHCISTMF	3.70	3.70	3.50	3.40	0.30	8.82%
APEXSPINN	364.10	366.10	345.00	336.70	27.40	8.14%
BEXIMCO	89.20	89.20	89.20	99.10	-9.90	-9.99%
FAREASTFIN	89.20	89.20	89.20	99.10	-9.90	-9.99%
FAREASTFIN	1.40	1.50	1.40	1.50	-0.10	-6.67%
FASFIN	1.40	1.50	1.40	1.50	-0.10	-6.67%
FASFIN	1.50	1.50	1.50	1.60	-0.10	-6.25%

WEEKLY TOP 5 GAINERS				
Instrument	LTP	LWCP	Change	% Chg
SONARGAON	81.20	54.40	26.80	49%
MERCINS	39.80	28.70	11.10	39%
PARAMOUNT	69.60	51.20	18.40	36%
REGENTTEX	7.90	6.00	1.90	32%
SHYAMPSUG	219.70	167.90	51.80	31%

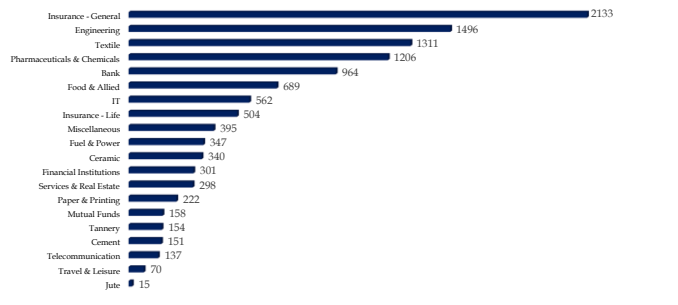
WEEKLY TOP 5 LAGGERS				
Instrument	LTP	LWCP	Chg	% Chg
BEXIMCO	89.20	110.10	-20.90	-19%
ISLAMIBANK	26.50	32.60	-6.10	-19%
PLFSL	1.40	1.70	-0.30	-18%
FAREASTFIN	1.40	1.60	-0.20	-13%
JAMUNABANK	23.70	26.90	-3.20	-12%

STATUS: HIGH CAP COMPANIES				
Company	FF Mkt. Cap (MN)	Turnover (MN)		
		Daily	Weekly	
SQRPHARMA	106,938	90	520	
BRACBANK	82,329	88	496	
ISLAMIBANK	42,588	3	5	
WALTONHIL	41,003	9	74	
BXPHERMA	39,180	132	752	
GP	33,744	42	241	
PUBALIBANK	37,074	8	56	
BATBC	30,680	46	242	
CITYBANK	35,691	97	536	
EBL	27,947	32	231	

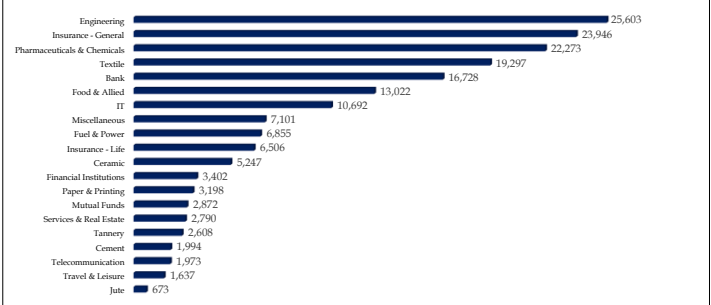
MARKET MOVEMENT				
-----------------	--	--	--	--



Daily Sector Wise Turnover Bdt (MN)



Monthly Sector Wise Turnover Bdt (MN)



Sector	Mkt Cap (BDT BN)	Sector Return	PE(x)	Daily Turnover (BDT MN)	Turnover Δ%	Turnover as % of Mkt. Cap
Jute	2,664.21	0.47%	20.64	15.45	79.71%	0.58%
Travel & Leisure	-		60.00	70.48	-38.17%	
Telecommunication	527,142.14	0.39%	11.30	136.64	-21.35%	0.03%
Cement	96,007.02	-0.25%	19.89	151.20	-13.57%	0.16%
Tannery	24,354.82	0.28%	34.19	153.64	-0.92%	0.63%
Services & Real Estate	25,345.78	2.73%	25.71	298.16	6.20%	1.18%
Mutual Funds	25,253.47	2.04%	0.00	157.75	23.45%	0.62%
Paper & Printing	22,199.48	-1.98%	0.00	221.98	-32.64%	1.00%
Financial Institutions	99,427.32	-1.23%	12.90	301.35	-33.05%	0.30%
Ceramic	21,182.22	3.53%	0.00	339.71	59.73%	1.60%
Insurance - Life	54,299.38	-0.64%	27.49	504.26	-35.95%	0.93%
Fuel & Power	290,564.03	-0.18%	9.91	347.41	-28.11%	0.12%
Miscellaneous	197,891.09	-4.18%	50.00	395.46	5.37%	0.20%
IT	30,729.56	0.06%	31.14	561.51	3.84%	1.83%
Food & Allied	228,805.00	-0.22%	0.00	688.86	1.53%	0.30%
Bank	713,528.15	-0.72%	5.52	963.85	-14.08%	0.14%
Textile	127,447.52	0.64%	21.33	1311.50	16.93%	1.03%
Pharmaceuticals & Chemicals	579,386.85	0.36%	20.24	1206.39	-3.37%	0.21%

Script	Turnover as % of Free Float	Return %	Close Price	P/E	RSI (14)	Williams (14)	SMA (20)	SMA (200)
PHENIXINS	16.21%	-130.00%	44.50	33.95	68.05	-29.03	40.89	30.42
SONARGAON	12.40%	-220.00%	81.20	18.19	89.91	-11.75	51.20	34.67
SIMTEX	11.45%	50.00%	25.30	22.10	60.99	-23.81	24.38	23.78
RDFOOD	10.90%	170.00%	29.80	17.32	61.82	-61.33	28.32	22.08
NAHEEACP	9.09%	-130.00%	36.40	12.77	64.71	-33.73	31.66	21.45
BDTHAIFOOD	8.85%	10.00%	27.30	11.86	71.50	-12.33	24.21	15.88
BDTHAI	8.21%	130.00%	15.10	27.19	70.64	0.00	13.16	11.82
TILIL	8.18%	190.00%	52.40	12.13	72.52	-8.14	46.86	49.56
ANWARGALV	7.90%	-370.00%	119.00	17.32	71.65	-28.01	103.02	89.05
DSHGARME	7.90%	120.00%	152.50	157.12	70.84	-22.63	129.77	115.88

MARKET NEWS:

SYMBOL	SUBJECT	NEWS
LRBDL	Regarding Proposed Utilization of IPO Proceeds, EGM and Record Date	The company has informed that as most of the working capital of the company eroded since the COVID 2019, Ukraine-Russia War and due to local political upheaval of 2024, the company thought it prudent in the greater interest of the Shareholders to request the Bangladesh Securities and Exchange Commission (BSEC) for utilizing an amount of taka about 20.00 Crore of IPO fund lying almost idle with Social Islami Bank PLC, Agrabad Branch, Chittagong (cont.1)
STANDBANKL	Confirmation of Share Receipt by a Sponsor Director	Mr. Feroz Rahman, a Sponsor Director of the Company has received a total of 5,058,850 shares of the Company by way of gift outside the trading system of the Exchange as per declaration disseminated by DSE on 07.06.2026. The names of the Transferees, their relationships with the Transferee (Mr. Feroz Rahman), and the number of shares received from each transferor are as follows: (cont.1). (cont.)

DISCLAIMER

This report (The Daily Market Insight) has no regard to the specific investment objectives, financial situation or particular needs of any specific recipient. The report is published solely for informational purposes and is not to be construed as a solicitation or an offer to buy or sell any security. The report is based on information obtained from sources believed to be reliable but is neither guaranteed as being accurate, nor is it a complete statement or summary of the securities, markets or developments referred to in the report. The report should not be regarded by recipients as a substitute for the exercise of their own judgment. Any opinions expressed herein are subject to change without notice. Neither BRAC EPL Investments Limited nor any of its employees accept no liability whatsoever for any loss or damage of any kind arising out of the use all or any part of this report. The information provided in this document is not intended for distribution to, or use by, any person or entity in any jurisdiction or country where such distribution or use would be contrary to law or regulation or which would subject BRAC EPL Investments Limited or its affiliates to any registration requirement within such jurisdiction or country. No part of this report may be reproduced or distributed in any manner without the written permission of BRAC EPL Investments Limited. This disclaimer applies to the Report in their entirety, irrespective of whether the Report is used or viewed in whole or in part.

BRAC EPL INVESTMENTS LIMITED

MD. ABDULLAH ABU SYADE, HEAD OF STRATEGY & INVESTMENT	MUNTAHA FERDAUSI, SENIOR ANALYST, RESEARCH TANZILA ZAHAN, SENIOR ANALYST, RESEARCH
---	---