

**MACROECONOMY**

EXCHANGE RATE		
Currency	Buying	Selling
USD	122.75	122.75
EUR	142.00	142.01
GBP	164.56	164.60

MONEY MARKET			
Indicator	Current	Previous	
Call Money	9.93	9.94	
Repo (Policy)	10.00	9.50	
Reverse Repo (Policy)	7.50	8.00	

FOREX RESERVE		
Month	BN US\$	
April, 2026	35.10	
March, 2026	34.12	
February, 2026	35.11	

REMITTANCE			
Month	MN US\$	BN TK.	
May, 2026	3,425.03	420.42	
April, 2026	3,127.30	383.85	
March, 2026	3,752.21	460.11	

T-BILL & T-BOND RATES	
Particulars	Rates (%)
91 days T-Bill	9.85
182 days T-Bill	10.01
364 days T-Bill	10.20
3 Years T-Bond	10.52

COMMODITY MARKET				
Commodity	Unit	Close Price	Change (%)	
Crude Oil (Brent)	USD/Bbl	83.81	-11.81%	
Gold	USD/t.oz	4314	-4.24%	
Wheat	USD/bu	584.5	0.47%	
Natural gas	USD/MMBtu	3.066	-8.09%	

BANK DEPOSIT		
Particulars	Feb, 2026	Feb, 2025
Demand Deposits	2,027,860	1,903,033
Time Deposits	17,921,281	16,023,826
Total Deposit	19,949,141	17,926,859
Total Advances	17,756,935	16,707,827

**CAPITAL MARKET**

MARKET SUMMARY					
Market Movement	Today	Prev. Day	Change	% Change	
<b>DHAKA STOCK EXCHANGE (DSE)</b>					
DSE BROAD INDEX (DSEX)	5641	5625	15	↑ 0.27%	
DSE BLUECHIP SHARE INDEX (DS30)	2128	2120	8	↑ 0.39%	
Market Capitalization	6,970,102	6,963,032	7070	↑ 0.10%	
Market Turnover (Tk. In MN)	14561	13585	977	↑ 7.19%	
<b>CHITTAGONG STOCK EXCHANGE (CSE)</b>					
CSE50	1123	1119	4.72	↑ 0.42%	
CASPI	15396	15343	52.31	↑ 0.34%	
Trade Volume (MN)	11.33	7.21	4.12	↑ 57.13%	
Market Turnover (MN)	424.70	242.10	182.60	↑ 75.42%	

TOP 10 LOW P/E COMPANIES		
Instrument	Sector	P/E
PADMAOIL	Fuel & Power	3.05
CITYBANK	Bank	3.21
MPETROLEUM	Fuel & Power	3.25
SOUTHEASTB	Bank	3.26
JAMUNAOIL	Fuel & Power	3.63
UTTARABANK	Bank	3.70
DUTCHBANGL	Bank	3.75
PRIMEBANK	Bank	3.87
NCCBANK	Bank	3.92
JAMUNABANK	Bank	4.18

INTRA DAY HIGHLIGHTS					
Listed Securities	A	B	N	Z	Total
Issues Advanced ↑	68	29	0	48	145
Issues Declined ↓	99	41	0	44	184
Issues Unchanged ↔	35	4	0	27	66
<b>Total Issues Traded</b>	<b>202</b>	<b>74</b>	<b>0</b>	<b>119</b>	<b>395</b>

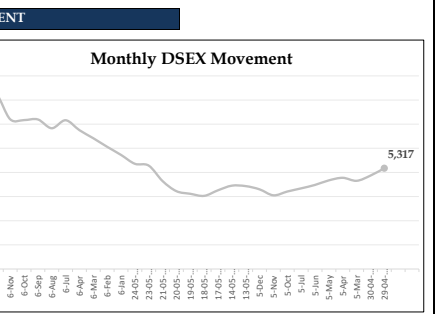
RECENT CORPORATE DECLARATIONS				
Company	YR End	Div/Ofr Price	Record Date	AGM/RGT
EASTERINNS	31-Dec-25	15% C	16-Jun-26	14-Jul-26
DHAKAINS	31-Dec-25	10% C	17-Jun-26	20-Jul-26
LANKABAFIN	31-Dec-25	No Dividend	18-Jun-26	07-Jul-26
JANATAINS	31-Dec-25	10% C	22-Jun-26	19-Jul-26

TODAY'S TOP 10 MARKET MOVERS							
Instrument	LTP	High	Low	YCP	Close	% Chg	Value (MN)
IPDC	27.20	28.60	26.20	26.00	27.20	↑ 0.05	810.02
NCCBANK	16.80	17.20	16.60	16.60	16.80	↑ 0.01	542.49
BXPHERMA	131.00	134.40	126.80	126.30	131.00	↑ 0.04	343.48
SAPORTL	56.90	58.50	56.80	58.30	56.90	↓ -0.02	324.69
CITYBANK	30.80	31.40	30.60	30.70	30.80	↑ 0.00	215.66
GENEXIL	35.70	37.50	35.30	37.10	35.70	↓ -0.04	194.59
LOVELLO	72.80	74.50	72.50	72.90	72.80	↓ -0.00	192.14
PEOPLESINS	61.20	64.50	60.80	62.50	61.20	↓ -0.02	182.58
BRACBANK	67.20	67.90	67.00	67.40	67.20	↓ -0.00	180.00
BDTHAIFOOD	28.80	29.80	28.10	29.20	28.80	↓ -0.01	177.12

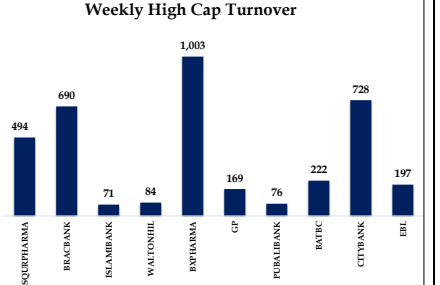
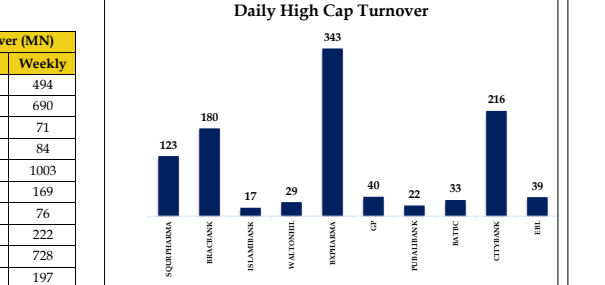
TODAY'S TOP 5 GAINERS & LAGGERS						
Instrument	Close	High	Low	YCP	Change	% Change
ISLAMIBANK	35.20	35.20	34.50	32.00	3.20	10.00%
SONARGAON	87.50	87.50	79.60	79.60	7.90	9.92%
EMERALDOIL	23.60	23.60	21.70	21.50	2.10	9.77%
SAIFPOWER	8.10	8.10	7.60	7.40	0.70	9.46%
DULAMIACOT	183.10	184.50	169.00	167.80	15.30	9.12%
BEXIMCO	65.10	65.10	65.10	72.30	-7.20	-9.96%
SHYAMPSUG	65.10	65.10	65.10	72.30	-7.20	-9.96%
BIFC	202.00	210.00	199.00	218.00	-16.00	-7.34%
RELIANCINS	4.40	4.80	4.30	4.70	-0.30	-6.38%
PFISTMF	107.80	116.30	106.50	114.50	-6.70	-5.85%

WEEKLY TOP 5 GAINERS				
Instrument	LTP	LWCP	Change	% Chg
BDTHAI	18.60	13.80	4.80	35%
IPDC	27.20	21.10	6.10	29%
DULAMIACOT	183.10	144.60	38.50	27%
SAIFPOWER	8.10	6.70	1.40	21%
SAPORTL	56.90	47.50	9.40	20%

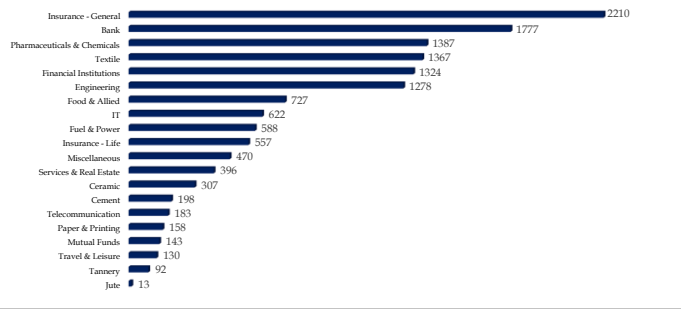
WEEKLY TOP 5 LAGGERS				
Instrument	LTP	LWCP	Chg	% Chg
BEXIMCO	65.10	110.10	-45.00	-41%
PLFSL	1.30	1.60	-0.30	-19%
FAREASTFIN	1.30	1.60	-0.30	-19%
FASFIN	1.40	1.70	-0.30	-18%
ILFSL	1.40	1.60	-0.20	-13%



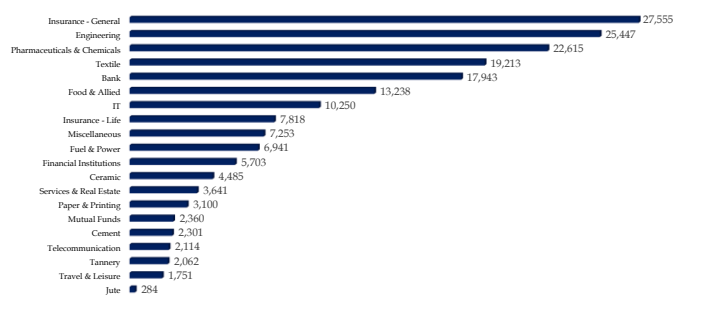
STATUS: HIGH CAP COMPANIES			
Company	FF Mkt. Cap (MN)	Turnover (MN)	
		Daily	Weekly
SQRPHARMA	107,433	123	494
BRACBANK	82,822	180	690
ISLAMIBANK	56,570	17	71
WALTONHIL	42,056	29	84
BXPHERMA	40,832	343	1003
GP	33,690	40	169
PUBALIBANK	40,190	22	76
BATBC	30,694	33	222
CITYBANK	37,518	216	728
EBL	28,398	39	197



**Daily Sector Wise Turnover Bdt (MN)**



**Monthly Sector Wise Turnover Bdt (MN)**



Sector	Mkt Cap (BDT BN)	Sector Return	PE(x)	Daily Turonver (BDT MN)	Turnover Δ%	Turnover as % of Mkt. Cap
Jute	2,619.86	-0.22%	20.22	12.90	13.63%	0.49%
Travel & Leisure	-	-	59.60	129.58	33.28%	-
Tannery	24,197.47	-0.46%	34.18	91.58	-19.77%	0.38%
Telecommunication	528,509.98	0.18%	11.28	182.91	40.91%	0.03%
Cement	97,223.42	0.94%	19.89	198.18	50.52%	0.20%
Mutual Funds	25,060.42	-0.21%	0.00	142.50	-23.58%	0.57%
Paper & Printing	22,327.12	-0.03%	0.00	157.97	-15.22%	0.71%
Services & Real Estate	26,531.08	-0.77%	26.84	395.64	-2.00%	1.49%
Ceramic	22,175.15	1.95%	0.00	307.30	48.19%	1.39%
Financial Institutions	105,050.08	-0.38%	14.95	1324.36	117.66%	1.26%
Fuel & Power	298,266.76	0.76%	10.05	587.57	49.17%	0.20%
Miscellaneous	175,841.73	-3.94%	52.42	470.43	27.53%	0.27%
Insurance - Life	55,448.71	-3.12%	28.24	557.10	-24.24%	1.00%
IT	32,223.93	-0.79%	32.46	621.52	-35.48%	1.93%
Food & Allied	228,825.54	-0.62%	0.00	727.34	-5.93%	0.32%
Bank	751,525.93	1.19%	5.66	1777.04	16.98%	0.24%
Textile	128,727.91	0.65%	22.00	1366.64	7.63%	1.06%
Pharmaceuticals & Chemicals	586,016.24	-0.01%	21.76	386.52	-9.22%	0.24%

Script	Turnover as % of Free Float	Return %	Close Price	P/E	RSI (14)	Williams (14)	SMA (20)	SMA (200)
MEGHNAINS	16.61%	110.00%	35.30	14.19	66.94	-16.28	32.54	28.21
BDTHAIFOOD	11.72%	-40.00%	28.80	11.86	76.93	-10.00	26.08	16.02
ETL	9.99%	30.00%	12.40	12.77	65.38	-9.09	11.54	10.01
BDTHAI	9.81%	40.00%	18.60	27.19	82.89	0.00	14.26	11.87
TILIL	9.08%	-290.00%	53.50	12.13	79.51	-21.28	48.89	49.56
APEXSPINN	8.26%	1780.00%	367.00	83.71	52.75	-29.65	330.63	206.68
PFISTMF	7.30%	-40.00%	8.50	12.12	72.96	-10.53	8.13	5.53
FEKDIL	6.51%	-60.00%	16.50	19.26	78.59	-24.39	15.19	15.90
SAPORTL	6.45%	-140.00%	56.90	34.47	73.87	-10.43	49.18	43.37
SIMTEX	6.34%	-40.00%	25.20	22.10	63.99	-30.43	24.74	23.86

**MARKET NEWS:**

SYMBOL	SUBJECT	NEWS
SICL	Dividend Declaration	The Board of Directors has recommended 10% Cash Dividend for the General shareholders excluding Sponsors and or Directors for the year ended December 31, 2025. The Sponsors and Directors hold 2,40,00,000 shares and Cash Dividend payable to the General Shareholders is BDT 16,000,000.00. Date of AGM: 27.09.2026, Time: 10:00 AM, Venue/Mode: Hybrid System i.e., with physical presence at Corporate Address and Virtually by using Digital Platform, Record Date: 23.07.2026. (cont.)

**DISCLAIMER**

This report (The Daily Market Insight) has no regard to the specific investment objectives, financial situation or particular needs of any specific recipient. The report is published solely for informational purposes and is not to be construed as a solicitation or an offer to buy or sell any security. The report is based on information obtained from sources believed to be reliable but is neither guaranteed as being accurate, nor is it a complete statement or summary of the securities, markets or developments referred to in the report. The report should not be regarded by recipients as a substitute for the exercise of their own judgment. Any opinions expressed herein are subject to change without notice. Neither BRAC EPL Investments Limited nor any of its employees accept no liability whatsoever for any loss or damage of any kind arising out of the use all or any part of this report. The information provided in this document is not intended for distribution to, or use by, any person or entity in any jurisdiction or country where such distribution or use would be contrary to law or regulation or which would subject BRAC EPL Investments Limited or its affiliates to any registration requirement within such jurisdiction or country. No part of this report may be reproduced or distributed in any manner without the written permission of BRAC EPL Investments Limited. This disclaimer applies to the Report in their entirety, irrespective of whether the Report is used or viewed in whole or in part.

**BRAC EPL INVESTMENTS LIMITED**

MD. ABDULLAH ABU SYADE, HEAD OF STRATEGY & INVESTMENT	MUNTAHA FERDAUSI, SENIOR ANALYST, RESEARCH TANZILA ZAHAN, SENIOR ANALYST, RESEARCH
---	---