

MACROECONOMY

EXCHANGE RATE		
Currency	Buying	Selling
USD	122.75	122.75
EUR	142.27	142.28
GBP	164.63	164.68

MONEY MARKET			
Indicator	Current	Previous	
Call Money	9.94	9.93	
Repo (Policy)	10.00	9.50	
Reverse Repo (Policy)	7.50	8.00	

FOREX RESERVE	
Month	BN US\$
May, 2026	34.55
April, 2026	35.10
March, 2026	34.12

REMITTANCE		
Month	MN US\$	BN TK.
May, 2026	3,425.03	420.42
April, 2026	3,127.30	383.85
March, 2026	3,752.21	460.11

T-BILL & T-BOND RATES	
Particulars	Rates (%)
91 days T-Bill	9.85
182 days T-Bill	10.01
364 days T-Bill	10.20
3 Years T-Bond	10.52

COMMODITY MARKET			
Commodity	Unit	Close Price	Change (%)
Crude Oil (Brent)	USD/Bbl	83.17	-0.76%
Gold	USD/t.oz	4337.01	0.53%
Wheat	USD/bu	587.6	-1.10%
Natural gas	USD/MMBtu	3.157	2.97%

BANK DEPOSIT		
Particulars	Feb, 2026	Feb, 2025
Demand Deposits	2,027,860	1,903,033
Time Deposits	17,921,281	16,023,826
Total Deposit	19,949,141	17,926,859
Total Advances	17,756,935	16,707,827

CAPITAL MARKET

MARKET SUMMARY

Market Movement	Today	Prev. Day	Change	% Change
DHAKA STOCK EXCHANGE (DSE)				
DSE BROAD INDEX (DSEX)	5606	5641	(35)	↓ -0.62%
DSE BLUECHIP SHARE INDEX (D530)	2110	2128	(18)	↓ -0.84%
Market Capitalization	6,893,455	6,970,102	(76647)	↓ -1.10%
Market Turnover (Tk. In MN)	11961	14561	(2600)	↓ -17.86%
CHITTAGONG STOCK EXCHANGE (CSE)				
CSE50	1108	1123	(15.20)	↓ -1.35%
CASPI	15272	15396	(123.82)	↓ -0.80%
Trade Volume (MN)	7.04	11.33	(4.30)	↓ -37.92%
Market Turnover (MN)	309.71	424.70	(114.99)	↓ -27.08%

TOP 10 LOW P/E COMPANIES

Instrument	Sector	P/E
PADMAOIL	Fuel & Power	3.01
CITYBANK	Bank	3.18
MPETROLEUM	Fuel & Power	3.22
SOUTHEASTB	Bank	3.23
JAMUNAOIL	Fuel & Power	3.61
UTTARABANK	Bank	3.64
DUTCHBANGL	Bank	3.68
PRIMEBANK	Bank	3.87
NCCBANK	Bank	3.87
JAMUNABANK	Bank	4.09

INTRA DAY HIGHLIGHTS

Listed Securities	A	B	N	Z	Total
Issues Advanced ↑	35	40	0	34	109
Issues Declined ↓	143	32	0	65	240
Issues Unchanged ↔	23	3	0	21	47
Total Issues Traded	201	75	0	120	396

RECENT CORPORATE DECLARATIONS

Company	YR End	Div/Ofr Price	Record Date	AGM/RGT
DHAKAINS	31-Dec-25	10% C	16-Jun-26	14-Jul-26
LANKABAFIN	31-Dec-25	No Dividend	17-Jun-26	20-Jul-26
JANATAINS	31-Dec-25	10% C	18-Jun-26	07-Jul-26
PURABIGEN	31-Dec-25	10% C	24-Jun-26	30-Aug-26

TODAY'S TOP 10 MARKET MOVERS

Instrument	LTP	High	Low	YCP	Close	% Chg	Value (MN)
SAPORTL	58.50	62.50	56.40	56.90	27.20	↓ -0.52	632.05
NCCBANK	16.60	17.30	16.50	16.80	16.80	↑ 0.00	522.98
IPDC	28.30	29.40	27.00	27.20	131.00	↑ 3.82	353.32
FINEFOODS	544.60	554.00	525.10	551.50	56.90	↓ -0.90	287.99
BXPHERMA	132.30	133.50	130.60	131.00	30.80	↓ -0.76	258.08
BDTHAI	20.40	20.40	18.40	18.60	35.70	↑ 0.92	233.49
ETL	13.50	13.60	12.40	12.40	72.80	↑ 4.87	208.19
BDTHAIFOOD	30.90	31.50	28.40	28.80	61.20	↑ 1.13	204.75
RELIANCINS	111.20	112.70	104.20	107.80	67.20	↓ -0.38	152.29
NFML	19.00	19.00	17.00	17.30	28.80	↑ 0.66	150.36

TODAY'S TOP 5 GAINERS & LAGGERS

Instrument	Close	High	Low	YCP	Change	% Change
ICBEPMFIS1	6.60	6.60	6.00	6.00	0.60	10.00%
NFEML	19.00	19.00	17.00	17.30	1.70	9.83%
BDTHAI	20.40	20.40	18.40	18.60	1.80	9.68%
ETL	13.50	13.60	12.40	12.40	1.10	8.87%
DSSL	11.20	11.30	10.20	10.30	0.90	8.74%
BEXIMCO	58.60	58.60	58.60	65.10	-6.50	-9.98%
SUNLIFEINS	58.60	58.60	58.60	65.10	-6.50	-9.98%
REGENTEX	72.20	77.80	71.30	77.10	-4.90	-6.36%
NRRBANK	7.50	7.90	7.50	7.90	-0.40	-5.06%
IBBLPBOND	5.90	6.20	5.90	6.20	-0.30	-4.84%

WEEKLY TOP 5 GAINERS

Instrument	LTP	LWCP	Change	% Chg
BDTHAI	18.60	13.80	4.80	35%
IPDC	27.20	21.10	6.10	29%
DULAMIACOT	183.10	144.60	38.50	27%
SAIFPOWER	8.10	6.70	1.40	21%
SAPORTL	56.90	47.50	9.40	20%

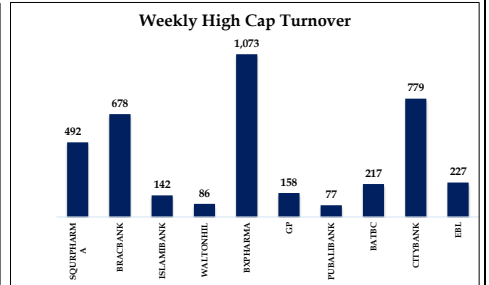
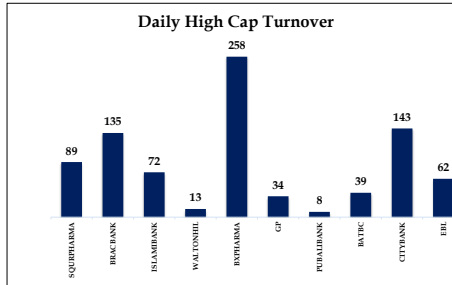
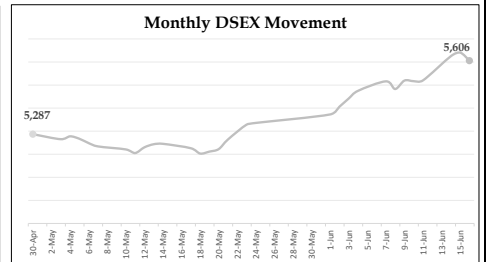
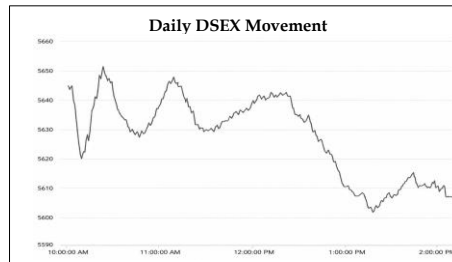
WEEKLY TOP 5 LAGGERS

Instrument	LTP	LWCP	Chg	% Chg
BEXIMCO	65.10	110.10	-45.00	-41%
PLFSL	1.30	1.60	-0.30	-19%
FAREASTFIN	1.30	1.60	-0.30	-19%
FASFIN	1.40	1.70	-0.30	-18%
ILFSL	1.40	1.60	-0.20	-13%

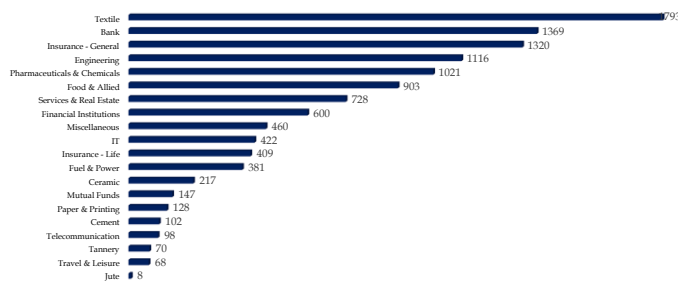
STATUS: HIGH CAP COMPANIES

Company	FF Mkt. Cap (MN)	Turnover (MN)	
		Daily	Weekly
SQRPHARMA	107,383	89	492
BRACBANK	81,466	135	678
ISLAMIBANK	54,802	72	142
WALTONHIL	41,354	13	86
BXPHERMA	41,238	258	1073
GP	33,839	34	158
PUBALIBANK	40,082	8	77
BATBC	30,294	39	217
CITYBANK	37,152	143	779
EBL	27,947	62	227

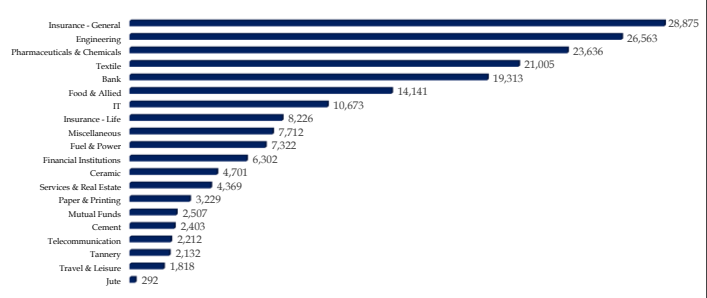
MARKET MOVEMENT



Daily Sector Wise Turnover Bdt (MN)



Monthly Sector Wise Turnover Bdt (MN)



Sector	Mkt Cap (BDT BN)	Sector Return	PE(x)	Daily Turnover (BDT MN)	Turnover Δ%	Turnover as % of Mkt. Cap
Jute	2,593.70	-1.00%	20.19	8.08	-37.37%	0.31%
Travel & Leisure	35,172.86	-0.49%	59.60	67.65	-47.80%	0.19%
Tannery	23,983.85	-0.88%	33.71	70.04	-23.52%	0.29%
Telecommunication	528,274.30	-0.04%	11.33	98.24	-46.29%	0.02%
Cement	96,225.27	-1.03%	19.89	102.21	-48.43%	0.11%
Mutual Funds	25,091.02	0.12%	0.00	146.60	2.88%	0.58%
Paper & Printing	22,010.07	-1.42%	0.00	128.22	-18.83%	0.58%
Services & Real Estate	26,949.57	1.58%	27.59	728.00	84.01%	2.70%
Ceramic	22,185.91	0.05%	0.00	216.60	-29.51%	0.98%
Financial Institutions	104,781.45	-0.26%	14.86	599.85	-54.71%	0.57%
Fuel & Power	296,630.69	-0.55%	10.01	380.84	-35.18%	0.13%
Miscellaneous	168,659.83	-4.08%	57.58	459.91	-2.24%	0.27%
Insurance - Life	55,017.98	-0.78%	28.00	408.57	-26.66%	0.74%
IT	32,158.52	-0.20%	32.29	422.23	-32.07%	1.31%
Food & Allied	226,966.41	-0.81%	0.00	902.55	24.09%	0.40%
Bank	740,143.81	-1.51%	5.53	1369.06	-22.96%	0.18%
Textile	130,390.11	1.29%	22.00	1792.57	31.17%	1.37%
Pharmaceuticals & Chemicals	583,776.72	-0.38%	21.61	1021.36	-26.34%	0.17%

Script	Turnover as % of Free Float	Return %	Close Price	P/E	RSI (14)	Williams (14)	SMA (20)	SMA (200)
BDTHAI	12.65%	180.00%	20.40	27.19	87.33	0.00	14.42	11.94
BDTHAI FOOD	12.63%	210.00%	30.90	11.86	78.79	-7.59	25.56	16.18
ETL	12.52%	110.00%	13.50	12.77	77.65	-4.00	11.64	10.05
SAPORTL	12.22%	160.00%	58.50	34.47	71.13	-21.98	49.08	43.71
NFML	12.18%	170.00%	19.00	11.09	72.74	0.00	16.76	13.64
DSSL	9.32%	90.00%	11.20	18.11	73.53	-5.00	9.79	9.27
ISTPRIMFMF	9.15%		20.60	15.03	65.21	-31.25	19.00	19.72
VFSTDL	9.11%	150.00%	17.00	20.35	67.74	0.00	15.59	11.07
FEKDIL	8.57%	80.00%	17.30	19.26	72.88	-20.51	15.19	15.89
SONARGAON	7.41%	-350.00%	84.00	18.19	80.63	-11.37	60.62	35.64

MARKET NEWS:

SYMBOL	SUBJECT	NEWS
BERGERPBL	Dividend Declaration	The Board of Directors has recommended 525% Cash Dividend for the year ended March 31, 2026. Date of AGM: 24.08.2026, Time: 10:00 AM, Mode of AGM: Digital Platform, link: https://berger.bdvirtualagm.com . Record Date: 07.07.2026. The Company has also reported Consolidated EPS of Tk. 76.83, Consolidated NAV per share of Tk. 400.24 and Consolidated NOCFPS of Tk. 89.53 for the year ended March 31, 2026 as against Tk. 71.20, Tk. 333.42, and Tk. 57.76 respectively for the year ended March 31, 2025.

DISCLAIMER

This report (The Daily Market Insight) has no regard to the specific investment objectives, financial situation or particular needs of any specific recipient. The report is published solely for informational purposes and is not to be construed as a solicitation or an offer to buy or sell any security. The report is based on information obtained from sources believed to be reliable but is neither guaranteed as being accurate, nor is it a complete statement or summary of the securities, markets or developments referred to in the report. The report should not be regarded by recipients as a substitute for the exercise of their own judgment. Any opinions expressed herein are subject to change without notice. Neither BRAC EPL Investments Limited nor any of its employees accept no liability whatsoever for any loss or damage of any kind arising out of the use all or any part of this report. The information provided in this document is not intended for distribution to, or use by, any person or entity in any jurisdiction or country where such distribution or use would be contrary to law or regulation or which would subject BRAC EPL Investments Limited or its affiliates to any registration requirement within such jurisdiction or country. No part of this report may be reproduced or distributed in any manner without the written permission of BRAC EPL Investments Limited. This disclaimer applies to the Report in their entirety, irrespective of whether the Report is used or viewed in whole or in part.

BRAC EPL INVESTMENTS LIMITED

MD. ABDULLAH ABU SYADE, HEAD OF STRATEGY & INVESTMENT	MUNTAHA FERDAUSI, SENIOR ANALYST, RESEARCH
	TANZILA ZAHAN, SENIOR ANALYST, RESEARCH