

MACROECONOMY

EXCHANGE RATE		
Currency	Buying	Selling
USD	122.75	122.75
EUR	142.48	142.51
GBP	164.80	164.82

MONEY MARKET		
Indicator	Current	Previous
Call Money	9.94	9.93
Repo (Policy)	10.00	9.50
Reverse Repo (Policy)	7.50	8.00

FOREX RESERVE	
Month	BN US\$
May, 2026	34.55
April, 2026	35.10
March, 2026	34.12

REMITTANCE		
Month	MN US\$	BN TK.
May, 2026	3,425.03	420.42
April, 2026	3,127.30	383.85
March, 2026	3,752.21	460.11

T-BILL & T-BOND RATES	
Particulars	Rates (%)
91 days T-Bill	9.85
182 days T-Bill	10.01
364 days T-Bill	10.20
3 Years T-Bond	10.52

COMMODITY MARKET			
Commodity	Unit	Close Price	Change (%)
Crude Oil (Brent)	USD/Bbl	75.61	-9.78%
Gold	USD/t.oz	4350.65	0.85%
Wheat	USD/bu	596	1.97%
Natural gas	USD/MMBtu	3.254	6.13%

BANK DEPOSIT		
Particulars	Feb, 2026	Feb, 2025
Demand Deposits	2,027,860	1,903,033
Time Deposits	17,921,281	16,023,826
Total Deposit	19,949,141	17,926,859
Total Advances	17,756,935	16,707,827

CAPITAL MARKET

MARKET SUMMARY				
Market Movement	Today	Prev. Day	Change	% Change
DHAKA STOCK EXCHANGE (DSE)				
DSE BROAD INDEX (DSEX)	5622	5606	16	↑ 0.29%
DSE BLUECHIP SHARE INDEX (DS30)	2113	2110	3	↑ 0.13%
Market Capitalization	6,898,188	6,893,455	4732	↑ 0.07%
Market Turnover (Tk. In MN)	12113	11961	152	↑ 1.27%
CHITTAGONG STOCK EXCHANGE (CSE)				
CSE50	1104	1108	(4.16)	↓ -0.38%
CASPI	15250	15272	(22.01)	↓ -0.14%
Trade Volume (MN)	9.23	7.04	2.19	↑ 31.17%
Market Turnover (MN)	349.10	309.71	39.40	↑ 12.72%

TOP 10 LOW P/E COMPANIES		
Instrument	Sector	P/E
PADMAOIL	Fuel & Power	3.02
CITYBANK	Bank	3.18
SOUTHEASTB	Bank	3.19
MPETROLEUM	Fuel & Power	3.21
UTTARABANK	Bank	3.62
JAMUNAOIL	Fuel & Power	3.63
DUTCHBANGL	Bank	3.69
NCCBANK	Bank	3.87
PRIMEBANK	Bank	3.89
JAMUNABANK	Bank	4.11

INTRA DAY HIGHLIGHTS					
Listed Securities	A	B	N	Z	Total
Issues Advanced ↑	74	44	0	64	182
Issues Declined ↓	94	27	0	37	158
Issues Unchanged ↔	33	4	0	17	54
Total Issues Traded	201	75	0	118	394

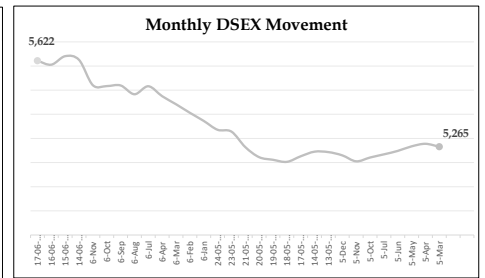
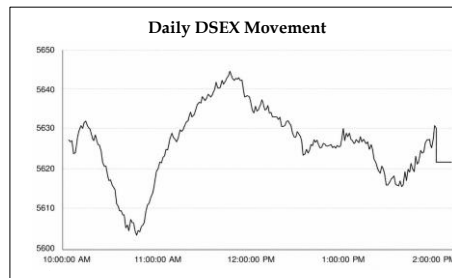
RECENT CORPORATE DECLARATIONS				
Company	YR End	Div/Ofr Price	Record Date	AGM/RGT
JANATAINS	31-Dec-25	10% C	18-Jun-26	07-Jul-26
MTB	31-Dec-25	12% B	18-Jun-26	16-Jul-26
JANATAINS	31-Dec-25	10% C	22-Jun-26	19-Jul-26
UNIONCAP	31-Dec-25	No Dividend	22-Jun-26	29-Jul-26

TODAY'S TOP 10 MARKET MOVERS							
Instrument	LTP	High	Low	YCP	Close	% Chg	Value (MN)
SAPORTL	60.50	64.30	59.90	58.50	60.50	↑ 0.03	992.84
BXPHERMA	134.70	136.70	131.30	132.30	134.70	↑ 0.02	266.03
IPDC	28.80	29.40	27.10	28.30	28.80	↑ 0.02	261.09
BBS	16.10	16.20	14.80	14.80	16.10	↑ 0.09	235.84
BDTHAI	20.30	21.00	20.00	20.40	20.30	↓ 0.00	212.71
BRACBANK	65.60	66.50	65.40	66.10	65.60	↓ -0.01	193.53
KBPPWBIL	47.30	47.60	45.90	46.70	47.30	↑ 0.01	192.50
BDCOM	33.00	33.10	30.20	30.10	33.00	↑ 0.10	182.17
NCCBANK	16.60	16.80	16.40	16.60	16.60	↑ 0.00	171.53
MALEKSPIN	31.10	31.80	30.40	30.50	31.10	↑ 0.02	167.95

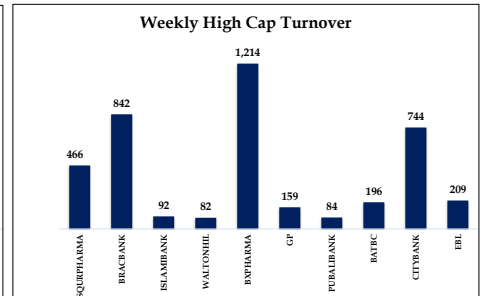
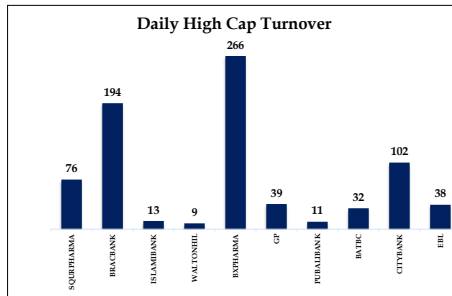
TODAY'S TOP 5 GAINERS & LAGGERS						
Instrument	Close	High	Low	YCP	Change	% Change
PRIMETEX	18.70	18.70	17.00	17.00	1.70	10.00%
NFML	20.90	20.90	20.90	19.00	1.90	10.00%
BDCOM	33.00	33.10	30.20	30.10	2.90	9.63%
SAIPOWER	9.30	9.30	8.50	8.50	0.80	9.41%
SHARPIND	18.90	19.00	17.50	17.30	1.60	9.25%
BEXIMCO	52.80	52.80	52.80	58.60	-5.80	-9.90%
PREMIERLEA	52.80	52.80	52.80	58.60	-5.80	-9.90%
FAREASTFIN	2.30	2.50	2.30	2.50	-0.20	-8.00%
FAREASTFIN	1.30	1.40	1.30	1.40	-0.10	-7.14%
FAREASTFIN	1.30	1.40	1.30	1.40	-0.10	-7.14%

WEEKLY TOP 5 GAINERS				
Instrument	LTP	LWCP	Change	% Chg
SAIPOWER	9.30	6.90	2.40	35%
BDTHAI	20.30	15.10	5.20	34%
IPDC	28.80	21.60	7.20	33%
NFML	20.90	16.50	4.40	27%
ISLAMIBANK	33.50	26.50	7.00	26%

MARKET MOVEMENT



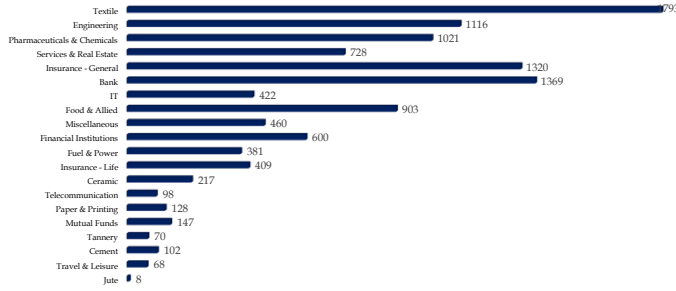
WEEKLY TOP 5 LAGGERS				
Instrument	LTP	LWCP	Chg	% Chg
BEXIMCO	52.80	89.20	-36.40	-41%
SUNLIFEINS	67.50	81.90	-14.40	-18%
SHYAMPSUG	186.40	219.70	-33.30	-15%
REGENTEX	6.80	7.90	-1.10	-14%
ILFSL	1.30	1.50	-0.20	-13%



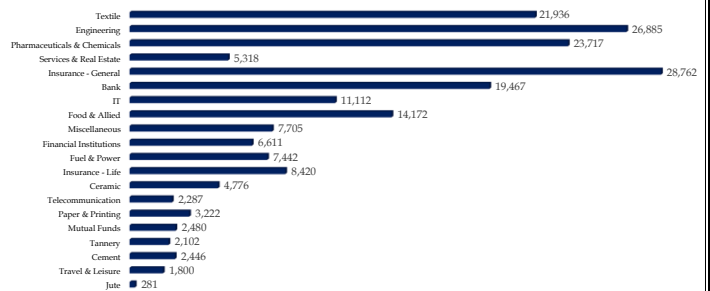
STATUS: HIGH CAP COMPANIES

Company	FF Mkt. Cap (MN)	Turnover (MN)	
		Daily	Weekly
SQRPHARMA	107,879	76	466
BRACBANK	80,850	194	842
ISLAMIBANK	53,838	13	92
WALTONHIL	41,573	9	82
BXPHERMA	41,986	266	1,214
GP	33,960	39	159
PUBALIBANK	39,545	11	84
BATBC	30,309	32	196
CITYBANK	37,152	102	744
EBL	27,947	38	209

Daily Sector Wise Turnover Bdt (MN)



Monthly Sector Wise Turnover Bdt (MN)



Sector	Mkt Cap (BDT BN)	Sector Return	PE(x)	Daily Turnover (BDT MN)	Turnover Δ%	Turnover as % of Mkt. Cap
Jute	2,581.50	-0.47%	20.01	6.11	-24.39%	0.24%
Travel & Leisure	35,044.07	-0.37%	59.20	68.29	0.94%	0.19%
Cement	96,254.38	0.03%	19.89	78.05	-23.63%	0.08%
Tannery	23,950.74	-0.14%	33.96	94.36	34.72%	0.39%
Mutual Funds	25,069.11	-0.09%	0.00	108.30	-26.13%	0.43%
Paper & Printing	22,109.51	0.45%	0.00	114.45	-10.74%	0.52%
Telecommunication	531,622.15	0.63%	11.37	126.54	28.81%	0.02%
Ceramic	22,620.38	1.96%	0.00	330.01	52.36%	1.46%
Insurance - Life	54,496.17	-0.95%	28.14	331.87	-18.77%	0.61%
Fuel & Power	296,302.09	-0.11%	9.86	431.19	13.22%	0.15%
Financial Institutions	104,798.80	0.02%	14.58	455.52	-24.06%	0.43%
Miscellaneous	163,552.54	-3.03%	63.33	464.09	0.91%	0.28%
Food & Allied	227,058.74	0.04%	0.00	646.61	-28.36%	0.28%
IT	33,200.72	3.24%	33.29	743.63	76.12%	2.24%
Bank	738,340.52	-0.24%	5.06	859.70	-37.21%	0.12%
Insurance - General	116,080.59	-0.93%	21.53	1072.80	-18.73%	0.92%
Services & Real Estate	27,775.75	3.07%	28.54	1080.68	48.44%	3.89%
Pharmaceuticals & Chemicals	587,070.36	0.56%	21.58	1212.31	18.70%	0.21%

Script	Turnover as % of Free Float	Return %	Close Price	P/E	RSI (14)	Williams (14)	SMA (20)	SMA (200)
SAPORTL	18.56%	341.90%	60.50	34.47	73.96	-19.59	49.83	43.90
BBS	12.85%	878.40%	16.10	10.39	74.28	-2.94	13.84	10.64
BDCOM	12.53%	963.50%	33.00	14.46	71.96	-2.08	29.47	26.98
VFSTDL	12.45%	58.80%	17.10	20.35	68.26	-30.23	15.66	11.12
BDTHAI	11.58%	-49.00%	20.30	27.19	86.22	-8.64	14.80	11.98
MHSMML	11.57%	448.40%	23.30	20.60	59.38	-15.63	22.51	17.10
BDTHAIFOOD	8.75%	-550.20%	29.20	11.86	67.26	-29.87	25.93	16.25
SPCERAMICS	8.69%	340.40%	24.30	29.77	61.53	-25.71	23.26	18.18
SONARGAON	7.18%	-642.90%	78.60	18.19	70.63	-23.36	62.58	35.86
APEXSPINN	7.14%	-620.80%	332.40	83.71	48.03	-46.66	340.89	209.60

MARKET NEWS:

SYMBOL	SUBJECT	NEWS
RUPALIBANK	Reschedule of AGM Date and Venue/Mode	Refer to their earlier news disseminated by DSE on 03.05.2026 regarding dividend declaration, the company has further informed that the Board of Directors in its meeting held on June 14, 2026 has revised the schedule and mode of the 40th Annual General Meeting (AGM) of the company as follows: Date and Time: 19 July 2026 at 11:00 a.m.; Venue: Rupali Bank PLC, Head Office, Eunoo's Trade Center (Level-8) 52-53, Dilkusha C/A, Dhaka-1000. (cont.)

DISCLAIMER

This report (The Daily Market Insight) has no regard to the specific investment objectives, financial situation or particular needs of any specific recipient. The report is published solely for informational purposes and is not to be construed as a solicitation or an offer to buy or sell any security. The report is based on information obtained from sources believed to be reliable but is neither guaranteed as being accurate, nor is it a complete statement or summary of the securities, markets or developments referred to in the report. The report should not be regarded by recipients as a substitute for the exercise of their own judgment. Any opinions expressed herein are subject to change without notice. Neither BRAC EPL Investments Limited nor any of its employees accept no liability whatsoever for any loss or damage of any kind arising out of the use all or any part of this report. The information provided in this document is not intended for distribution to, or use by, any person or entity in any jurisdiction or country where such distribution or use would be contrary to law or regulation or which would subject BRAC EPL Investments Limited or its affiliates to any registration requirement within such jurisdiction or country. No part of this report may be reproduced or distributed in any manner without the written permission of BRAC EPL Investments Limited. This disclaimer applies to the Report in their entirety, irrespective of whether the Report is used or viewed in whole or in part.

BRAC EPL INVESTMENTS LIMITED

MD. ABDULLAH ABU SYADE, HEAD OF STRATEGY & INVESTMENT	MUNTAHA FERDAUSI, SENIOR ANALYST, RESEARCH TANZILA ZAHAN, SENIOR ANALYST, RESEARCH
---	---