

MACROECONOMY

EXCHANGE RATE		
Currency	Buying	Selling
USD	122.85	122.85
EUR	140.29	140.34
GBP	162.85	162.89

MONEY MARKET		
Indicator	Current	Previous
Call Money	9.94	9.93
Repo (Policy)	10.00	9.50
Reverse Repo (Policy)	7.50	8.00

FOREX RESERVE	
Month	BN US\$
May, 2026	34.55
April, 2026	35.10
March, 2026	34.12

REMITTANCE		
Month	MN US\$	BN TK.
May, 2026	3,425.03	420.42
April, 2026	3,127.30	383.85
March, 2026	3,752.21	460.11

T-BILL & T-BOND RATES	
Particulars	Rates (%)
91 days T-Bill	9.44
182 days T-Bill	9.71
364 days T-Bill	9.74
3 Years T-Bond	10.52

COMMODITY MARKET			
Commodity	Unit	Close Price	Change (%)
Crude Oil (Brent)	USD/Bbl	73.91	-8.75%
Gold	USD/t.oz	4038.9	-2.84%
Wheat	USD/bu	589.75	1.72%
Natural gas	USD/MMBtu	3.18	-4.25%

BANK DEPOSIT		
Particulars	Feb, 2026	Feb, 2025
Demand Deposits	2,027,860	1,903,033
Time Deposits	17,921,281	16,023,826
Total Deposit	19,949,141	17,926,859
Total Advances	17,756,935	16,707,827

CAPITAL MARKET

MARKET SUMMARY				
Market Movement	Today	Prev. Day	Change	% Change
DHAKA STOCK EXCHANGE (DSE)				
DSE BROAD INDEX (DSEX)	5763	5723	40	↑ 0.70%
DSE BLUECHIP SHARE INDEX (DS30)	2178	2166	12	↑ 0.55%
Market Capitalization	6,986,923	6,976,834	10089	↑ 0.14%
Market Turnover (Tk. In MN)	15737	13515	2221	↑ 16.44%
CHITTAGONG STOCK EXCHANGE (CSE)				
CSE50	1118	1118	0.00	↑ 0.00%
CASPI	15450	15352	98.08	↑ 0.64%
Trade Volume (MN)	6.99	6.99	0.00	↑ 0.00%
Market Turnover (MN)	411.33	411.33	0.00	↑ 0.00%

TOP 10 LOW P/E COMPANIES		
Instrument	Sector	P/E
PADMAOIL	Fuel & Power	3.31
CITYBANK	Bank	3.33
MPETROLEUM	Fuel & Power	3.35
SOUTHEASTB	Bank	3.39
UTTARABANK	Bank	3.67
NCCBANK	Bank	3.73
DUTCHBANGL	Bank	3.80
JAMUNAOIL	Fuel & Power	3.84
PRIMEBANK	Bank	3.86
JAMUNABANK	Bank	4.12

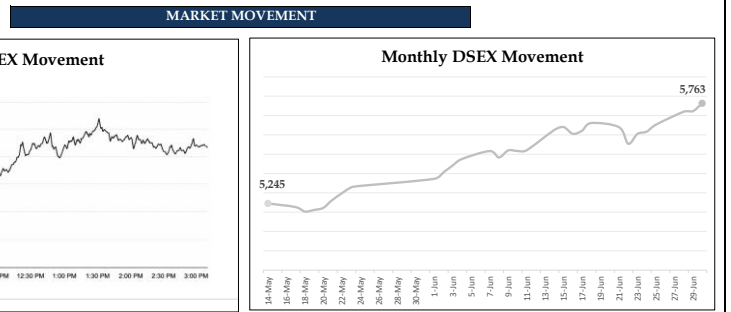
INTRA DAY HIGHLIGHTS					
Listed Securities	A	B	N	Z	Total
Issues Advanced ↑	144	50	0	55	249
Issues Declined ↓	43	18	0	33	94
Issues Unchanged ↔	16	7	0	31	54
Total Issues Traded	203	75	0	119	397

RECENT CORPORATE DECLARATIONS				
Company	YR End	Div/Ofr Price	Record Date	AGM/RGT
BERGERPBL	31-Dec-25	525% C	7-Jul-26	29-Aug-26
DGIC	31-Dec-25	2% C	7-Jul-26	09-Sep-26
PRAGATILIF	31-Dec-25	15% C and 10% S	14-Jul-26	13-Sep-26
PRIMELIFE	31-Dec-25	0.25% C	16-Jul-26	17-Sep-26

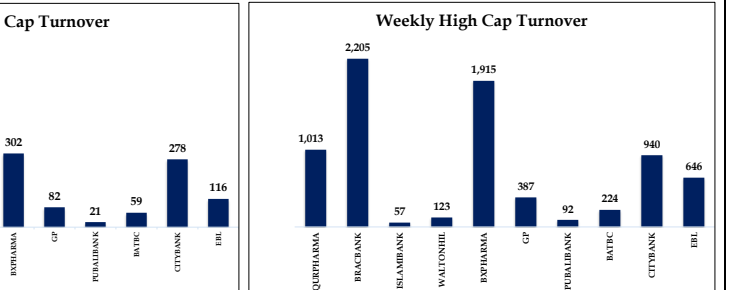
TODAY'S TOP 10 MARKET MOVERS							
Instrument	LTP	High	Low	YCP	Close	% Chg	Value (MN)
BRACBANK	65.50	66.40	65.20	66.40	65.50	↓ -0.01	748.62
BEXIMCO	29.30	30.40	28.00	30.00	29.30	↓ -0.02	607.92
MALEKSPIN	36.70	37.00	33.90	34.40	36.70	↑ 0.07	574.95
SAPORTL	52.80	53.00	51.50	52.00	52.80	↑ 0.02	448.97
IPDC	32.90	33.80	32.20	33.00	32.90	↓ 0.00	393.59
ITC	48.40	49.00	47.50	47.70	48.40	↑ 0.01	321.75
BXPHARMA	140.60	142.30	140.00	142.00	140.60	↓ -0.01	301.85
CITYBANK	32.00	32.50	31.70	31.90	32.00	↑ 0.00	278.16
FEKDIL	19.60	19.60	18.00	18.00	19.60	↑ 0.09	273.24
SQURPHARMA	224.00	227.00	223.70	224.90	224.00	↓ 0.00	247.47

TODAY'S TOP 5 GAINERS & LAGGERS						
Instrument	Close	High	Low	YCP	Change	% Change
BSRMLTD	105.60	105.60	96.50	96.00	9.60	10.00%
TAKAFULINS	44.20	44.20	40.50	40.20	4.00	9.95%
SILVAPHL	15.60	15.60	14.20	14.20	1.40	9.86%
FEKDIL	19.60	19.60	18.00	17.90	1.70	9.50%
SHYAMPSUG	250.80	250.80	230.70	230.70	20.10	8.71%
BESTHLDNG	14.90	15.70	14.60	15.70	-0.80	-5.10%
AOL	14.90	15.70	14.60	15.70	-0.80	-5.10%
BEXIMCO	18.40	19.20	17.90	19.30	-0.90	-4.66%
ICBIBANK	29.30	30.40	28.00	30.70	-1.40	-4.56%
PROGRESLIF	2.70	2.90	2.70	2.80	-0.10	-3.57%

WEEKLY TOP 5 GAINERS				
Instrument	LTP	LWCP	Change	% Chg
SHYAMPSUG	250.80	182.20	68.60	38%
SAIFPOWER	10.90	8.90	2.00	22%
MALEKSPIN	36.70	30.40	6.30	21%
PROVATHINS	65.40	54.20	11.20	21%
FEKDIL	19.60	16.30	3.30	20%



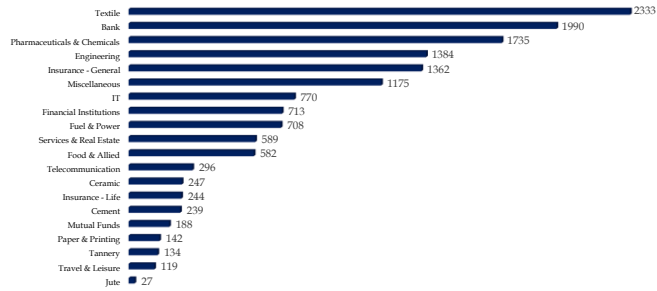
WEEKLY TOP 5 LAGGERS				
Instrument	LTP	LWCP	Chg	% Chg
BEXIMCO	29.30	34.90	-5.60	-16%
ILFSL	1.20	1.30	-0.10	-8%
PLFSL	1.20	1.30	-0.10	-8%
APSCLBOND	1116.00	1186.00	-70.00	-6%
BESTHLDNG	14.90	15.70	-0.80	-5%



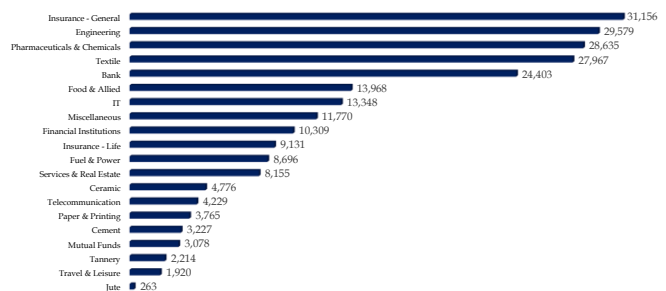
STATUS: HIGH CAP COMPANIES

Company	FF Mkt. Cap (MN)	Turnover (MN)	
		Daily	Weekly
SQURPHARMA	110,899	247	1013
BRACBANK	80,727	749	2205
ISLAMIBANK	51,106	11	57
WALTONHIL	43,986	49	123
BXPHARMA	43,825	302	1915
GP	35,054	82	387
PUBALIBANK	39,653	21	92
BATBC	31,365	59	224
CITYBANK	38,980	278	940
EBL	28,060	116	646

Daily Sector Wise Turnover Bdt (MN)



Monthly Sector Wise Turnover Bdt (MN)



Sector	Mkt Cap (BDT BN)	Sector Return	PE(x)	Daily Turnover (BDT MN)	Turnover Δ%	Turnover as % of Mkt. Cap
Jute	2,748.08	1.67%	21.48	26.99	-9.06%	0.98%
Travel & Leisure	35,256.55	-2.22%	59.60	118.92	25.81%	0.34%
Tannery	24,595.37	0.01%	34.59	133.63	21.93%	0.54%
Mutual Funds	26,227.10	2.53%	0.00	188.41	21.26%	0.72%
Cement	100,806.59	1.46%	19.89	239.13	44.75%	0.24%
Paper & Printing	22,467.68	-0.38%	0.00	142.40	-13.41%	0.63%
Telecommunication	550,752.88	-0.24%	11.74	296.08	9.77%	0.05%
Ceramic	22,482.51	1.39%	0.00	246.94	63.66%	1.10%
Services & Real Estate	27,009.20	2.24%	24.91	588.66	69.29%	2.18%
Fuel & Power	303,645.70	0.66%	10.29	707.77	58.78%	0.23%
Insurance - Life	54,315.92	0.18%	28.11	244.50	-7.91%	0.45%
Financial Institutions	108,620.67	0.66%	14.86	712.75	-7.90%	0.66%
Miscellaneous	142,255.64	-0.66%	59.28	1174.59	-7.18%	0.83%
IT	33,808.90	1.76%	32.91	770.15	22.53%	2.28%
Food & Allied	232,712.38	0.08%	0.00	581.90	9.80%	0.25%
Bank	741,602.20	0.10%	5.66	1990.36	20.53%	0.27%
Textile	137,507.39	1.59%	21.56	2332.98	45.90%	1.70%
Pharmaceuticals & Chemicals	603,318.45	0.30%	22.35	1735.48	21.75%	0.29%

Script	Turnover as % of Free Float	Return %	Close Price	P/E	RSI (14)	Williams (14)	SMA (20)	SMA (200)
FEKDIL	19.43%	170.00%	19.60	19.26	77.46	0.00	16.54	15.84
MALEKSPIN	15.37%	270.00%	36.70	48.32	82.67	-3.75	30.64	29.03
NFML	12.63%	0.00%	23.20	11.09	74.19	-12.82	19.61	14.26
ITC	10.57%	50.0%	48.40	23.83	80.18	-7.32	43.10	40.17
DSHGARME	10.41%	70.00%	155.40	157.12	66.29	-37.39	147.91	117.61
IBP	10.16%	30.00%	17.90	25.41	73.79	-13.51	15.62	12.94
SAPORTL	9.62%	130.00%	52.80	34.47	51.85	-85.82	53.48	45.15
APEXSPINN	9.25%	2550.00%	399.40	83.71	61.64	-6.75	350.21	218.99
SILVAPHIL	8.96%	140.00%	15.60	14.96	72.69	0.00	13.52	10.80
BDTHAI	7.34%	-20.00%	20.50	27.19	65.95	-33.33	18.30	12.35

MARKET NEWS:

SYMBOL	SUBJECT	NEWS
AAMRATECH	Board Meeting schedule under LR 19(1)	As per Regulation 19(1) of the Dhaka Stock Exchange (Listing) Regulations, 2015, the Company has informed that a meeting of the Board of Directors will be held on July 12, 2026 at 2:30 PM to consider, among others, audited financial statements of the Company for the year ended June 30, 2025.
BESTHLDNG	Dividend Declaration	The Board of Directors has recommended No dividend for the year ended June 30, 2025. Date and Time of the AGM: Will be notified after the order by the Honorable Court, Venue: Will be notified through the AGM notice. Record Date: Will be notified after the order by the Honorable Court. (cont.)
PHOENIXFIN	Dividend Declaration	The Board of Directors has recommended No dividend for the year ended December 31, 2025. Date of AGM: 27.08.2026, Time: 11:30 AM, Venue: Hybrid system physically at Muktiyuddho Smrity Milonayaton (1st floor), Institution of Diploma Engineers, Bangladesh, 160/A, Kakrail, VIP Road, Dhaka and Digital Link: https:// phoenixfinance.bdvirtualagm.com . Record Date: 23.07.2026. The Company has also reported EPS of Tk. (20.45), NAV per share of Tk. (102.46) (cont.)

DISCLAIMER

This report (The Daily Market Insight) has no regard to the specific investment objectives, financial situation or particular needs of any specific recipient. The report is published solely for informational purposes and is not to be construed as a solicitation or an offer to buy or sell any security. The report is based on information obtained from sources believed to be reliable but is neither guaranteed as being accurate, nor is it a complete statement or summary of the securities, markets or developments referred to in the report. The report should not be regarded by recipients as a substitute for the exercise of their own judgment. Any opinions expressed herein are subject to change without notice. Neither BRAC EPL Investments Limited nor any of its employees accept no liability whatsoever for any loss or damage of any kind arising out of the use all or any part of this report. The information provided in this document is not intended for distribution to, or use by, any person or entity in any jurisdiction or country where such distribution or use would be contrary to law or regulation or which would subject BRAC EPL Investments Limited or its affiliates to any registration requirement within such jurisdiction or country. No part of this report may be reproduced or distributed in any manner without the written permission of BRAC EPL Investments Limited. This disclaimer applies to the Report in their entirety, irrespective of whether the Report is used or viewed in whole or in part.

BRAC EPL INVESTMENTS LIMITED

MD. ABDULLAH ABU SYADE, HEAD OF STRATEGY & INVESTMENT	TANZILA ZAHAN, SENIOR ANALYST, RESEARCH
---	---