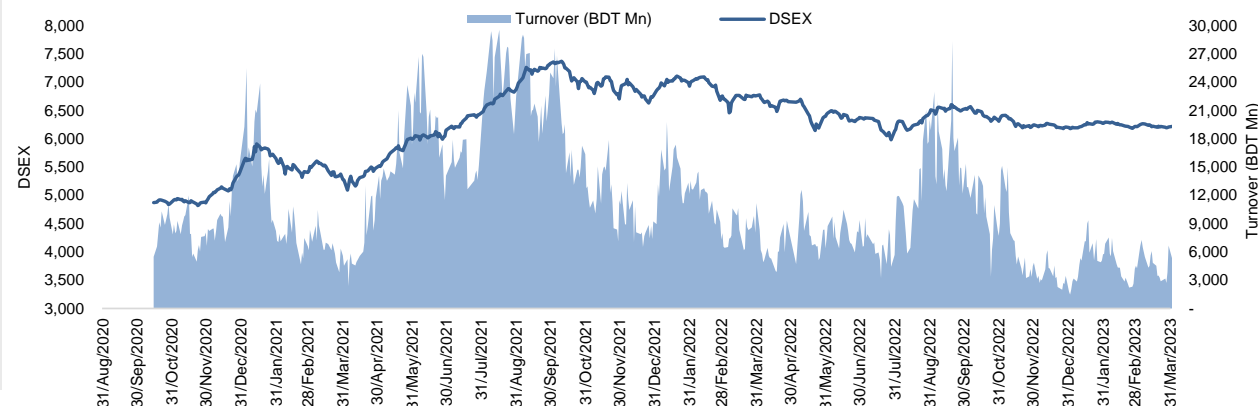


## Daily Market Update

The market closed in green today. The benchmark index DSEX (+0.18%) gained 10.99 points and closed at 6,217.79. The blue-chip index DS30 (+0.02%), the Shariah-based index DSES (+0.26%), and the large-cap index CDSET (+0.03%) closed at 2,209.78, 1,352.90, and 1,210.18 points, respectively. Most of the large-cap sectors posted positive performance today. Food & Allied booked the highest gain of 0.53% followed by Pharmaceutical (+0.16%), Fuel & Power (+0.08%), NBF ( +0.04%), Engineering (+0.01%), Telecommunication (0.00%), and Bank (-0.06%), respectively. Block trades contributed 5.7% of the overall market turnover. Genex Infosys Limited (+3.2%) was the most traded share with a turnover of BDT 370 million.



Index	Closing	Opening	Point Δ	%Δ	YTD %Δ
DSEX	6,217.79	6,206.80	+10.99	+0.18%	+0.2%
DS30	2,209.78	2,209.44	+0.34	+0.02%	+0.7%
DSES	1,352.90	1,349.33	+3.57	+0.26%	-0.4%
CDSET	1,210.18	1,209.83	+0.35	+0.03%	-0.3%

	Advanced	Declined	Unchanged	Total
All Category	84	49	196	329
A Category (Equity)	60	27	137	224
B Category (Equity)	20	16	49	85
N Category (Equity)	0	2	3	5
Z Category (Equity)	4	4	7	15
Mutual Funds	0	0	22	22
Corporate Bonds	0	0	1	1
Treasury Bonds	0	0	0	0

\* Based on Traded Scripts

		Today	Last Day	Daily %Δ
Mcap	Mn BDT	7,629,915	7,623,663	+0.1%
	Mn USD	71,980	71,921	
Turnover	Mn BDT	5,318	6,668	-20.2%
	Mn USD	50	63	
Volume	Mn Shares	82	82	-0.6%
No. of Trade		114,491	110,516	+3.6%

\* Average Interbank Exchange Rate is BDT 106.00 as of Mar 30, 2023

Fahim Hassan  
Research Analyst

(880) 1709636546  
fahim.hassan@bracepl.com

Md. Tanvir Ahmed  
Research Associate

(880) 1708805201  
mtanvir.ahmed@bracepl.com

Figure: Sectorial Turnover (BDT Mn)

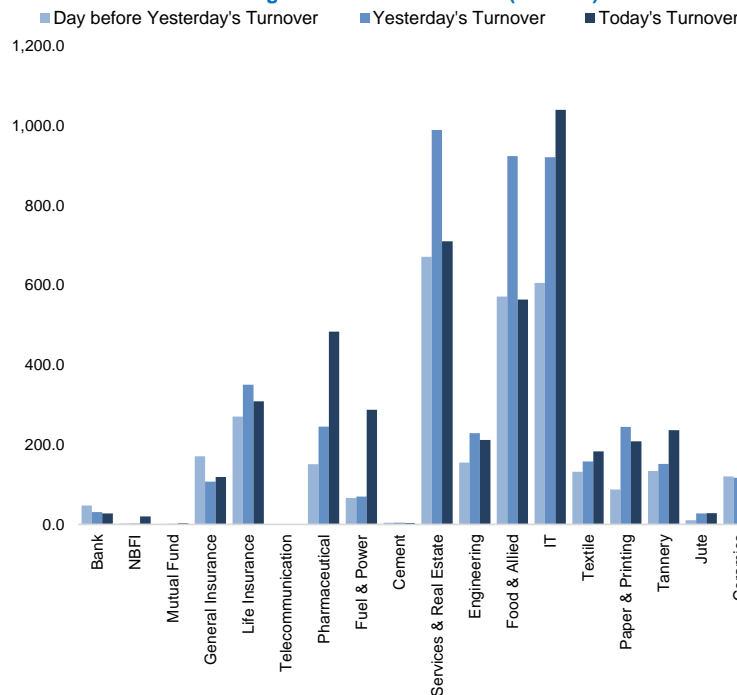
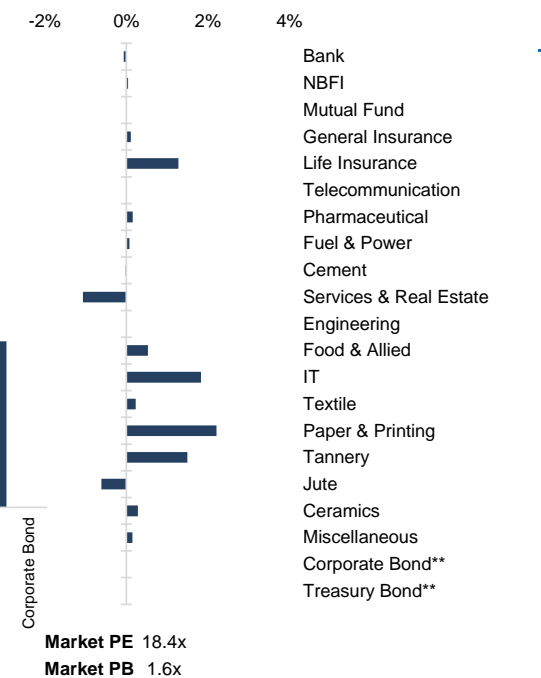


Figure: Sectorial Mcap Change



Market PE 18.4x

Market PB 1.6x

Sector Index	Closing	Opening	Points Δ	%Δ	No. of Companies	Mcap (BDT Mn)	% of Total Mcap	Turnover (BDT Mn)	% of Total Turnover	PE	PB	Top Twenty Market Cap	Mcap (BDT Mn)	% of Total Mcap	Turnover (BDT Mn)	PE	PB
Bank	1,426	1,427	-0.90	-0.06%	35	672,815	8.9%	27.3	0.5%	7.8x	0.7x	GP	386,996	8.6%	0.4	12.9x	8.4x
NBFI	1,917	1,916	+0.78	+0.04%	23	187,015	2.5%	20.0	0.4%	NM	4.4x	WALTONHIL	317,378	7.1%	0.0	40.4x	4.8x
Mutual Fund	825	825	-	-	37	37,324	0.5%	2.8	0.1%	NM	0.7x	BATBC	280,098	6.2%	0.5	15.7x	6.8x
General Insurance	3,065	3,062	+3.34	+0.11%	42	89,461	1.2%	118.6	2.4%	15.1x	1.4x	SQURPHARM/	185,977	4.1%	2.0	9.7x	1.8x
Life Insurance	2,580	2,548	+32.49	+1.28%	14	72,356	1.0%	308.4	6.1%	NM	NM	ROBI	157,138	3.5%	0.1	85.7x	2.4x
Telecommunication	4,946	4,946	-	-	3	580,232	7.7%	0.5	0.0%	16.8x	4.7x	RENATA	139,689	3.1%	0.1	31.1x	4.7x
Pharmaceutical	3,678	3,672	+5.84	+0.16%	34	713,497	9.4%	483.3	9.6%	18.4x	2.4x	UPGDCL	135,475	3.0%	0.0	15.4x	4.7x
Fuel & Power	1,695	1,693	+1.32	+0.08%	23	447,023	5.9%	287.5	5.7%	17.9x	1.1x	BEXIMCO	103,571	2.3%	0.0	9.0x	1.2x
Cement	2,310	2,310	-0.35	-0.02%	7	110,925	1.5%	3.9	0.1%	57.9x	2.6x	BERGERPBL	80,317	1.8%	1.3	27.2x	6.7x
Services & Real Esta	2,299	2,323	-24.69	-1.06%	8	90,818	1.2%	709.7	14.2%	38.6x	1.2x	MARICO	76,277	1.7%	0.1	20.7x	28.6x
Engineering	4,477	4,476	+0.59	+0.01%	42	525,396	7.0%	211.9	4.2%	56.1x	2.1x	ICB	74,119	1.6%	0.0	NM	1.7x
Food & Allied	21,866	21,751	+114.98	+0.53%	21	389,616	5.2%	563.6	11.2%	20.2x	8.1x	BXPHARMA	65,222	1.5%	2.1	14.1x	1.6x
IT	3,481	3,418	+62.69	+1.83%	11	45,382	0.6%	1,039.1	20.7%	33.8x	3.1x	BEACONPHAR	59,252	1.3%	22.1	63.2x	9.6x
Textile	1,585	1,582	+3.61	+0.23%	58	167,075	2.2%	183.1	3.7%	44.5x	1.1x	BRACBANK	57,619	1.3%	0.1	10.9x	1.0x
Paper & Printing	10,638	10,407	+230.24	+2.21%	6	40,986	0.5%	208.5	4.2%	40.5x	2.1x	ISLAMIBANK	52,808	1.2%	0.7	10.8x	0.8x
Tannery	3,181	3,134	+46.91	+1.50%	6	33,594	0.4%	236.6	4.7%	48.6x	3.2x	DUTCHBANGL	43,554	1.0%	0.0	7.4x	1.1x
Jute	12,673	12,751	-77.88	-0.61%	3	3,100	0.0%	28.0	0.6%	NM	4.8x	TITASGAS	40,459	0.9%	0.0	13.2x	0.5x
Ceramics	694	692	+1.94	+0.28%	5	32,091	0.4%	166.0	3.3%	42.0x	1.9x	UNILEVERCL	38,551	0.9%	41.1	52.8x	22.9x
Miscellaneous	4,098	4,092	+6.14	+0.15%	14	223,149	3.0%	416.4	8.3%	13.2x	1.8x	POWERGRID	37,347	0.8%	0.0	NM	0.4x
Corporate Bond**	88	88	-	-	9	36,390	0.5%	0.2	0.0%	NM	NM	SUMITPOWER	36,308	0.8%	0.0	10.7x	0.9x
Treasury Bond**	96	96	-	-	252	3,054,135	40.4%	0.0	0.0%	NM	NM						

Top Ten Gainers	Close Price (BDT)	Δ%	Turnover (BDT Mn)	PE	PB	Top Twenty Free Float Mcap	Free Float Mcap (BDT Mn)	% of Total Free Float Mcap	PE	PB	Most Traded Share	Close Price (BDT)	Δ%	Turnover (BDT Mn)	PE	PB
LEGACYFOOT	81.7	+9.8%	103.2	NM	9.0x	SQURPHARMA	121,499	7.1%	9.7x	1.8x	GENEXIL	100.2	+3.2%	369.8	30.3x	5.4x
AAMRATECH	39.2	+9.8%	96.5	34.8x	1.7x	BATBC	74,086	4.3%	15.7x	6.8x	BSC	130.4	+2.4%	335.8	8.7x	1.6x
INTRACO	35.7	+9.5%	273.6	23.6x	2.9x	BEXIMCO	69,196	4.1%	9.0x	1.2x	EHL	110.9	+2.0%	295.6	17.4x	1.5x
METROSPIN	34.2	+9.3%	58.1	35.0x	1.6x	RENATA	68,042	4.0%	31.1x	4.7x	INTRACO	35.7	+9.5%	273.6	23.6x	2.9x
APEXFOODS	266.3	+8.3%	36.0	35.0x	2.1x	BEACONPHAR	48,413	2.8%	63.2x	9.6x	ORIONPHARM	81.6	+2.5%	242.7	23.2x	0.9x
GEMINISEA	567.8	+7.5%	75.2	40.5x	33.1x	BXPHARMA	45,564	2.7%	14.1x	1.6x	AAMRANET	65.9	+4.6%	228.8	20.7x	1.7x
NAVANAPHAR	71.7	+7.0%	53.1	18.2x	2x	GP	38,700	2.3%	12.9x	8.4x	UNIQUEHRL	75.0	-1.3%	202.1	16.7x	0.9x
GQBALLPEN	89.2	+6.7%	8.6	NM	0.7x	BRACBANK	30,976	1.8%	10.9x	1.0x	RDFOOD	46.0	+3.1%	193.2	39.9x	2.9x
APEXFOOT	318.7	+6.3%	119.9	25.7x	1.4x	LHBL	26,980	1.6%	16.9x	4.2x	SEAPEARL	287.8	-2.6%	162.5	69.9x	20.3x
BDTHAIFOOD	37.2	+6.0%	18.7	79.2x	2.5x	ISLAMIBANK	24,166	1.4%	10.8x	0.8x	ADNTEL	162.2	-0.9%	158.0	48.1x	5.7x
Top Ten Losers	Close Price (BDT)	Δ%	Turnover (BDT Mn)	PE	PB						Block Trade	Maximum Price (BDT)	Minimum Price (BDT)	No. of Trade	Quantity ('000)	Turnover (BDT Mn)
MIRACLEIND	26.4	-5.4%	12.0	NM	0.9x	PUBALIBANK	18,525	1.1%	5.5x	0.6x	AL-HAJTEX	191.2	180.0	29.0	339	61.57
INTECH	26.3	-5.1%	16.0	NM	23x	CITYBANK	18,211	1.1%	4.5x	0.8x	SEAPEARL	299.2	290.0	2.0	90	26.09
JUTESPINN	233.8	-3.9%	1.1	NM	NM	SEAPEARL	18,067	1.1%	69.9x	20.3x	BANKASIA	20.2	20.2	1.0	1,080	21.81
ISNLTD	48.9	-3.2%	12.0	82.9x	14.5x	OLYMPIC	17,642	1.0%	20.6x	3.3x	ROBI	15,714	0.9%	85.7x	2.4x	18.67
SEAPEARL	287.8	-2.6%	162.5	69.9x	20.3x	ALARABANK	14,483	0.9%	14.6x	1.1x	BSRMLTD	14,210	0.8%	NM	0.7x	17.26
EMERALDOIL	30.8	-2.5%	4.5	NM	NM	PRIMEBANK	13,766	0.8%	6.3x	0.7x	ADNTEL	157.0	150.0	2.0	112	17.26
NAVANACNG	23.6	-2.5%	1.7	NM	0.7x	UPGDCL	13,547	0.8%	15.4x	4.7x	SALVOCHEM	62.5	61.7	4.0	244	15.05
STYLECRAFT	82.5	-2.4%	5.5	NM	5.2x						GEMINISEA	555.0	489.1	8.0	28	14.35
ARAMITCEM	22.1	-2.2%	3.5	NM	4.5x						BSCCL	200.0	199.8	10.0	54	10.76
APEXTANRY	106.8	-2.2%	4.4	NM	1.8x						SQURPHARMA	209.8	203.0	12.0	45	9.31
											ANWARGALV	217.0	213.0	2.0	39	8.38

\* NBFI Sector PE calculation methodology has been modified to reflect positive earnings only.

\*\* The base of the Bond Index starts at 100, starting from Jan 13, 2022

Similarly, Treasury Bond Index starts at 100, starting from Oct 10, 2022

\* NBFI Sector PE calculation methodology has been modified to reflect positive earnings only.

\*\* The base of the Bond Index starts at 100, starting from Jan 13, 2022

Similarly, Treasury Bond Index starts at 100, starting from Oct 10, 2022

Block Trade	Maximum Price (BDT)	Minimum Price (BDT)	Turnover (BDT Mn)	Quantity ('000)	No. of Trade
AL-HAJTEX	191.2	180.0	61.6	339	29
SEAPPEARL	299.2	290.0	26.1	90	2
BANKASIA	20.2	20.2	21.8	1,080	1
AAMRANET	63.6	56.8	18.7	297	6
ADNTEL	157.0	150.0	17.3	112	2
SALVOCHEM	62.5	61.7	15.1	244	4
GEMINISEA	555.0	489.1	14.4	28	8
BSCCL	200.0	199.8	10.8	54	10
SQURPHARMA	209.8	203.0	9.3	45	12
ANWARGALV	217.0	213.0	8.4	39	2
METROSPIN	33.5	32.5	7.9	240	5
GENNEXT	6.0	6.0	7.4	1,230	1
AOL	33.0	33.0	6.6	200	2
RDFOOD	43.7	43.7	6.6	150	1
BEXIMCO	104.8	104.1	6.2	59	5
GENEXIL	97.5	97.5	4.9	50	1
ORIONPHARM	85.0	81.1	4.8	56	2
PDL	10.1	10.1	4.3	428	1
IPDC	58.5	55.6	4.0	69	2
SAIFPOWER	26.9	26.8	3.9	144	4
BATBC	528.0	479.8	3.6	7	4
ROBI	27.0	27.0	3.5	131	5
<b>Total</b>			<b>303.0</b>		<b>156</b>

#### Upcoming Corporate Events

DSE Ticker	Right Share	Dividend		Event	Date
		Stock	Cash		
UNILEVERCL		60.0%	240%	Record Date	3-Apr-23
BDFINANCE		0.0%	10%	Record Date	4-Apr-23
BANKASIA		0.0%	15%	Record Date	6-Apr-23
SKICL		2.0%	12%	Record Date	9-Apr-23
UNITEDINS		0.0%	10%	Record Date	9-Apr-23
CENTRALINS		0.0%	15%	Record Date	16-Apr-23
UNITEDFIN		0.0%	5%	Record Date	16-Apr-23
PHENIXINS		0.0%	15%	Record Date	17-Apr-23
PRIMELIFE		0.0%	2%	Record Date	17-Apr-23
DBH		2.0%	15%	Record Date	18-Apr-23
PIONEERINS		5.0%	25%	Record Date	27-Apr-23
ICBIBANK		0.0%	0%	Record Date	11-May-23

#### Important DSE News

##### STANCERAM

**(Q2 Un-audited):** EPS was Tk. (1.33) for October-December 2022 as against Tk. 0.03 for October-December 2021; EPS was Tk. (4.33) for July-December 2022 as against Tk. (2.30) for July-December 2021. NOCFPS was Tk. (2.54) for July-December 2022 as against Tk. (0.36) for July-December 2021. NAV per share was Tk. 2.33 as on December 31, 2022 and Tk. 6.66 as on June 30, 2022.

##### GENNEXT

A.J Corporation Limited, a Corporate Director of the Company, has further informed that it has completed its buying of 15,00,000 shares of the company at prevailing market price through Dhaka Stock Exchange Limited as per declaration disseminated on 23.03.2023.

**Disclaimer:** This report has been prepared by BRAC EPL Stock Brokerage Ltd and is provided for information purposes. It is not, under any circumstances, to be used or considered as an offer to sell, or a solicitation of any offer to buy. Reasonable care has been taken to ensure that the information is not untrue and misleading. BRAC EPL Stock Brokerage Ltd makes no representation or warranty as to the accuracy or completeness of such information. All opinions and estimates included in this report constitute our judgment as of this date and are subject to change without notice.