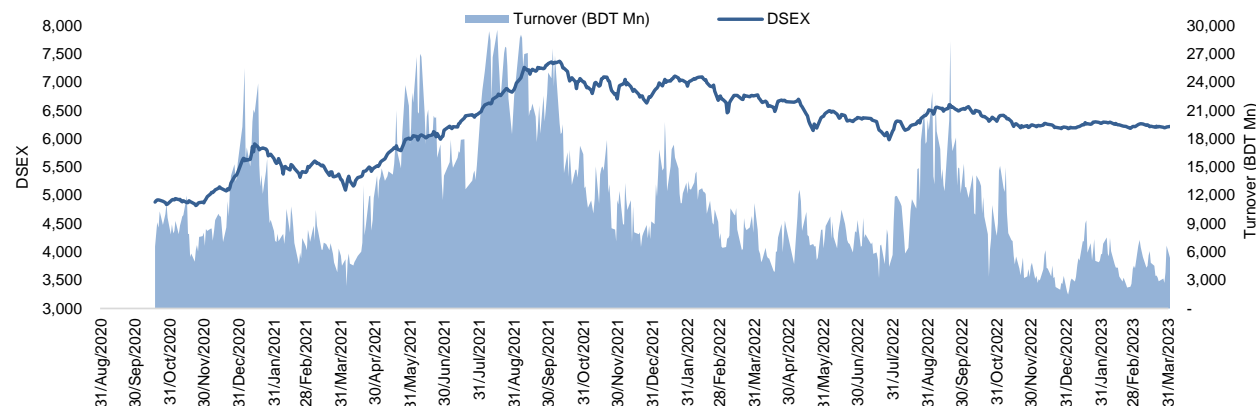


Daily Market Update

The market closed in red today. The benchmark index DSEX (-0.07%) lost 4.34 points and closed at 6,213.45. The blue-chip index DS30 (-0.09%), the Shariah-based index DSES (-0.30%), and the large-cap index CDSET (-0.13%) closed at 2,207.76, 1,348.78, and 1,208.60 points, respectively. Large-cap sectors posted mixed performance today. Bank booked the highest gain of 0.12% followed by NBFi (+0.03%), Food & Allied (+0.02%), Fuel & Power (+0.01%). Pharmaceutical experienced the highest loss of 0.33% followed by Engineering (-0.05%), Telecommunication (0.00%). Block trades contributed 10.0% of the overall market turnover. Bangladesh Shipping Corporation (+2.1%) was the most traded share with a turnover of BDT 429 million.



| Index | Closing | Opening | Point Δ | %Δ | YTD %Δ |
|-------|----------|----------|---------|--------|--------|
| DSEX | 6,213.45 | 6,217.79 | -4.34 | -0.07% | +0.1% |
| DS30 | 2,207.76 | 2,209.78 | -2.02 | -0.09% | +0.6% |
| DSES | 1,348.78 | 1,352.90 | -4.12 | -0.30% | -0.7% |
| CDSET | 1,208.60 | 1,210.18 | -1.58 | -0.13% | -0.5% |

| | Advanced | Declined | Unchanged | Total |
|---------------------|----------|----------|-----------|-------|
| All Category | 54 | 71 | 208 | 333 |
| A Category (Equity) | 28 | 51 | 147 | 226 |
| B Category (Equity) | 23 | 13 | 52 | 88 |
| N Category (Equity) | 1 | 1 | 3 | 5 |
| Z Category (Equity) | 2 | 6 | 6 | 14 |
| Mutual Funds | 0 | 1 | 22 | 23 |
| Corporate Bonds | 0 | 0 | 1 | 1 |
| Treasury Bonds | 0 | 0 | 0 | 0 |

* Based on Traded Scripts

| | | Today | Last Day | Daily %Δ |
|--------------|-----------|-----------|-----------|----------|
| Mcap | Mn BDT | 7,627,818 | 7,629,915 | -0.0% |
| | Mn USD | 71,288 | 71,308 | |
| Turnover | Mn BDT | 5,758 | 5,318 | +8.3% |
| | Mn USD | 54 | 50 | |
| Volume | Mn Shares | 83 | 82 | +0.8% |
| | | | | |
| No. of Trade | | 122,935 | 114,491 | +7.4% |

* Average Interbank Exchange Rate is BDT 107.00 as of Apr 02, 2023

Fahim Hassan
 Research Analyst

(880) 1709636546
 fahim.hassan@bracepl.com

Md. Tanvir Ahmed
 Research Associate

(880) 1708805201
 mtanvir.ahmed@bracepl.com

Figure: Sectorial Turnover (BDT Mn)

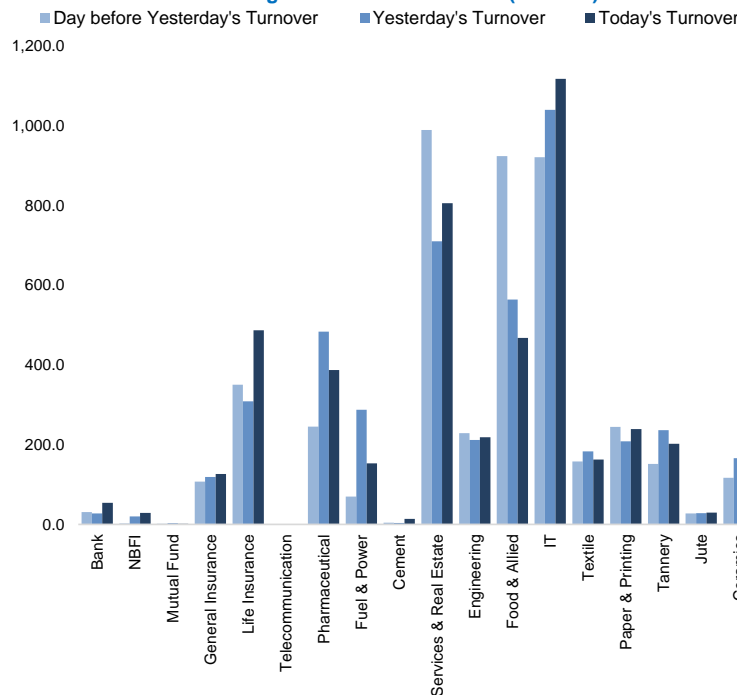
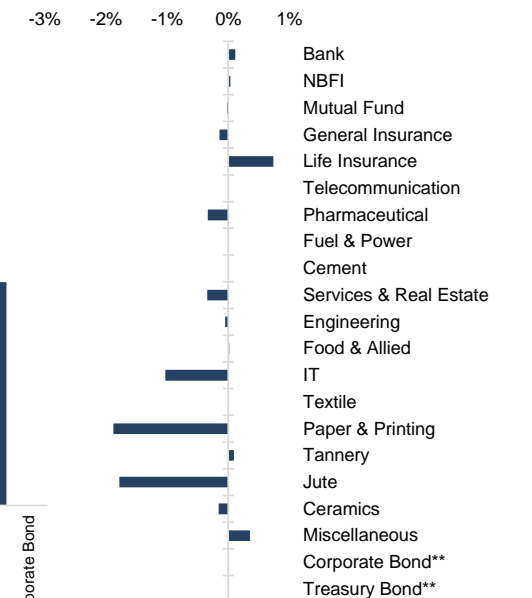


Figure: Sectorial Mcap Change



Market PE 18.4x

Market PB 1.5x

| Sector Index | Closing | Opening | Points Δ | %Δ | No. of Companies | Mcap (BDT Mn) | % of Total Mcap | Turnover (BDT Mn) | % of Total Turnover | PE | PB | Top Twenty Market Cap | Mcap (BDT Mn) | % of Total Mcap | Turnover (BDT Mn) | PE | PB |
|----------------------|---------|---------|----------|--------|------------------|---------------|-----------------|-------------------|---------------------|-------|------|-----------------------|---------------|-----------------|-------------------|-------|-------|
| Bank | 1,428 | 1,426 | +1.65 | +0.12% | 35 | 673,591 | 8.9% | 53.9 | 1.0% | 7.8x | 0.7x | GP | 386,996 | 8.6% | 0.5 | 12.9x | 8.4x |
| NBFI | 1,918 | 1,917 | +0.64 | +0.03% | 23 | 187,078 | 2.5% | 28.9 | 0.6% | NM | 4.4x | WALTONHIL | 317,378 | 7.1% | 0.0 | 40.4x | 4.8x |
| Mutual Fund | 825 | 825 | -0.15 | -0.02% | 37 | 37,318 | 0.5% | 1.7 | 0.0% | NM | 0.7x | BATBC | 280,098 | 6.2% | 1.3 | 15.7x | 6.8x |
| General Insurance | 3,061 | 3,065 | -4.33 | -0.14% | 42 | 89,334 | 1.2% | 126.8 | 2.4% | 15.0x | 1.4x | SQURPHARM/ | 185,977 | 4.1% | 2.7 | 9.7x | 1.8x |
| Life Insurance | 2,599 | 2,580 | +19.04 | +0.74% | 14 | 72,890 | 1.0% | 486.6 | 9.4% | NM | NM | ROBI | 157,138 | 3.5% | 0.2 | 85.7x | 2.4x |
| Telecommunication | 4,946 | 4,946 | - | - | 3 | 580,232 | 7.7% | 0.7 | 0.0% | 16.8x | 4.7x | RENATA | 139,689 | 3.1% | 0.1 | 31.1x | 4.7x |
| Pharmaceutical | 3,666 | 3,678 | -12.24 | -0.33% | 34 | 711,122 | 9.4% | 387.3 | 7.5% | 18.4x | 2.4x | UPGDCL | 135,475 | 3.0% | 0.0 | 15.4x | 4.7x |
| Fuel & Power | 1,695 | 1,695 | +0.21 | +0.01% | 23 | 447,078 | 5.9% | 153.1 | 3.0% | 17.9x | 1.1x | BEXIMCO | 103,571 | 2.3% | 1.2 | 9.0x | 1.2x |
| Cement | 2,310 | 2,310 | +0.02 | +0.00% | 7 | 110,926 | 1.5% | 14.0 | 0.3% | 57.9x | 2.6x | BERGERPBL | 80,489 | 1.8% | 1.5 | 27.3x | 6.7x |
| Services & Real Esta | 2,291 | 2,299 | -7.85 | -0.34% | 8 | 90,508 | 1.2% | 805.7 | 15.5% | 38.5x | 1.2x | MARICO | 76,277 | 1.7% | 0.5 | 20.7x | 28.6x |
| Engineering | 4,474 | 4,477 | -2.27 | -0.05% | 42 | 525,130 | 7.0% | 218.6 | 4.2% | 56.1x | 2.1x | ICB | 74,119 | 1.7% | 0.0 | NM | 1.7x |
| Food & Allied | 21,870 | 21,866 | +4.15 | +0.02% | 21 | 389,690 | 5.2% | 467.8 | 9.0% | 20.2x | 8.1x | BXPHARMA | 65,222 | 1.5% | 1.9 | 14.1x | 1.6x |
| IT | 3,445 | 3,481 | -35.78 | -1.03% | 11 | 44,915 | 0.6% | 1,117.3 | 21.6% | 33.4x | 3.1x | BEACONPHAR | 57,842 | 1.3% | 27.3 | 61.7x | 9.4x |
| Textile | 1,585 | 1,585 | +0.02 | +0.00% | 58 | 167,077 | 2.2% | 162.7 | 3.1% | 44.5x | 1.1x | BRACBANK | 57,619 | 1.3% | 0.1 | 10.9x | 1.0x |
| Paper & Printing | 10,438 | 10,638 | -200.00 | -1.88% | 6 | 40,216 | 0.5% | 238.9 | 4.6% | 39.7x | 2.0x | ISLAMIBANK | 52,808 | 1.2% | 2.7 | 10.8x | 0.8x |
| Tannery | 3,184 | 3,181 | +2.99 | +0.09% | 6 | 33,625 | 0.4% | 202.4 | 3.9% | 48.7x | 3.2x | DUTCHBANGL | 43,554 | 1.0% | 0.1 | 7.4x | 1.1x |
| Jute | 12,448 | 12,673 | -225.71 | -1.78% | 3 | 3,045 | 0.0% | 29.8 | 0.6% | NM | 4.8x | TITASGAS | 40,459 | 0.9% | 0.0 | 13.2x | 0.5x |
| Ceramics | 693 | 694 | -1.10 | -0.16% | 5 | 32,040 | 0.4% | 128.2 | 2.5% | 42.0x | 1.9x | UNILEVERCL | 38,551 | 0.9% | 0.0 | 52.8x | 22.9x |
| Miscellaneous | 4,113 | 4,098 | +14.59 | +0.36% | 14 | 223,943 | 3.0% | 559.8 | 10.8% | 13.2x | 1.8x | POWERGRID | 37,347 | 0.8% | 0.0 | NM | 0.4x |
| Corporate Bond** | 88 | 88 | - | - | 9 | 36,390 | 0.5% | 0.1 | 0.0% | NM | NM | SUMITPOWER | 36,308 | 0.8% | 0.1 | 10.7x | 0.9x |
| Treasury Bond** | 96 | 96 | - | - | 252 | 3,054,135 | 40.5% | 0.0 | 0.0% | NM | NM | | | | | | |

| Top Ten Gainers | Close Price (BDT) | Δ% | Turnover (BDT Mn) | PE | PB | Top Twenty Free Float Mcap | Free Float Mcap (BDT Mn) | % of Total Free Float Mcap | PE | PB | Most Traded Share | Close Price (BDT) | Δ% | Turnover (BDT Mn) | PE | PB |
|-----------------|-------------------|--------|-------------------|-------|-------|----------------------------|--------------------------|----------------------------|-------|-------|-------------------|---------------------|---------------------|-------------------|-----------------|-------------------|
| SAMATALETH | 77.0 | +10.0% | 34.3 | NM | 5.4x | SQURPHARMA | 121,499 | 7.1% | 9.7x | 1.8x | BSC | 133.1 | +2.1% | 429.0 | 8.9x | 1.7x |
| BDAUTOCA | 147.5 | +10.0% | 43.1 | NM | 20.4x | BATBC | 74,086 | 4.3% | 15.7x | 6.8x | UNIQUEHRL | 75.6 | +0.8% | 339.6 | 16.8x | 0.9x |
| LEGACYFOOT | 89.8 | +9.9% | 96.0 | NM | 9.9x | BEXIMCO | 69,196 | 4.1% | 9.0x | 1.2x | GENEXIL | 97.6 | -2.6% | 327.9 | 29.5x | 5.3x |
| UNIONCAP | 8.5 | +9.0% | 9.0 | NM | NM | RENATA | 68,042 | 4.0% | 31.1x | 4.7x | EHL | 107.5 | -3.1% | 305.5 | 16.9x | 1.4x |
| STANCERAM | 119.0 | +8.3% | 4.4 | NM | 51.1x | BEACONPHAR | 48,413 | 2.8% | 61.7x | 9.4x | AAMRANET | 65.3 | -0.9% | 234.8 | 20.5x | 1.7x |
| GEMINISEA | 610.3 | +7.5% | 58.4 | 43.5x | 35.5x | BXPHARMA | 45,564 | 2.7% | 14.1x | 1.6x | ADNTEL | 157.8 | -2.7% | 156.1 | 46.8x | 5.5x |
| AAMRATECH | 42.1 | +7.4% | 145.8 | 37.3x | 2x | GP | 38,700 | 2.3% | 12.9x | 8.4x | AAMRATECH | 42.1 | +7.4% | 145.8 | 37.3x | 1.8x |
| PRIMELIFE | 63.4 | +4.8% | 35.0 | NM | NM | BRACBANK | 30,976 | 1.8% | 10.9x | 1.0x | RUPALILIFE | 97.9 | +1.7% | 129.0 | NM | NM |
| AZIZPIPES | 91.0 | +4.4% | 7.8 | NM | NM | LHBL | 26,980 | 1.6% | 16.9x | 4.2x | OLYMPIC | 157.8 | -0.4% | 124.6 | 20.5x | 3.3x |
| GQBALLPEN | 92.9 | +4.1% | 10.7 | NM | 0.8x | ISLAMIBANK | 24,166 | 1.4% | 10.8x | 0.8x | SEAPEARL | 287.2 | -0.2% | 122.2 | 69.7x | 20.3x |
| Top Ten Losers | Close Price (BDT) | Δ% | Turnover (BDT Mn) | PE | PB | | | | | | Block Trade | Maximum Price (BDT) | Minimum Price (BDT) | No. of Trade | Quantity ('000) | Turnover (BDT Mn) |
| OIMEX | 16.8 | -4.0% | 6.4 | NM | 1.5x | PUBALIBANK | 18,525 | 1.1% | 5.5x | 0.6x | SEAPEARL | 271.0 | 262.7 | 11.0 | 466 | 123.49 |
| BDCOM | 41.4 | -3.9% | 118.0 | 29.1x | 3x | CITYBANK | 18,211 | 1.1% | 4.5x | 0.8x | GEMINISEA | 610.3 | 529.1 | 16.0 | 217 | 121.63 |
| JHRML | 77.2 | -3.7% | 94.0 | 22.9x | 2.4x | SEAPEARL | 18,067 | 1.1% | 69.7x | 20.3x | SQURPHARMA | 204.4 | 202.9 | 23.0 | 142 | 28.94 |
| PAPERPROC | 165.1 | -3.5% | 25.3 | 38.5x | 5.1x | OLYMPIC | 17,642 | 1.0% | 20.5x | 3.3x | SUNLIFEINS | 47.7 | 47.7 | 2.0 | 528 | 25.19 |
| NAVANAPHAR | 69.4 | -3.2% | 34.9 | 17.6x | 1.8x | ROBI | 15,714 | 0.9% | 85.7x | 2.4x | AAMRANET | 71.3 | 63.0 | 6.0 | 388 | 24.88 |
| EHL | 107.5 | -3.1% | 305.5 | 16.9x | 1.4x | ALARABANK | 14,483 | 0.9% | 14.6x | 1.1x | BEACONPHAR | 278.1 | 278.1 | 1.0 | 88 | 24.45 |
| APEXFOOT | 309.0 | -3.0% | 67.8 | 24.9x | 1.3x | BSRMLTD | 14,210 | 0.8% | NM | 0.7x | RENATA | 1,207.0 | 1,141.8 | 15.0 | 20 | 23.38 |
| BDTHAI | 13.0 | -3.0% | 8.3 | NM | 0.5x | PRIMEBANK | 13,766 | 0.8% | 6.3x | 0.7x | AL-HAJTEX | 191.0 | 180.5 | 12.0 | 109 | 20.30 |
| MONNOAGML | 931.1 | -2.9% | 47.4 | NM | 5.3x | UPGDCL | 13,547 | 0.8% | 15.4x | 4.7x | IPDC | 57.0 | 57.0 | 2.0 | 300 | 17.10 |
| AMBEEPHA | 505.4 | -2.9% | 4.5 | NM | 23.4x | | | | | | GP | 261.6 | 261.6 | 4.0 | 50 | 13.08 |

* NBFI Sector PE calculation methodology has been modified to reflect positive earnings only.

** The base of the Bond Index starts at 100, starting from Jan 13, 2022

Similarly, Treasury Bond Index starts at 100, starting from Oct 10, 2022

* NBFI Sector PE calculation methodology has been modified to reflect positive earnings only.

** The base of the Bond Index starts at 100, starting from Jan 13, 2022

Similarly, Treasury Bond Index starts at 100, starting from Oct 10, 2022

| Block Trade | Maximum Price (BDT) | Minimum Price (BDT) | Turnover (BDT Mn) | Quantity ('000) | No. of Trade |
|--------------|---------------------|---------------------|-------------------|-----------------|--------------|
| SEAPPEARL | 271.0 | 262.7 | 123.5 | 466 | 11 |
| GEMINISEA | 610.3 | 529.1 | 121.6 | 217 | 16 |
| SQURPHARMA | 204.4 | 202.9 | 28.9 | 142 | 23 |
| SUNLIFEINS | 47.7 | 47.7 | 25.2 | 528 | 2 |
| AAMRANET | 71.3 | 63.0 | 24.9 | 388 | 6 |
| BEACONPHAR | 278.1 | 278.1 | 24.4 | 88 | 1 |
| RENATA | 1,207.0 | 1,141.8 | 23.4 | 20 | 15 |
| AL-HAJTEX | 191.0 | 180.5 | 20.3 | 109 | 12 |
| IPDC | 57.0 | 57.0 | 17.1 | 300 | 2 |
| GP | 261.6 | 261.6 | 13.1 | 50 | 4 |
| FINEFOODS | 74.0 | 72.0 | 10.7 | 145 | 4 |
| WALTONHIL | 1,042.0 | 1,042.0 | 10.4 | 10 | 2 |
| ADNTEL | 160.0 | 156.0 | 9.8 | 62 | 4 |
| BEXIMCO | 104.9 | 104.1 | 8.8 | 84 | 5 |
| RUPALILIFE | 96.3 | 88.0 | 8.3 | 92 | 2 |
| SONALIPAPR | 680.0 | 680.0 | 6.8 | 10 | 1 |
| IDLC | 45.0 | 45.0 | 6.6 | 147 | 1 |
| BXPHERMA | 148.0 | 140.1 | 6.5 | 45 | 4 |
| LHBL | 63.0 | 61.0 | 5.7 | 92 | 9 |
| ACMEPL | 35.5 | 35.5 | 5.7 | 160 | 2 |
| MIDLANDBNK | 10.1 | 10.1 | 5.6 | 555 | 2 |
| AFTABAUTO | 24.0 | 24.0 | 4.5 | 189 | 1 |
| Total | | | 573.7 | | 192 |

Upcoming Corporate Events

| DSE Ticker | Right Share | Dividend | | Event | Date |
|------------|-------------|----------|------|-------------|-----------|
| | | Stock | Cash | | |
| BDFINANCE | | 0.0% | 10% | Record Date | 4-Apr-23 |
| BANKASIA | | 0.0% | 15% | Record Date | 6-Apr-23 |
| SKICL | | 2.0% | 12% | Record Date | 9-Apr-23 |
| UNITEDINS | | 0.0% | 10% | Record Date | 9-Apr-23 |
| CENTRALINS | | 0.0% | 15% | Record Date | 16-Apr-23 |
| UNITEDFIN | | 0.0% | 5% | Record Date | 16-Apr-23 |
| PHENIXINS | | 0.0% | 15% | Record Date | 17-Apr-23 |
| PRIMELIFE | | 0.0% | 2% | Record Date | 17-Apr-23 |
| DBH | | 2.0% | 15% | Record Date | 18-Apr-23 |
| PIONEERINS | | 5.0% | 25% | Record Date | 27-Apr-23 |
| ICBIBANK | | 0.0% | 0% | Record Date | 11-May-23 |

Important DSE News

BARKAPOWER

Mr. Md. Ahsanul Kabir, Mr. Faisal Ahmed Chowdhury and Mr. Nanu Kazi Mohammed Miah, who are directors of the company, have expressed their intention to sell their entire holding of 47,12,948 shares, 48,94,122 shares and 47,10,166 shares of the company respectively at prevailing market price (in the Block Market) whereas NRB Ventures (Pvt.) Limited and Fusion Holdings (Pvt) Limited, both are the Corporate Directors of the company, have expressed their intention to buy 40,29,244 shares and 1,02,87,992 shares respectively at prevailing market price (in the Block Market) through Dhaka Stock Exchange Limited within next 30 working days.

Karnaphuli Harbour Limited, one of the Corporate Directors of the Company, has expressed its intention to sell 10,45,958 shares out of its total holding of 62,69,451 shares of the Company at prevailing market price (In the Block Market) through Dhaka Stock Exchange Limited (DSE) within next 30 working days.

RUNNERAUTO

Dhaka Stock Exchange Limited (DSE) has approved the proposed name change of the Company. Accordingly, the name of the Company will be 'Runner Automobiles PLC' instead of 'Runner Automobiles Limited' with effect from April 04, 2023. Other things (except name) will remain unchanged.

ESQUIRENIT

Dhaka Stock Exchange Limited (DSE) has approved the proposed name change of the Company. Accordingly, the name of the Company will be 'Esquire Knit Composite PLC' instead of 'Esquire Knit Composite Limited' with effect from April 04, 2023. Other things (except name) will remain unchanged.

MATINSPINN

Dhaka Stock Exchange Limited (DSE) has approved the proposed name change of the Company. Accordingly, the name of the Company will be 'Matin Spinning Mills PLC' instead of 'Matin Spinning Mills Limited' with effect from April 04, 2023. Other things (except name) will remain unchanged.

UNIONBANK

Refer to their earlier news disseminated by DSE on 05.05.2022 regarding Dividend Declaration, BSEC has accorded its consent for raising of paid-up capital through issuance of 5% Stock Dividend for the year ended December 31, 2021. Record date for entitlement of aforesaid Bonus Shares will be notified later.

SBACBANK

Refer to their earlier news disseminated by DSE on 28.04.2022 regarding Dividend Declaration, BSEC has accorded its consent for raising of paid-up capital through issuance of 1% Stock Dividend for the year ended December 31, 2021. Record date for entitlement of aforesaid Bonus Shares will be notified later.

Disclaimer: This report has been prepared by BRAC EPL Stock Brokerage Ltd and is provided for information purposes. It is not, under any circumstances, to be used or considered as an offer to sell, or a solicitation of any offer to buy. Reasonable care has been taken to ensure that the information is not untrue and misleading. BRAC EPL Stock Brokerage Ltd makes no representation or warranty as to the accuracy or completeness of such information. All opinions and estimates included in this report constitute our judgment as of this date and are subject to change without notice.