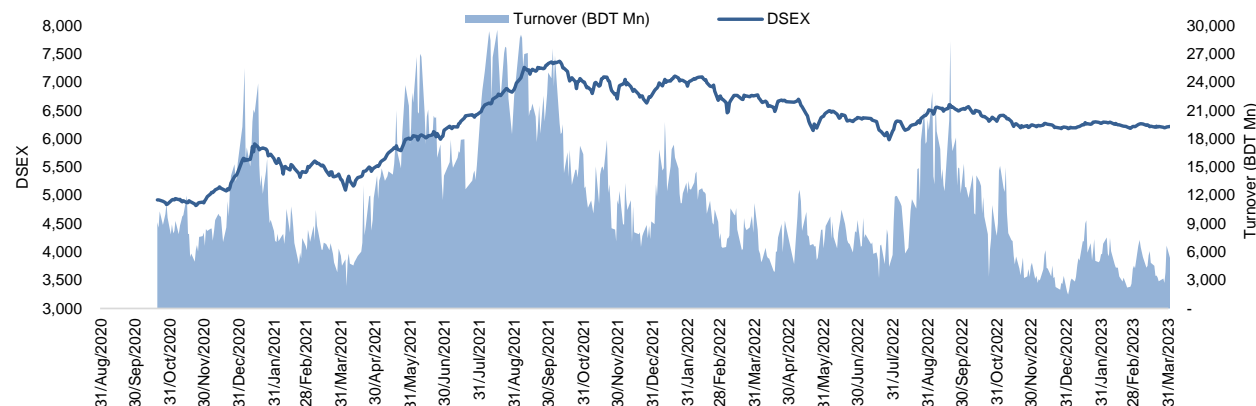


Daily Market Update

The market closed in green today. The benchmark index DSEX (+0.02%) gained 1.35 points and closed at 6,211.03. The blue-chip index DS30 (-0.05%), the Shariah-based index DSES (+0.02%), and the large-cap index CDSET (-0.02%) closed at 2,202.04, 1,346.30, and 1,207.54 points, respectively. Large-cap sectors posted mixed performance today. Food & Allied booked the highest gain of 0.11% followed by Bank (+0.05%), Engineering (+0.01%). Fuel & Power experienced the highest loss of 0.04% followed by NBFI (-0.04%), Pharmaceutical (-0.03%). Block trades contributed 18.6% of the overall market turnover. Eastern Housing Limited (+5.5%) was the most traded share with a turnover of BDT 445 million.



Index	Closing	Opening	Point Δ	%Δ	YTD %Δ
DSEX	6,211.03	6,209.68	+1.35	+0.02%	+0.1%
DS30	2,202.04	2,203.08	-1.04	-0.05%	+0.3%
DSES	1,346.30	1,346.00	+0.30	+0.02%	-0.9%
CDSET	1,207.54	1,207.80	-0.26	-0.02%	-0.6%

	Advanced	Declined	Unchanged	Total
All Category	52	67	191	310
A Category (Equity)	34	36	140	210
B Category (Equity)	13	25	42	80
N Category (Equity)	1	2	2	5
Z Category (Equity)	4	4	7	15
Mutual Funds	0	0	17	17
Corporate Bonds	1	0	1	2
Treasury Bonds	0	0	0	0

* Based on Traded Scripts

		Today	Last Day	Daily %Δ
Mcap	Mn BDT	7,626,327	7,625,604	+0.0%
	Mn USD	71,297	71,291	
Turnover	Mn BDT	5,274	6,460	-18.4%
	Mn USD	49	60	
Volume	Mn Shares	73	90	-19.1%
No. of Trade		104,030	132,823	-21.7%

* Average Interbank Exchange Rate is BDT 106.97 as of Apr 04, 2023

Fahim Hassan
 Research Analyst

(880) 1709636546
 fahim.hassan@bracepl.com

Md. Tanvir Ahmed
 Research Associate

(880) 1708805201
 mtanvir.ahmed@bracepl.com

Figure: Sectorial Turnover (BDT Mn)

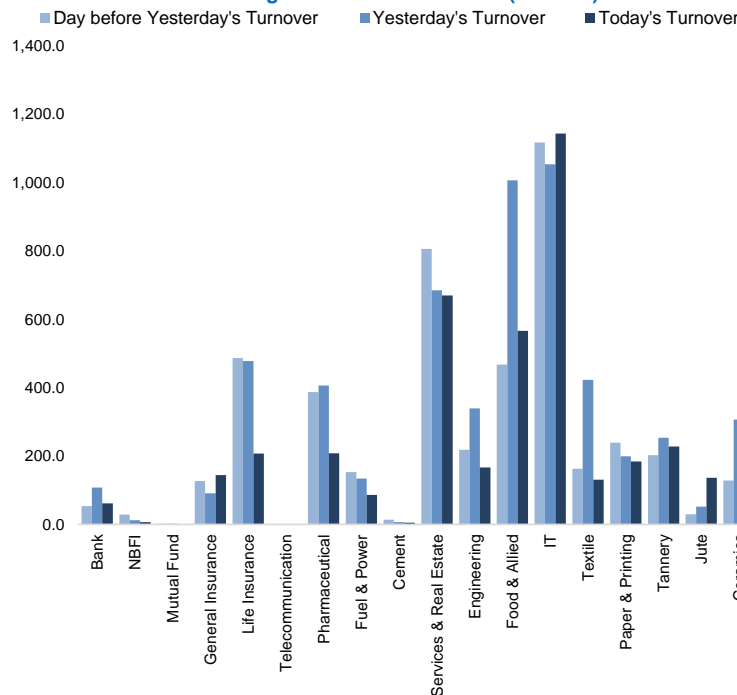
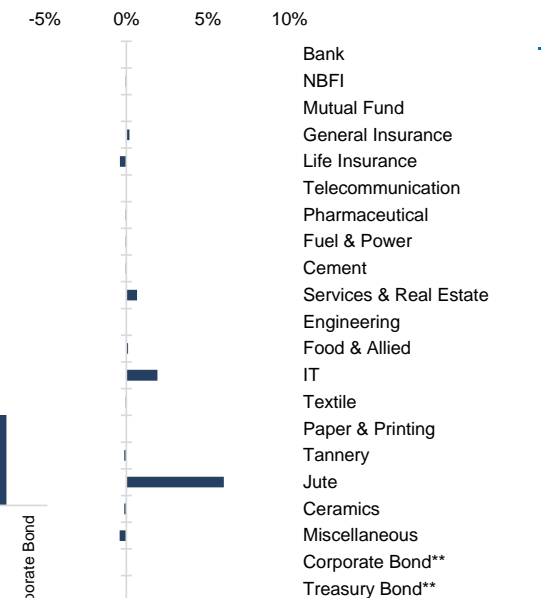


Figure: Sectorial Mcap Change



Market PE 18.3x

Market PB 1.5x

Sector Index	Closing	Opening	Points Δ	%Δ	No. of Companies	Mcaph (BDT Mn)	% of Total Mcaph	Turnover (BDT Mn)	% of Total Turnover	PE	PB	Top Twenty Market Cap	Mcaph (BDT Mn)	% of Total Mcaph	Turnover (BDT Mn)	PE	PB
Bank	1,432	1,431	+0.67	+0.05%	35	675,417	9.0%	61.3	1.4%	7.8x	0.7x	GP	386,996	8.6%	0.1	12.9x	8.4x
NBFI	1,916	1,917	-0.71	-0.04%	23	186,940	2.5%	6.8	0.2%	NM	4.4x	WALTONHIL	317,378	7.1%	0.0	40.4x	4.8x
Mutual Fund	825	825	-	-	37	37,318	0.5%	0.6	0.0%	NM	0.7x	BATBC	280,098	6.3%	0.1	15.7x	6.8x
General Insurance	3,060	3,054	+5.63	+0.18%	42	89,301	1.2%	144.2	3.4%	15.0x	1.4x	SQURPHARMA	185,977	4.2%	1.2	9.7x	1.8x
Life Insurance	2,569	2,579	-10.07	-0.39%	14	72,046	1.0%	207.1	4.8%	NM	NM	ROBI	157,138	3.5%	0.1	85.7x	2.4x
Telecommunication	4,946	4,946	-	-	3	580,232	7.7%	0.1	0.0%	16.8x	4.7x	RENATA	139,689	3.1%	0.0	31.1x	4.7x
Pharmaceutical	3,657	3,658	-1.25	-0.03%	34	709,322	9.4%	208.3	4.9%	18.3x	2.4x	UPGDCL	135,475	3.0%	0.0	15.4x	4.7x
Fuel & Power	1,695	1,695	-0.76	-0.04%	23	447,022	5.9%	86.2	2.0%	17.9x	1.1x	BEXIMCO	103,571	2.3%	0.3	9.0x	1.2x
Cement	2,310	2,311	-1.10	-0.05%	7	110,968	1.5%	4.7	0.1%	57.9x	2.6x	BERGERPBL	79,812	1.8%	3.3	27.0x	6.6x
Services & Real Esta	2,300	2,285	+15.16	+0.66%	8	90,861	1.2%	669.8	15.6%	38.6x	1.2x	MARICO	76,277	1.7%	0.4	20.7x	28.6x
Engineering	4,474	4,474	+0.37	+0.01%	42	525,109	7.0%	166.5	3.9%	56.1x	2.1x	ICB	74,119	1.7%	0.0	NM	1.7x
Food & Allied	21,069	21,047	+22.13	+0.11%	21	375,413	5.0%	566.0	13.2%	19.4x	7.8x	BXPHARMA	65,222	1.5%	1.5	14.1x	1.6x
IT	3,467	3,402	+65.08	+1.91%	11	45,200	0.6%	1,143.6	26.6%	33.6x	3.1x	BRACBANK	57,619	1.3%	0.1	10.9x	1.0x
Textile	1,588	1,588	-0.66	-0.04%	58	167,315	2.2%	131.2	3.1%	44.6x	1.1x	BEACONPHAR	56,595	1.3%	17.8	60.3x	9.2x
Paper & Printing	10,335	10,330	+4.77	+0.05%	6	39,819	0.5%	184.0	4.3%	39.3x	2.0x	ISLAMIBANK	52,647	1.2%	1.3	10.7x	0.8x
Tannery	3,186	3,190	-3.85	-0.12%	6	33,652	0.4%	227.6	5.3%	48.7x	3.2x	DUTCHBANGL	43,554	1.0%	0.6	7.4x	1.1x
Jute	13,803	13,024	+778.79	+5.98%	3	3,377	0.0%	136.2	3.2%	NM	5.3x	TITASGAS	40,459	0.9%	0.0	13.2x	0.5x
Ceramics	692	693	-0.86	-0.12%	5	32,022	0.4%	83.3	1.9%	41.9x	1.9x	POWERGRID	37,347	0.8%	0.0	NM	0.4x
Miscellaneous	4,085	4,102	-17.03	-0.42%	14	222,393	3.0%	264.2	6.2%	13.2x	1.8x	SUMITPOWER	36,308	0.8%	0.0	10.7x	0.9x
Corporate Bond**	88	88	+0.00	+0.00%	9	36,390	0.5%	0.0	0.0%	NM	NM	BSCCL	36,098	0.8%	0.0	14.3x	2.9x
Treasury Bond**	96	96	-	-	252	3,054,135	40.5%	0.0	0.0%	NM	NM						

Top Ten Gainers	Close Price (BDT)	Δ%	Turnover (BDT Mn)	PE	PB	Top Twenty Free Float Mcap	Free Float Mcap (BDT Mn)	% of Total Free Float Mcap	PE	PB	Most Traded Share	Close Price (BDT)	Δ%	Turnover (BDT Mn)	PE	PB
INTECH	26.8	+9.8%	15.2	NM	23.7x	SQURPHARMA	121,499	7.1%	9.7x	1.8x	EHL	117.0	+5.5%	444.8	18.4x	1.5x
RAHIMTEXT	158.9	+9.7%	6.6	NM	4.8x	BATBC	74,086	4.3%	15.7x	6.8x	GENEXIL	101.2	+4.2%	398.9	30.6x	5.5x
SONALIANSH	466.5	+8.0%	134.1	NM	2.0x	BEXIMCO	69,196	4.1%	9.0x	1.2x	AAMRANET	72.9	+6.7%	321.9	22.9x	1.9x
GEMINISEA	665.0	+7.5%	184.5	47.4x	38.7x	RENATA	68,042	4.0%	31.1x	4.7x	UNIQUEHRL	73.4	+0.1%	203.6	16.3x	0.9x
AAMRANET	72.9	+6.7%	321.9	22.9x	1.9x	BEACONPHAR	48,413	2.8%	60.3x	9.2x	BSC	128.0	-0.5%	187.5	8.6x	1.6x
MIDLANDBNK	10.8	+5.9%	22.0	27.8x	0.9x	BXPHARMA	45,564	2.7%	14.1x	1.6x	GEMINISEA	665.0	+7.5%	184.5	47.4x	38.7x
EHL	117.0	+5.5%	444.8	18.4x	2x	GP	38,700	2.3%	12.9x	8.4x	ADNTEL	149.0	-1.3%	169.9	44.2x	5.2x
GENEXIL	101.2	+4.2%	398.9	30.6x	5.5x	BRACBANK	30,976	1.8%	10.9x	1.0x	SONALIANSH	466.5	+8.0%	134.1	NM	2.0x
AMCL(PRAN)	264.4	+3.8%	16.1	50.6x	3.0x	LHBL	26,980	1.6%	16.9x	4.2x	OLYMPIC	156.6	+0.2%	127.2	20.4x	3.3x
IMAMBUTTON	85.3	+3.0%	2.3	NM	17.7x	ISLAMIBANK	24,166	1.4%	10.7x	0.8x	RDFOOD	45.1	+1.3%	110.4	39.2x	2.8x
Top Ten Losers	Close Price (BDT)	Δ%	Turnover (BDT Mn)	PE	PB						Block Trade	Maximum Price (BDT)	Minimum Price (BDT)	No. of Trade	Quantity ('000)	Turnover (BDT Mn)
SAMATALETH	70.0	-7.2%	17.2	NM	4.9x	PUBALIBANK	18,525	1.1%	5.5x	0.6x	BXPHARMA	135.0	135.0	1.0	2,000	270.00
UNIONCAP	7.7	-4.9%	6.0	NM	NM	CITYBANK	18,211	1.1%	4.5x	0.8x	BEXGSUKUK	85.0	85.0	1.0	3,174	269.79
BDWELDING	23.9	-4.0%	13.8	NM	2.1x	SEAPEARL	18,067	1.1%	70.0x	20.4x	AL-HAJTEX	193.0	184.2	9.0	292	53.86
GQBALLPEN	90.4	-3.9%	4.1	NM	0.7x	OLYMPIC	17,642	1.0%	20.4x	3.3x	GEMINISEA	650.0	575.0	9.0	77	44.85
PRIMELIFE	58.7	-3.9%	6.6	NM	NM	ROBI	15,714	0.9%	85.7x	2.4x	BDFINANCE	44.1	44.1	1.0	900	39.69
NFML	15.3	-3.8%	14.5	95.4x	1.3x	ALARABANK	14,483	0.9%	14.6x	1.1x	AAMRANET	71.0	65.0	10.0	486	32.27
FINEFOODS	71.3	-3.6%	42.4	NM	6.8x	BSRMLTD	14,210	0.8%	NM	0.7x	EHL	114.0	109.2	10.0	251	27.82
SINOBANGLA	59.4	-3.6%	34.7	32.6x	2.1x	PRIMEBANK	13,766	0.8%	6.5x	0.7x	ORIONPHARM	82.9	79.6	4.0	319	26.25
ZEALBANGLA	129.8	-3.5%	1.5	NM	NM	UPGDCL	13,547	0.8%	15.4x	4.7x	OLYMPIC	157.0	152.5	4.0	157	24.62
LEGACYFOOT	89.6	-3.0%	97.7	NM	9.9x						SQURPHARMA	204.0	202.0	23.0	108	21.87
<div>* NBFI Sector PE calculation methodology has been modified to reflect positive earnings only.</div> <div>** The base of the Bond Index starts at 100, starting from Jan 13, 2022</div> <div>Similarly, Treasury Bond Index starts at 100, starting from Oct 10, 2022</div>																

* NBFI Sector PE calculation methodology has been modified to reflect positive earnings only.

** The base of the Bond Index starts at 100, starting from Jan 13, 2022

Similarly, Treasury Bond Index starts at 100, starting from Oct 10, 2022

Block Trade	Maximum Price (BDT)	Minimum Price (BDT)	Turnover (BDT Mn)	Quantity ('000)	No. of Trade	Important DSE News
BXPHERMA	135.0	135.0	270.0	2,000	1	GENNEXT A.J Corporation Limited, a Corporate Director of the Company, has expressed its intention to buy 15,00,000 shares of the company at prevailing market price (in the Block Market) through Dhaka Stock Exchange Limited within next 30 working days.
BEXGSUKUK	85.0	85.0	269.8	3,174	1	
AL-HAJTEX	193.0	184.2	53.9	292	9	
GEMINISEA	650.0	575.0	44.9	77	9	
BDFINANCE	44.1	44.1	39.7	900	1	
AAMRANET	71.0	65.0	32.3	486	10	
EHL	114.0	109.2	27.8	251	10	
ORIONPHARM	82.9	79.6	26.2	319	4	
OLYMPIC	157.0	152.5	24.6	157	4	
SQURPHARMA	204.0	202.0	21.9	108	23	
ADNTEL	145.0	145.0	16.5	114	1	
MHSML	25.6	25.4	14.4	562	2	
AOL	33.5	33.2	13.3	400	4	
IPDC	56.5	52.3	11.8	211	3	
GP	261.8	261.6	9.4	36	5	
HRTEX	115.9	108.0	8.7	76	5	
BEXIMCO	104.7	104.1	8.2	79	5	
UNIQUEHRL	80.0	71.4	7.9	104	4	
DOMINAGE	14.6	14.6	7.0	477	2	
RDFOOD	44.3	44.0	6.9	155	2	
GENNEXT	6.0	6.0	6.6	1,100	1	
MIDLANDBNK	10.1	10.1	5.6	555	1	
Total			981.9		163	

Upcoming Corporate Events

DSE Ticker	Right Share	Dividend		Event	Date
		Stock	Cash		
BANKASIA		0.0%	15%	Record Date	6-Apr-23
SKICL		2.0%	12%	Record Date	9-Apr-23
UNITEDINS		0.0%	10%	Record Date	9-Apr-23
CENTRALINS		0.0%	15%	Record Date	16-Apr-23
UNITEDFIN		0.0%	5%	Record Date	16-Apr-23
PHENIXINS		0.0%	15%	Record Date	17-Apr-23
PRIMELIFE		0.0%	2%	Record Date	17-Apr-23
DBH		2.0%	15%	Record Date	18-Apr-23
UTTARABANK		14.0%	14%	Record Date	26-Apr-23
PIONEERINS		5.0%	25%	Record Date	27-Apr-23
PARAMOUNT		0.0%	10%	Record Date	3-May-23
ICBIBANK		0.0%	0%	Record Date	11-May-23

Disclaimer: This report has been prepared by BRAC EPL Stock Brokerage Ltd and is provided for information purposes. It is not, under any circumstances, to be used or considered as an offer to sell, or a solicitation of any offer to buy. Reasonable care has been taken to ensure that the information is not untrue and misleading. BRAC EPL Stock Brokerage Ltd makes no representation or warranty as to the accuracy or completeness of such information. All opinions and estimates included in this report constitute our judgment as of this date and are subject to change without notice.