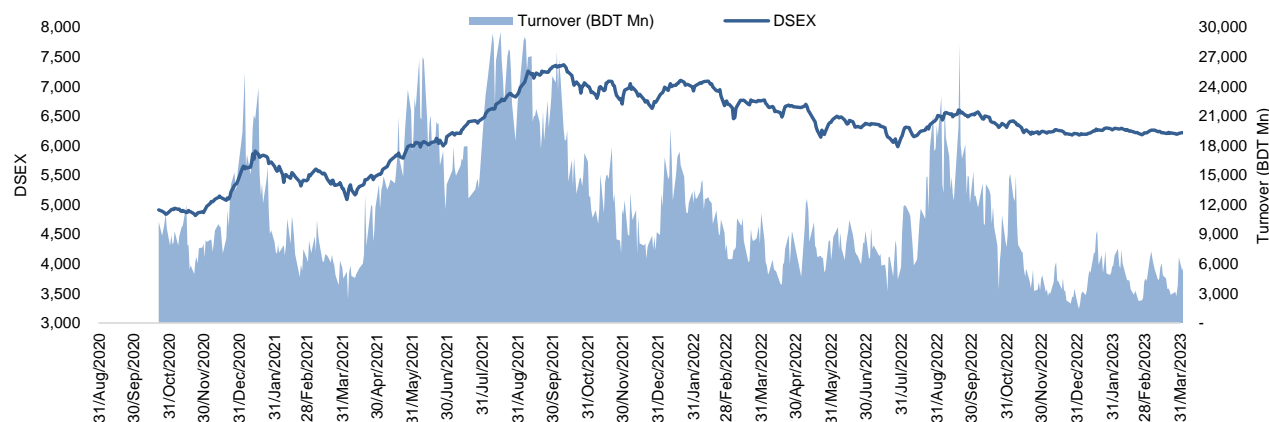


## Daily Market Update

The market closed in red today. The benchmark index DSEX (0.00%) lost 0.18 points and closed at 6,214.02. The blue-chip index DS30 (+0.06%), the Shariah-based index DSES (+0.01%), and the large-cap index CDSET (+0.04%) closed at 2,200.15, 1,348.08, and 1,208.02 points, respectively. Large-cap sectors posted mixed performance today. Pharmaceutical booked the highest gain of 0.20% followed by Bank (+0.20%), Food & Allied (+0.12%). Engineering experienced the highest loss of 0.1% followed by Fuel & Power (-0.02%), NBFI (0.00%). Block trades contributed 7.6% of the overall market turnover. Genex Infosys Limited (+0.6%) was the most traded share with a turnover of BDT 374 million.



Index	Closing	Opening	Point Δ	%Δ	YTD %Δ
DSEX	6,214.02	6,214.20	-0.18	-0.00%	+0.1%
DS30	2,200.15	2,198.89	+1.26	+0.06%	+0.2%
DSES	1,348.08	1,347.89	+0.19	+0.01%	-0.8%
CDSET	1,208.02	1,207.54	+0.48	+0.04%	-0.5%

	Advanced	Declined	Unchanged	Total
All Category	41	77	216	334
A Category (Equity)	28	46	149	223
B Category (Equity)	8	26	55	89
N Category (Equity)	1	1	3	5
Z Category (Equity)	4	4	9	17
Mutual Funds	2	0	21	23
Corporate Bonds	0	1	0	1
Treasury Bonds	0	0	0	0

\* Based on Traded Scripts

		Today	Last Day	Daily %Δ
Mcap	Mn BDT	7,585,100	7,629,120	-0.6%
	Mn USD	70,939	71,350	
Turnover	Mn BDT	4,988	6,123	-18.5%
	Mn USD	47	57	
Volume	Mn Shares	61	76	-19.7%
No. of Trade		103,922	115,529	-10.0%

\* Average Interbank Exchange Rate is BDT 106.93 as of Apr 06, 2023

**Fahim Hassan**  
Research Analyst

(880) 1709636546  
fahim.hassan@bracepl.com

**Md. Tanvir Ahmed**  
Research Associate

(880) 1708805201  
mtanvir.ahmed@bracepl.com

Figure: Sectorial Turnover (BDT Mn)

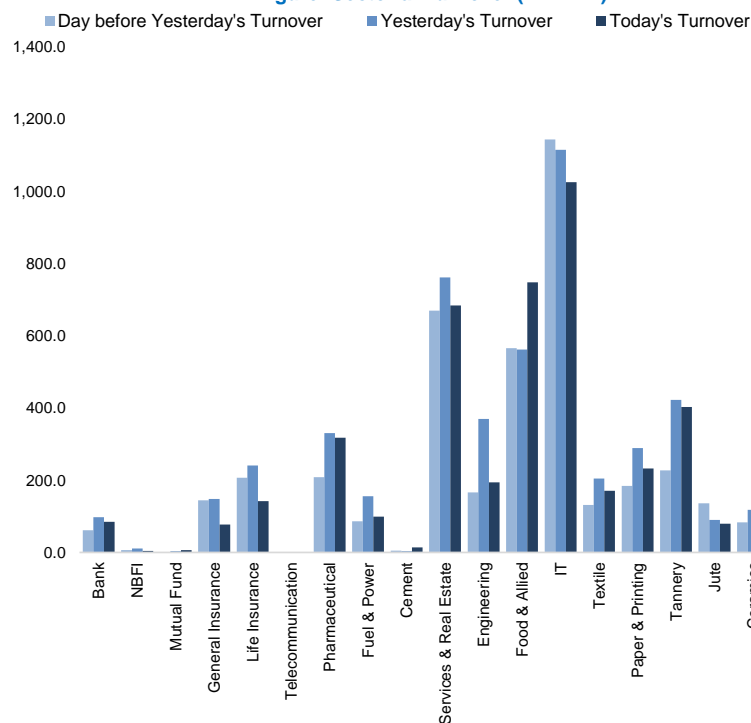
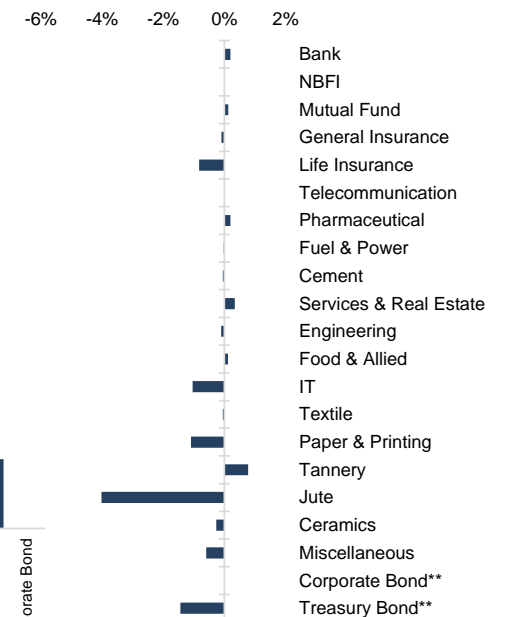


Figure: Sectorial Mcap Change



Market PE 18.2x

Market PB 1.5x

Sector Index	Closing	Opening	Points Δ	%Δ	No. of Companies	Mcap (BDT Mn)	% of Total Mcap	Turnover (BDT Mn)	% of Total Turnover	PE	PB	Top Twenty Market Cap	Mcap (BDT Mn)	% of Total Mcap	Turnover (BDT Mn)	PE	PB
Bank	1,437	1,434	+2.88	+0.20%	35	677,953	9.0%	84.9	1.8%	7.7x	0.7x	GP	386,996	8.6%	0.1	12.9x	8.4x
NBFI	1,916	1,916	-	-	23	186,957	2.5%	4.4	0.1%	NM	4.3x	WALTONHIL	317,378	7.1%	0.3	40.4x	4.8x
Mutual Fund	826	825	+1.03	+0.13%	37	37,371	0.5%	6.1	0.1%	NM	0.7x	BATBC	280,098	6.3%	0.3	15.7x	6.8x
General Insurance	3,062	3,064	-2.80	-0.09%	42	89,355	1.2%	77.1	1.7%	15.1x	1.4x	SQURPHARM/	185,977	4.2%	0.8	9.7x	1.8x
Life Insurance	2,519	2,540	-20.89	-0.82%	14	70,655	0.9%	141.8	3.1%	NM	NM	ROBI	157,138	3.5%	0.1	85.7x	2.4x
Telecommunication	4,946	4,946	-	-	3	580,232	7.7%	0.3	0.0%	16.8x	4.7x	RENATA	139,689	3.1%	1.4	31.1x	4.7x
Pharmaceutical	3,670	3,663	+7.36	+0.20%	34	711,975	9.5%	317.7	6.9%	18.4x	2.4x	UPGDCL	135,475	3.0%	0.0	15.4x	4.7x
Fuel & Power	1,694	1,695	-0.31	-0.02%	23	446,902	6.0%	99.3	2.2%	17.9x	1.1x	BEXIMCO	103,571	2.3%	0.1	9.0x	1.2x
Cement	2,310	2,311	-1.07	-0.05%	7	110,956	1.5%	14.3	0.3%	57.9x	2.6x	BERGERPBL	79,543	1.8%	4.4	26.9x	6.6x
Services & Real Est	2,281	2,273	+7.68	+0.34%	8	90,120	1.2%	683.7	14.8%	38.3x	1.2x	MARICO	76,277	1.7%	0.1	20.7x	28.6x
Engineering	4,474	4,479	-4.57	-0.10%	42	525,096	7.0%	194.3	4.2%	56.1x	2.1x	ICB	74,119	1.7%	0.0	NM	1.7x
Food & Allied	21,095	21,069	+25.79	+0.12%	21	375,881	5.0%	748.4	16.2%	19.5x	7.8x	BXPHARMA	65,222	1.5%	1.3	14.1x	1.6x
IT	3,401	3,437	-35.59	-1.04%	11	44,344	0.6%	1,025.4	22.3%	33.0x	3.0x	BRACBANK	57,619	1.3%	0.2	10.9x	1.0x
Textile	1,589	1,590	-0.81	-0.05%	58	167,467	2.2%	170.8	3.7%	44.7x	1.1x	BEACONPHAR	56,595	1.3%	3.9	60.3x	9.2x
Paper & Printing	10,429	10,544	-115.24	-1.09%	6	40,183	0.5%	232.8	5.1%	39.7x	2.0x	ISLAMIBANK	52,647	1.2%	4.4	10.7x	0.8x
Tannery	3,246	3,221	+25.04	+0.78%	6	34,286	0.5%	402.8	8.7%	49.6x	3.3x	DUTCHBANGL	43,554	1.0%	0.1	7.4x	1.1x
Jute	13,440	14,004	-563.20	-4.02%	3	3,288	0.0%	79.8	1.7%	NM	5.1x	TITASGAS	40,459	0.9%	0.0	13.2x	0.5x
Ceramics	688	690	-1.79	-0.26%	5	31,812	0.4%	131.3	2.8%	41.7x	1.9x	POWERGRID	37,347	0.8%	0.0	NM	0.4x
Miscellaneous	4,072	4,096	-24.38	-0.60%	14	221,699	3.0%	191.8	4.2%	13.1x	1.8x	SUMITPOWER	36,308	0.8%	0.0	10.7x	0.9x
Corporate Bond**	88	88	-	-	9	36,390	0.5%	0.0	0.0%	NM	NM	BSCCL	36,098	0.8%	0.2	14.3x	2.9x
Treasury Bond**	94	96	-1.38	-1.44%	252	3,010,173	40.2%	0.0	0.0%	NM	NM						

Top Ten Gainers	Close Price (BDT)	Δ%	Turnover (BDT Mn)	PE	PB	Top Twenty Free Float Mcap	Free Float Mcap (BDT Mn)	% of Total Free Float Mcap	PE	PB	Most Traded Share	Close Price (BDT)	Δ%	Turnover (BDT Mn)	PE	PB
EMERALDOIL	35.9	+9.5%	20.3	NM	NM	SQURPHARMA	121,499	7.1%	9.7x	1.8x	GENEXIL	100.8	+0.6%	374.4	30.5x	5.4x
MIDLANDBNK	12.9	+9.3%	14.9	33.2x	1.0x	BATBC	74,086	4.3%	15.7x	6.8x	GEMINISEA	687.8	-3.8%	348.5	49.0x	40.0x
LEGACYFOOT	91.4	+9.2%	96.1	NM	10.1x	BEXIMCO	69,196	4.1%	9.0x	1.2x	AAMRANET	75.1	+2.9%	303.8	23.5x	2.0x
ORIONINFU	304.0	+8.7%	74.4	NM	22.7x	RENATA	68,042	4.0%	31.1x	4.7x	APEXFOOT	346.7	+1.3%	287.2	27.9x	1.5x
CAPMIBBLMF	10.7	+7.0%	5.4	NM	1.2x	BEACONPHAR	48,413	2.8%	60.3x	9.2x	EHL	112.3	-3.2%	270.7	17.6x	1.5x
KOHINOOR	461.8	+6.5%	52.6	40.8x	8.5x	BXPHARMA	45,564	2.7%	14.1x	1.6x	SEAPEARL	287.7	+2.3%	239.5	69.8x	20.3x
TAMIJTEX	191.2	+6.3%	58.5	28.4x	2x	GP	38,700	2.3%	12.9x	8.4x	ADNTEL	141.3	-5.5%	165.0	41.9x	4.9x
ACIFORMULA	163.4	+4.3%	79.6	29.8x	2.4x	BRACBANK	30,976	1.8%	10.9x	1.0x	UNIQUEHRL	73.3	-0.3%	143.5	16.3x	0.9x
BDTHAIFOOD	36.4	+3.7%	10.8	77.5x	2.5x	LHBL	26,980	1.6%	16.9x	4.2x	BSC	125.6	-1.2%	126.8	8.4x	1.6x
NORTHRNINS	37.8	+3.3%	1.3	20.2x	1.8x	ISLAMIBANK	24,166	1.4%	10.7x	0.8x	LEGACYFOOT	91.4	+9.2%	96.1	NM	10.1x

Top Ten Losers	Close Price (BDT)	Δ%	Turnover (BDT Mn)	PE	PB	Block Trade	Maximum Price (BDT)	Minimum Price (BDT)	No. of Trade	Quantity ('000)	Turnover (BDT Mn)
AL-HAJTEX	186.7	-6.0%	44.3	NM	19.7x	BEXIMCO	116.1	104.1	9.0	415	47.61
RAHIMTEXT	150.7	-5.8%	2.3	NM	5x	SEAPEARL	280.0	262.0	9.0	171	46.22
APEXFOODS	274.9	-5.8%	65.2	36.1x	2.2x	BSRMLTD	90.0	90.0	1.0	443	39.87
BDLAMPS	268.1	-5.7%	38.0	35.9x	3.0x	GEMINISEA	768.4	661.5	4.0	47	35.47
ADNTEL	141.3	-5.5%	165.0	41.9x	4.9x	ORIONPHARM	83.2	78.1	4.0	293	24.29
APEXSPINN	121.3	-5.1%	4.2	36.1x	2.0x	PF1STMF	10.4	10.4	1.0	2,020	21.01
SONALIANSH	451.6	-5.0%	77.6	NM	2.0x	AOL	36.2	32.9	7.0	582	20.85
GQBALLPEN	88.8	-4.7%	2.5	NM	0.7x	SQURPHARMA	204.2	202.4	17.0	54	11.02
BDAUTOCA	147.7	-4.6%	30.3	NM	20.4x	BEACONPHAR	245.0	245.0	2.0	45	11.01
AMCL(PRAN)	268.8	-4.1%	31.1	51.4x	3.1x	SUNLIFEINS	54.7	47.7	11.0	207	10.55

\* NBFI Sector PE calculation methodology has been modified to reflect positive earnings only.  
\*\* The base of the Bond Index starts at 100, starting from Jan 13, 2022  
Similarly, Treasury Bond Index starts at 100, starting from Oct 10, 2022

Block Trade	Maximum Price (BDT)	Minimum Price (BDT)	Turnover (BDT Mn)	Quantity ('000)	No. of Trade
BEXIMCO	116.1	104.1	47.6	415	9
SEAPPEARL	280.0	262.0	46.2	171	9
BSRMLTD	90.0	90.0	39.9	443	1
GEMINISEA	768.4	661.5	35.5	47	4
ORIONPHARM	83.2	78.1	24.3	293	4
PF1STMF	10.4	10.4	21.0	2,020	1
AOL	36.2	32.9	20.8	582	7
SQURPHARMA	204.2	202.4	11.0	54	17
BEACONPHAR	245.0	245.0	11.0	45	2
SUNLIFEINS	54.7	47.7	10.5	207	11
ACMELAB	81.5	79.0	8.9	111	13
MARICO	2,340.0	2,315.0	7.7	3	9
FORTUNE	75.6	69.5	7.1	101	2
BATBC	557.6	479.8	6.6	13	5
MIDLANDBNK	12.9	10.8	5.9	540	2
METROSPIN	32.0	32.0	4.8	150	1
AL-HAJTEX	198.0	186.0	4.5	23	7
UNIQUEHRL	74.5	72.8	4.4	60	2
EGEN	41.2	40.7	4.3	105	3
LHBL	62.6	62.2	4.3	69	7
ANWARGALV	200.0	194.7	3.8	19	6
SALVOCHEM	56.6	56.6	3.0	53	1
<b>Total</b>			<b>381.2</b>		<b>188</b>

**Upcoming Corporate Events**

DSE Ticker	Right Share	Dividend		Event	Date
		Stock	Cash		
UNIONBANK		5.0%	0%	Record Date	12-Apr-23
CENTRALINS		0.0%	15%	Record Date	16-Apr-23
UNITEDFIN		0.0%	5%	Record Date	16-Apr-23
PHENIXINS		0.0%	15%	Record Date	17-Apr-23
PRIMELIFE		0.0%	2%	Record Date	17-Apr-23
DBH		2.0%	15%	Record Date	18-Apr-23
UTTARABANK		14.0%	14%	Record Date	26-Apr-23
PIONEERINS		5.0%	25%	Record Date	27-Apr-23
SHAHJABANK		3.0%	12%	Record Date	27-Apr-23
PRIMEBANK		0.0%	18%	Record Date	30-Apr-23
IDLC		0.0%	15%	Record Date	2-May-23
PARAMOUNT		0.0%	10%	Record Date	3-May-23
EBL		12.5%	13%	Record Date	3-May-23
PRAGATIINS		5.0%	25%	Record Date	10-May-23
ICBIBANK		0.0%	0%	Record Date	11-May-23
TOSRIFA		2.0%	0%	Record Date	be notified l

**Important DSE News**
**IDLC**

The Board of Directors has recommended 15% Cash dividend for the year ended December 31, 2022. Date of AGM: 25.05.2023, Time: 11:00 AM, Venue: Digital Platform. Record Date: 02.05.2023. The Company has reported Consolidated EPS of Tk. 4.61, Consolidated NAV per share of Tk. 43.56 and Consolidated NOCFPS of Tk. (21.10) for the year ended December 31, 2022 as against Tk. 5.09, Tk. 40.39 and Tk. 44.90 respectively for the year ended December 31, 2021.

**PRAGATIINS**

The Board of Directors has recommended 25% Cash and 5% Stock dividend for the year ended December 31, 2022. Date of AGM: 08.06.2023, Time: 11:30 AM, Venue: Digital Platform. Record Date: 10.05.2023. The Company has also reported EPS of Tk. 5.65, NAV per share of Tk. 59.01 and NOCFPS of Tk. 6.84 for the year ended December 31, 2022 as against Tk. 5.72, Tk. 57.32 and Tk. 12.09 respectively for the year ended December 31, 2021.

**UNIONBANK**

Refer to their earlier news disseminated by DSE on 03.04.2023 regarding BSEC Consent for issuance of 5% Stock Dividend, the Company has informed that the Board of Directors has fixed the Record date on 12.04.2023 for entitlement of the aforesaid Bonus Shares.

**Disclaimer:** This report has been prepared by BRAC EPL Stock Brokerage Ltd and is provided for information purposes. It is not, under any circumstances, to be used or considered as an offer to sell, or a solicitation of any offer to buy. Reasonable care has been taken to ensure that the information is not untrue and misleading. BRAC EPL Stock Brokerage Ltd makes no representation or warranty as to the accuracy or completeness of such information. All opinions and estimates included in this report constitute our judgment as of this date and are subject to change without notice.