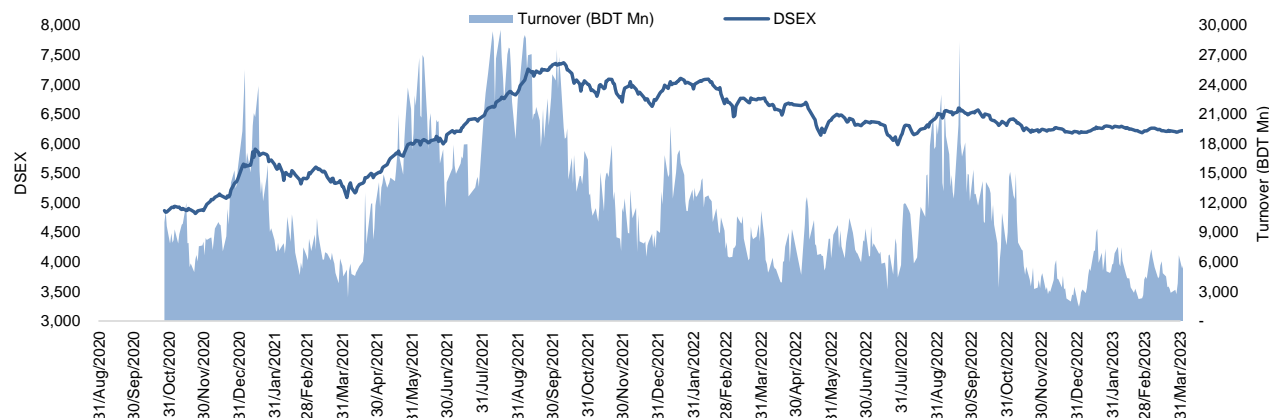


Daily Market Update

The market closed in red today. The benchmark index DSEX (-0.08%) lost 5.07 points and closed at 6,196.49. The blue-chip index DS30 (+0.07%), the Shariah-based index DSES (-0.15%), and the large-cap index CDSET (+0.05%) closed at 2,198.66, 1,342.55, and 1,208.68 points, respectively. Large-cap sectors posted mixed performance today. Bank booked the highest gain of 0.02% followed by NBFI (+0.00%), Telecommunication (0.00%). Pharmaceutical experienced the highest loss of 0.14% followed by Food & Allied (-0.05%), Engineering (-0.02%), Fuel & Power (-0.01%). Block trades contributed 9.6% of the overall market turnover. aamra networks limited (+2.2%) was the most traded share with a turnover of BDT 298 million.



| Index | Closing | Opening | Point Δ | %Δ | YTD %Δ |
|-------|----------|----------|---------|--------|--------|
| DSEX | 6,196.49 | 6,201.55 | -5.07 | -0.08% | -0.2% |
| DS30 | 2,198.66 | 2,197.08 | +1.58 | +0.07% | +0.2% |
| DSES | 1,342.55 | 1,344.54 | -1.99 | -0.15% | -1.2% |
| CDSET | 1,208.68 | 1,208.06 | +0.62 | +0.05% | -0.5% |

| | Advanced | Declined | Unchanged | Total |
|---------------------|----------|----------|-----------|-------|
| All Category | 34 | 85 | 184 | 303 |
| A Category (Equity) | 22 | 51 | 133 | 206 |
| B Category (Equity) | 9 | 28 | 43 | 80 |
| N Category (Equity) | 2 | 0 | 3 | 5 |
| Z Category (Equity) | 1 | 6 | 5 | 12 |
| Mutual Funds | 0 | 1 | 12 | 13 |
| Corporate Bonds | 0 | 0 | 2 | 2 |
| Treasury Bonds | 0 | 0 | 0 | 0 |

* Based on Traded Scripts

| | | Today | Last Day | Daily %Δ |
|--------------|-----------|-----------|-----------|----------|
| Mcap | Mn BDT | 7,565,047 | 7,563,981 | +0.0% |
| | Mn USD | 70,569 | 70,560 | |
| Turnover | Mn BDT | 4,425 | 4,695 | -5.7% |
| | Mn USD | 41 | 44 | |
| Volume | Mn Shares | 62 | 73 | -15.1% |
| No. of Trade | | 88,856 | 102,342 | -13.2% |

* Average Interbank Exchange Rate is BDT 107.20 as of Apr 10, 2023

Fahim Hassan
Research Analyst

(880) 1709636546
fahim.hassan@bracepl.com

Md. Tanvir Ahmed
Research Associate

(880) 1708805201
mtanvir.ahmed@bracepl.com

Figure: Sectorial Turnover (BDT Mn)

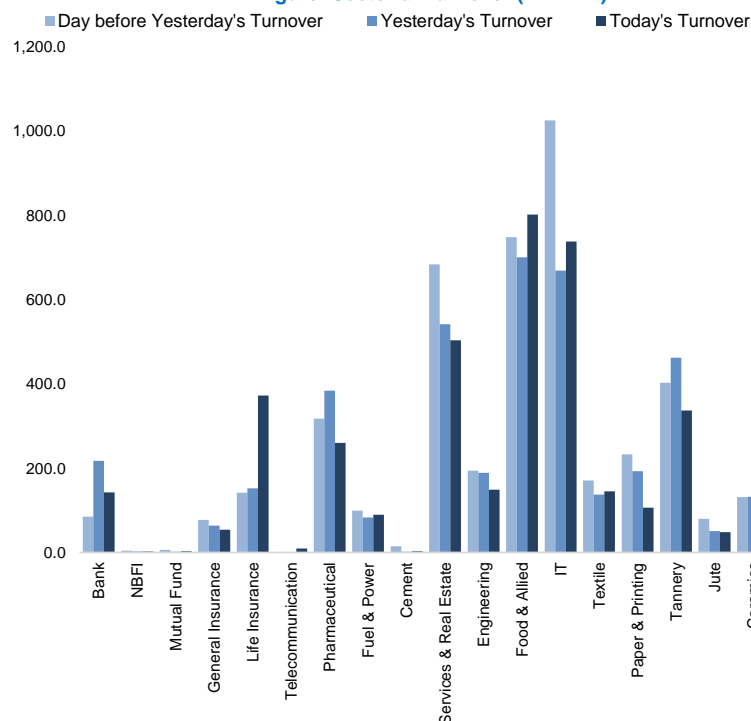
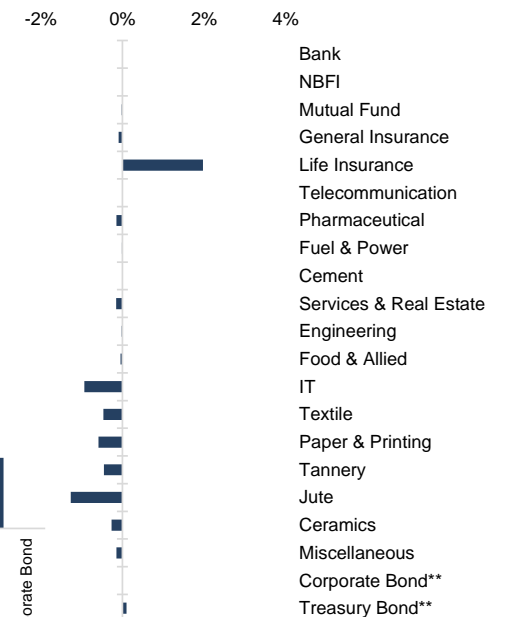


Figure: Sectorial Mcap Change



Market PE 18.3x

Market PB 1.5x

| Sector Index | Closing | Opening | Points Δ | %Δ | No. of Companies | Mcap (BDT Mn) | % of Total Mcap | Turnover (BDT Mn) | % of Total Turnover | PE | PB | Top Twenty Market Cap | Mcap (BDT Mn) | % of Total Mcap | Turnover (BDT Mn) | PE | PB |
|------------------------|---------|---------|----------|--------|------------------|---------------|-----------------|-------------------|---------------------|-------|------|-----------------------|---------------|-----------------|-------------------|-------|-------|
| Bank | 1,437 | 1,437 | +0.23 | +0.02% | 35 | 677,703 | 9.1% | 142.5 | 3.6% | 7.7x | 0.7x | GP | 386,996 | 8.6% | 0.1 | 12.9x | 8.4x |
| NBFI | 1,916 | 1,916 | +0.03 | +0.00% | 23 | 186,957 | 2.5% | 2.1 | 0.1% | NM | 4.3x | WALTONHIL | 317,378 | 7.1% | 0.0 | 40.4x | 4.8x |
| Mutual Fund | 825 | 826 | -0.15 | -0.02% | 37 | 37,324 | 0.5% | 2.7 | 0.1% | NM | 0.7x | BATBC | 280,098 | 6.2% | 0.2 | 15.7x | 6.8x |
| General Insurance | 3,047 | 3,050 | -2.91 | -0.10% | 42 | 88,956 | 1.2% | 54.2 | 1.4% | 15.1x | 1.4x | SQURPHARM/ | 185,977 | 4.1% | 1.1 | 9.7x | 1.8x |
| Life Insurance | 2,549 | 2,499 | +49.40 | +1.98% | 14 | 71,479 | 1.0% | 372.5 | 9.3% | NM | NM | ROBI | 157,138 | 3.5% | 0.1 | 85.7x | 2.4x |
| Telecommunication | 4,946 | 4,946 | - | - | 3 | 580,232 | 7.7% | 9.1 | 0.2% | 16.8x | 4.7x | RENATA | 139,689 | 3.1% | 0.6 | 31.1x | 4.7x |
| Pharmaceutical | 3,658 | 3,664 | -5.25 | -0.14% | 34 | 709,664 | 9.5% | 260.0 | 6.5% | 18.3x | 2.4x | UPGDCL | 135,475 | 3.0% | 0.0 | 15.4x | 4.7x |
| Fuel & Power | 1,693 | 1,693 | -0.23 | -0.01% | 23 | 446,483 | 6.0% | 89.3 | 2.2% | 17.9x | 1.1x | BEXIMCO | 103,571 | 2.3% | 0.0 | 9.0x | 1.2x |
| Cement | 2,309 | 2,309 | -0.17 | -0.01% | 7 | 110,914 | 1.5% | 2.7 | 0.1% | 57.9x | 2.6x | BERGERPBL | 80,030 | 1.8% | 0.5 | 27.1x | 6.7x |
| Services & Real Estate | 2,259 | 2,262 | -3.43 | -0.15% | 8 | 89,233 | 1.2% | 503.3 | 12.6% | 37.9x | 1.2x | MARICO | 76,277 | 1.7% | 0.2 | 20.7x | 28.6x |
| Engineering | 4,469 | 4,469 | -0.89 | -0.02% | 42 | 524,466 | 7.0% | 148.8 | 3.7% | 56.0x | 2.0x | ICB | 74,119 | 1.7% | 0.1 | NM | 1.7x |
| Food & Allied | 21,108 | 21,118 | -9.73 | -0.05% | 21 | 390,567 | 5.2% | 802.2 | 20.1% | 20.2x | 8.2x | BXPHARMA | 65,222 | 1.5% | 0.1 | 14.1x | 1.6x |
| IT | 3,291 | 3,322 | -31.02 | -0.93% | 11 | 42,909 | 0.6% | 737.9 | 18.5% | 31.9x | 2.9x | BRACBANK | 57,619 | 1.3% | 0.2 | 10.9x | 1.0x |
| Textile | 1,576 | 1,583 | -7.42 | -0.47% | 58 | 166,067 | 2.2% | 145.0 | 3.6% | 44.3x | 1.1x | BEACONPHAR | 56,849 | 1.3% | 36.2 | 60.6x | 9.2x |
| Paper & Printing | 10,175 | 10,235 | -60.19 | -0.59% | 6 | 39,203 | 0.5% | 106.1 | 2.7% | 38.7x | 2.0x | ISLAMIBANK | 52,647 | 1.2% | 1.0 | 10.7x | 0.8x |
| Tannery | 3,245 | 3,260 | -14.73 | -0.45% | 6 | 34,275 | 0.5% | 336.7 | 8.4% | 49.6x | 3.3x | DUTCHBANGL | 43,554 | 1.0% | 0.0 | 7.4x | 1.1x |
| Jute | 13,313 | 13,484 | -171.17 | -1.27% | 3 | 3,257 | 0.0% | 48.3 | 1.2% | NM | 5.1x | TITASGAS | 40,459 | 0.9% | 0.0 | 13.2x | 0.5x |
| Ceramics | 685 | 686 | -1.84 | -0.27% | 5 | 31,662 | 0.4% | 67.3 | 1.7% | 41.5x | 1.9x | UNILEVERCL | 38,551 | 0.9% | 4.2 | 52.8x | 22.9x |
| Miscellaneous | 4,067 | 4,073 | -5.97 | -0.15% | 14 | 221,443 | 3.0% | 167.9 | 4.2% | 13.1x | 1.8x | POWERGRID | 37,347 | 0.8% | 0.0 | NM | 0.4x |
| Corporate Bond** | 88 | 88 | - | - | 9 | 36,390 | 0.5% | 1.0 | 0.0% | NM | NM | SUMITPOWER | 36,308 | 0.8% | 0.0 | 10.7x | 0.9x |
| Treasury Bond** | 94 | 94 | +0.10 | +0.10% | 252 | 2,998,525 | 40.0% | 0.0 | 0.0% | NM | NM | | | | | | |

| Top Ten Gainers | Close Price (BDT) | Δ% | Turnover (BDT Mn) | PE | PB | Top Twenty Free Float Mcap (BDT Mn) | Free Float Mcap (BDT Mn) | % of Total Free Float Mcap | PE | PB | Most Traded Share | Close Price (BDT) | Δ% | Turnover (BDT Mn) | PE | PB |
|-----------------|-------------------|--------|-------------------|-------|------|-------------------------------------|--------------------------|----------------------------|-------|-------|-------------------|-------------------|-------|-------------------|-------|-------|
| PRIMELIFE | 60.7 | +10.0% | 15.2 | NM | NM | SQURPHARMA | 121,499 | 7.1% | 9.7x | 1.8x | AAMRANET | 75.1 | +2.2% | 298.5 | 23.5x | 2.0x |
| PRAGATILIF | 103.4 | +7.9% | 13.8 | NM | NM | BATBC | 74,086 | 4.3% | 15.7x | 6.8x | OLYMPIC | 160.1 | +1.3% | 292.9 | 20.8x | 3.4x |
| MIDLANDBNK | 13.8 | +7.0% | 87.2 | 35.5x | 1.1x | BEXIMCO | 69,196 | 4.1% | 9.0x | 1.2x | APEXFOOT | 365.4 | -1.1% | 242.8 | 29.4x | 1.6x |
| BENGALWTL | 26.6 | +6.8% | 38.7 | 50.2x | 1.0x | RENATA | 68,042 | 4.0% | 31.1x | 4.7x | EHL | 115.6 | +3.1% | 214.8 | 18.1x | 1.5x |
| MEGHNALIFE | 71.5 | +4.1% | 36.0 | NM | NM | BEACONPHAR | 48,413 | 2.8% | 60.6x | 9.2x | GEMINISEA | 648.9 | -7.5% | 207.5 | 46.3x | 37.8x |
| RUPALILIFE | 94.8 | +3.9% | 68.0 | NM | NM | BXPHARMA | 45,564 | 2.7% | 14.1x | 1.6x | GENEXIL | 96.0 | -1.2% | 180.0 | 29.0x | 5.2x |
| EHL | 115.6 | +3.1% | 214.8 | 18.1x | 2x | GP | 38,700 | 2.3% | 12.9x | 8.4x | SEAPEARL | 286.0 | -0.5% | 173.8 | 69.4x | 20.2x |
| FAREASTLIF | 77.4 | +3.1% | 106.2 | NM | NM | BRACBANK | 30,976 | 1.8% | 10.9x | 1.0x | ADNTEL | 133.3 | -3.2% | 141.1 | 39.6x | 4.7x |
| SUNLIFEINS | 54.2 | +2.5% | 48.5 | NM | NM | LHBL | 26,980 | 1.6% | 16.9x | 4.2x | BEACHHATCH | 40.7 | +1.5% | 128.6 | 50.9x | 3.9x |
| AAMRANET | 75.1 | +2.2% | 298.5 | 23.5x | 2.0x | ISLAMIBANK | 24,166 | 1.4% | 10.7x | 0.8x | BSC | 122.0 | +0.1% | 121.3 | 8.2x | 1.5x |
| | | | | | | NBL | 19,116 | 1.1% | NM | 0.6x | | | | | | |
| | | | | | | PUBALIBANK | 18,525 | 1.1% | 5.5x | 0.6x | | | | | | |
| | | | | | | CITYBANK | 18,211 | 1.1% | 4.5x | 0.8x | | | | | | |
| | | | | | | SEAPEARL | 18,067 | 1.1% | 69.4x | 20.2x | | | | | | |
| | | | | | | OLYMPIC | 17,642 | 1.0% | 20.8x | 3.4x | | | | | | |
| | | | | | | ROBI | 15,714 | 0.9% | 85.7x | 2.4x | | | | | | |
| | | | | | | ALARABANK | 14,483 | 0.9% | 14.6x | 1.1x | | | | | | |
| | | | | | | BSRMLTD | 14,210 | 0.8% | NM | 0.7x | | | | | | |
| | | | | | | PRIMEBANK | 13,766 | 0.8% | 5.7x | 0.7x | | | | | | |
| | | | | | | UPGDCL | 13,547 | 0.8% | 15.4x | 4.7x | | | | | | |
| | | | | | | | | | | | | | | | | |
| | | | | | | | | | | | | | | | | |
| | | | | | | | | | | | | | | | | |
| | | | | | | | | | | | | | | | | |
| | | | | | | | | | | | | | | | | |
| | | | | | | | | | | | | | | | | |
| | | | | | | | | | | | | | | | | |
| | | | | | | | | | | | | | | | | |
| | | | | | | | | | | | | | | | | |
| | | | | | | | | | | | | | | | | |
| | | | | | | | | | | | | | | | | |
| | | | | | | | | | | | | | | | | |
| | | | | | | | | | | | | | | | | |
| | | | | | | | | | | | | | | | | |
| | | | | | | | | | | | | | | | | |
| | | | | | | | | | | | | | | | | |
| | | | | | | | | | | | | | | | | |
| | | | | | | | | | | | | | | | | |
| | | | | | | | | | | | | | | | | |
| | | | | | | | | | | | | | | | | |
| | | | | | | | | | | | | | | | | |
| | | | | | | | | | | | | | | | | |
| | | | | | | | | | | | | | | | | |
| | | | | | | | | | | | | | | | | |
| | | | | | | | | | | | | | | | | |
| | | | | | | | | | | | | | | | | |
| | | | | | | | | | | | | | | | | |
| | | | | | | | | | | | | | | | | |
| | | | | | | | | | | | | | | | | |
| | | | | | | | | | | | | | | | | |
| | | | | | | | | | | | | | | | | |
| | | | | | | | | | | | | | | | | |
| | | | | | | | | | | | | | | | | |
| | | | | | | | | | | | | | | | | |
| | | | | | | | | | | | | | | | | |
| | | | | | | | | | | | | | | | | |
| | | | | | | | | | | | | | | | | |
| | | | | | | | | | | | | | | | | |
| | | | | | | | | | | | | | | | | |
| | | | | | | | | | | | | | | | | |
| | | | | | | | | | | | | | | | | |
| | | | | | | | | | | | | | | | | |
| | | | | | | | | | | | | | | | | |
| | | | | | | | | | | | | | | | | |
| | | | | | | | | | | | | | | | | |
| | | | | | | | | | | | | | | | | |
| | | | | | | | | | | | | | | | | |
| | | | | | | | | | | | | | | | | |
| | | | | | | | | | | | | | | | | |
| | | | | | | | | | | | | | | | | |
| | | | | | | | | | | | | | | | | |
| | | | | | | | | | | | | | | | | |

* NBFI Sector PE calculation methodology has been modified to reflect positive earnings only.
** The base of the Bond Index starts at 100, starting from Jan 13, 2022
Similarly, Treasury Bond Index starts at 100, starting from Oct 10, 2022

| Block Trade | Maximum Price (BDT) | Minimum Price (BDT) | Turnover (BDT Mn) | Quantity ('000) | No. of Trade |
|--------------|---------------------|---------------------|-------------------|-----------------|--------------|
| SEAPPEARL | 297.0 | 262.4 | 74.3 | 263 | 9 |
| AL-HAJTEX | 191.0 | 162.0 | 50.8 | 305 | 14 |
| ACMELAB | 79.0 | 77.0 | 34.0 | 440 | 10 |
| MHSMML | 26.3 | 25.6 | 31.6 | 1,234 | 2 |
| ACFL | 26.5 | 26.0 | 16.6 | 634 | 4 |
| OLYMPIC | 157.5 | 146.0 | 16.1 | 103 | 2 |
| SUNLIFEINS | 53.0 | 49.8 | 15.1 | 294 | 14 |
| ADNTEL | 149.0 | 136.0 | 14.4 | 103 | 4 |
| BSC | 123.5 | 123.5 | 12.4 | 100 | 1 |
| MARICO | 2,380.0 | 2,300.5 | 12.0 | 5 | 16 |
| SUMITPOWER | 30.6 | 30.6 | 11.6 | 379 | 5 |
| GEMINISEA | 675.0 | 648.9 | 10.5 | 16 | 2 |
| BATBC | 557.6 | 479.8 | 8.9 | 18 | 7 |
| PTL | 69.4 | 69.3 | 8.6 | 124 | 12 |
| AAMRANET | 73.0 | 72.5 | 8.2 | 112 | 3 |
| RELIANCINS | 55.4 | 55.4 | 6.2 | 112 | 1 |
| SQURPHARMA | 203.9 | 201.8 | 6.1 | 30 | 8 |
| GENNEXT | 6.0 | 6.0 | 5.8 | 960 | 1 |
| BEXIMCO | 117.0 | 104.1 | 4.4 | 42 | 4 |
| IPDC | 57.6 | 57.6 | 4.3 | 75 | 1 |
| HRTEX | 106.0 | 105.0 | 4.3 | 41 | 4 |
| LOVELLO | 41.5 | 41.5 | 4.3 | 103 | 2 |
| Total | | | 425.8 | | 185 |

Upcoming Corporate Events

| DSE Ticker | Right Share | Dividend | | Event | Date |
|------------|-------------|----------|------|-------------|-----------|
| | | Stock | Cash | | |
| UNIONBANK | | 5.0% | 0% | Record Date | 12-Apr-23 |
| CENTRALINS | | 0.0% | 15% | Record Date | 16-Apr-23 |
| UNITEDFIN | | 0.0% | 5% | Record Date | 16-Apr-23 |
| PHENIXINS | | 0.0% | 15% | Record Date | 17-Apr-23 |
| PRIMELIFE | | 0.0% | 2% | Record Date | 17-Apr-23 |
| DBH | | 2.0% | 15% | Record Date | 18-Apr-23 |
| UTTARABANK | | 14.0% | 14% | Record Date | 26-Apr-23 |
| PIONEERINS | | 5.0% | 25% | Record Date | 27-Apr-23 |
| SHAHJABANK | | 3.0% | 12% | Record Date | 27-Apr-23 |
| PRIMEBANK | | 0.0% | 18% | Record Date | 30-Apr-23 |
| IDLC | | 0.0% | 15% | Record Date | 2-May-23 |
| PARAMOUNT | | 0.0% | 10% | Record Date | 3-May-23 |
| EBL | | 12.5% | 13% | Record Date | 3-May-23 |
| PRAGATIINS | | 5.0% | 25% | Record Date | 10-May-23 |
| ICBIBANK | | 0.0% | 0% | Record Date | 11-May-23 |
| ASIAINS | | 0.0% | 11% | Record Date | 18-May-23 |

Important DSE News
KAY&QUE

(Q3 Un-audited): EPS was Tk. 0.11 for January-March 2023 as against Tk. 0.46 for January-March 2022; EPS was Tk. 0.36 for July 2022-March 2023 as against Tk. 0.69 for July 2021-March 2022. NOCFPS was Tk. 0.05 for July 2022-March 2023 as against Tk. 0.87 for July 2021-March 2022. NAV per share was Tk. 74.46 as on March 31, 2023 and Tk. 76.98 as on June 30, 2022.

The Company has informed that the Board of Directors of the company has decided to increase the paid-up capital of the Company from BDT 51,476,560.00 to BDT 68,559,309.00 as per the Scheme of Amalgamation duly approved by the Hon'ble High Court Division of the Supreme Court of Bangladesh vide judgment and order dated 11.03.2019 in Company Matter No. 256 of 2018, subject to necessary filing before the Bangladesh Securities and Exchange Commission. As per the Scheme of Amalgamation approved by the Honourable High Court Division of the Supreme Court of Bangladesh, the Company shall issue 1,708,275 new ordinary shares of BDT 10.00 each in favour of the existing shareholders of MultiSourcing Limited.

LEGACYFOOT

Refer to their earlier news disseminated by DSE on 13.11.2022 regarding decision to raise paid up capital through issuance of ordinary shares, the company has further informed that Bangladesh Securities and Exchange Commission has accorded its consent to raise the paid up capital of the company by Tk. 300,000,000 (Thirty Crore) through issuance of 30,000,000 ordinary shares of BDT 10.00 each from the existing and other than existing shareholders.

MIDASFIN

The company has informed that the Board of Directors has elected Mr. Ali Imam Majumder as the Chairman of the company.

GENNEXT

A.J Corporation Limited, a Corporate Director of the Company, has expressed its intention to buy 9,60,000 shares of the company at prevailing market price (in the Block Market) through Dhaka Stock Exchange Limited by April 30, 2023.

EGEN

eGeneration Solutions Limited, a Placement holder of the Company (where Mr. Shameem Ahsan is the Chairman and Ms. Syeda Kamrun Nahar Ahmed is the Managing Director of eGeneration Solutions Limited as well as Managing Director and Director of eGeneration Limited respectively) has expressed its intention to sell 10,00,000 shares of the company at prevailing market price (in public and block market) through Dhaka Stock Exchange Limited.

BDTHAI

The company has informed that the Board of Directors has appointed Maj. Gen. (LPR) Md Moshfequr Rahman, psc, ndc as Managing Director and CEO of the company with effect from April 02, 2023.

Disclaimer: This report has been prepared by BRAC EPL Stock Brokerage Ltd and is provided for information purposes. It is not, under any circumstances, to be used or considered as an offer to sell, or a solicitation of any offer to buy. Reasonable care has been taken to ensure that the information is not untrue and misleading. BRAC EPL Stock Brokerage Ltd makes no representation or warranty as to the accuracy or completeness of such information. All opinions and estimates included in this report constitute our judgment as of this date and are subject to change without notice.