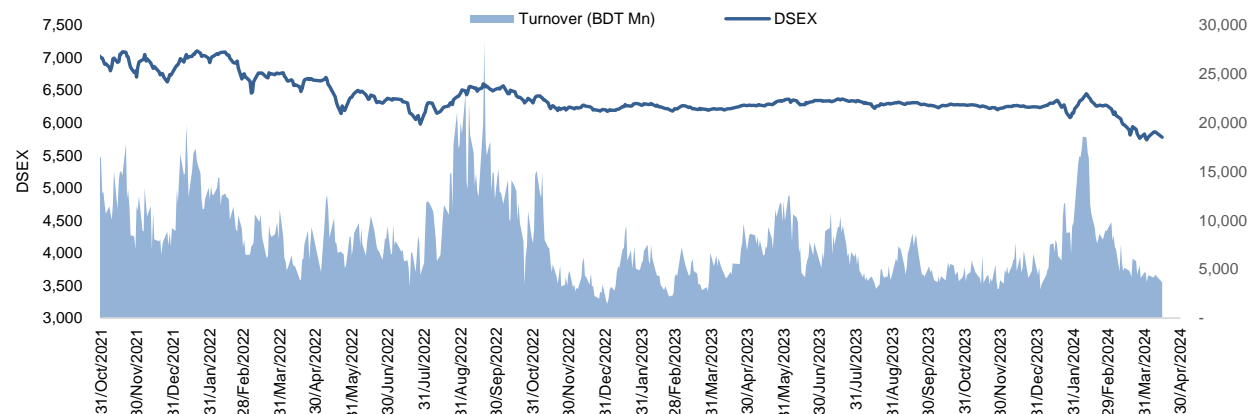


Daily Market Update

The market closed in red today. The benchmark index DSEX (-1.45%) lost 85.32 points and closed at 5,778.77. The blue-chip index DS30 (-0.86%), the Shariah-based index DSES (-1.27%), and the large-cap index CDSET (-1.32%) closed at 2,014.89, 1,266.02, and 1,089.11 points, respectively. All the large-cap sectors posted negative performance today. NBFI experienced the highest loss of 2.79% followed by Fuel & Power (-1.99%), Food & Allied (-1.95%), Engineering (-1.85%), Pharmaceutical (-1.24%), Bank (-1.07%), and Telecommunication (-0.98%), respectively. Block trades contributed 6.9% of the overall market turnover. Fu Wang Food Ltd. (+5.7%) was the most traded share with a turnover of BDT 142 million.



Index	Closing	Opening	Point Δ	%Δ	YTD %Δ
DSEX	5,778.77	5,864.09	-85.32	-1.45%	-7.5%
DS30	2,014.89	2,032.37	-17.48	-0.86%	-3.8%
DSES	1,266.02	1,282.30	-16.28	-1.27%	-7.2%
CDSET	1,089.11	1,103.63	-14.52	-1.32%	-9.5%

	Advanced	Declined	Unchanged	Total
All Category	32	336	27	395
A Category (Equity)	21	191	21	233
B Category (Equity)	6	96	3	105
N Category (Equity)	0	4	0	4
Z Category (Equity)	5	45	3	53
Mutual Funds	4	21	12	37
Corporate Bonds	1	0	1	2
Treasury Bonds	0	0	0	0

* Based on Traded Scrips

		Today	Last Day	Daily %Δ
Mcap	Mn BDT	6,795,516	6,847,349	-0.8%
	Mn USD	61,777	62,249	
Turnover	Mn BDT	3,675	4,438	-17.2%
	Mn USD	33	40	
Volume	Mn Shares	127	130	-2.8%
No. of Trade		116,016	124,992	-7.2%

* Average Interbank Exchange Rate is BDT 110.00 as of Apr 15, 2024

Fahim Hassan Research Analyst (880) 1709636546 fahim.hassan@bracepl.com	Foyisal Ahmed Research Associate (880) 1708805201 foysal.ahmed@bracepl.com
---	--

Figure: Sectorial Turnover (BDT Mn)

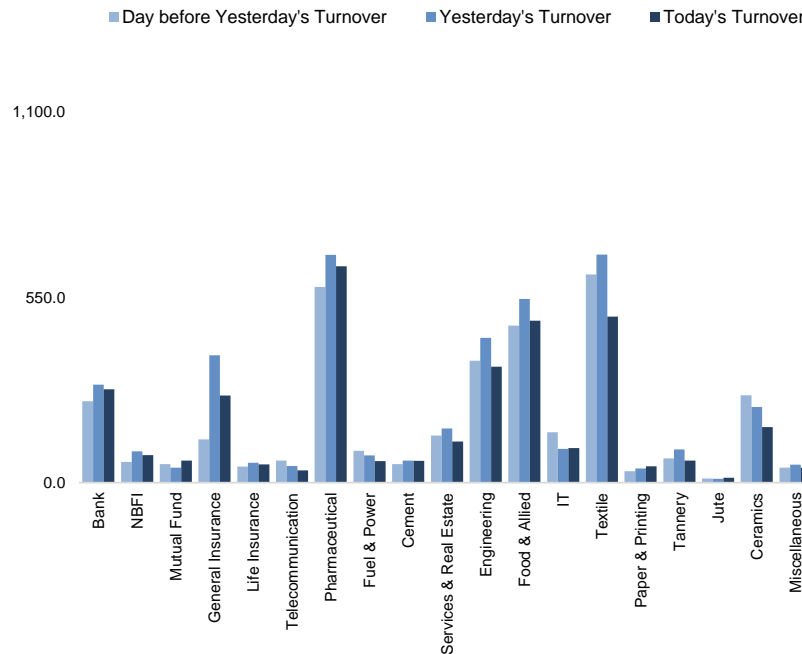
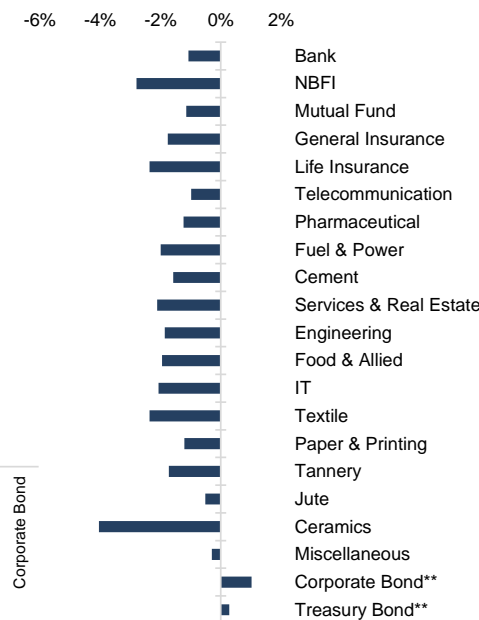


Figure: Sectorial Mcap Change



Market PE 16.1x

Market PB 1.3x

* Market P/E and P/BV calculation excludes Mutual Fund, Life Insurance, and NBL

Sector Index	Closing	Opening	Points Δ	%Δ	No. of Companies	Mcap (BDT Mn)	% of Total Mcap	Turnover (BDT Mn)	% of Total Turnover	PE	PB	Top Twenty Market Cap	Mcap (BDT Mn)	% of Total Mcap	Turnover (BDT Mn)	PE	PB	
Bank	1,408	1,423	-15.28	-1.07%	36	662,462	9.8%	277.0	8.1%	11.6x	0.7x	GP	322,587	8.3%	8.3	9.8x	4.8x	
NBFI	1,272	1,309	-36.58	-2.79%	23	123,151	1.8%	81.2	2.4%	NM	NM	BATBC	215,730	5.5%	36.0	12.1x	4.0x	
Mutual Fund	723	731	-8.33	-1.14%	37	33,756	0.5%	65.1	1.9%	NM	0.7x	WALTONHIL	200,296	5.1%	1.5	18.1x	1.9x	
General Insurance	3,485	3,547	-62.19	-1.75%	43	100,955	1.5%	258.2	7.5%	18.4x	1.6x	SQRUPHARMA	191,473	4.9%	76.3	9.8x	1.6x	
Life Insurance	2,099	2,149	-50.77	-2.36%	15	55,792	0.8%	53.8	1.6%	NM	NM	ROBI	137,758	3.5%	23.5	43.1x	2.1x	
Telecommunication	4,167	4,208	-41.14	-0.98%	3	482,508	7.1%	36.1	1.1%	12.5x	3.3x	BEXIMCO	103,842	2.7%	0.0	NM	1.2x	
Pharmaceutical	3,347	3,389	-41.88	-1.24%	33	638,950	9.4%	641.9	18.8%	17.4x	1.9x	RENATA	92,583	2.4%	5.2	43.8x	2.9x	
Fuel & Power	1,297	1,323	-26.38	-1.99%	23	333,376	4.9%	63.7	1.9%	24.3x	0.8x	BERGERPBL	82,594	2.1%	5.6	25.4x	6.1x	
Cement	2,428	2,467	-38.94	-1.58%	7	115,965	1.7%	64.6	1.9%	16.2x	2.4x	UPGDCL	80,810	2.1%	4.0	11.8x	2.6x	
Services & Real Estate	1,669	1,705	-35.95	-2.11%	9	92,257	1.4%	121.8	3.6%	23.3x	0.7x	LHBL	77,928	2.0%	52.5	13.1x	3.5x	
Engineering	3,284	3,346	-62.03	-1.85%	42	379,415	5.6%	343.8	10.1%	17.2x	1.2x	BRACBANK	60,492	1.6%	14.9	7.9x	0.9x	
Food & Allied	17,851	18,205	-354.22	-1.95%	21	327,744	4.8%	480.9	14.1%	17.0x	5.4x	BXPHARMA	52,775	1.4%	19.3	10.7x	1.2x	
IT	2,898	2,958	-60.96	-2.06%	11	38,120	0.6%	102.5	3.0%	31.7x	2.5x	ISLAMIBANK	52,486	1.3%	0.0	8.5x	0.7x	
Textile	1,355	1,388	-32.75	-2.36%	58	140,563	2.1%	492.8	14.4%	NM	0.9x	ICB	48,913	1.3%	0.6	NM	1.1x	
Paper & Printing	9,023	9,133	-109.75	-1.20%	6	41,395	0.6%	48.1	1.4%	60.7x	2.0x	BEACONPHAR	48,441	1.2%	32.3	73.3x	7.7x	
Tannery	2,642	2,689	-46.31	-1.72%	6	28,941	0.4%	65.6	1.9%	38.1x	2.7x	DUTCHBANGL	41,061	1.1%	1.8	7.4x	0.9x	
Jute	17,626	17,717	-91.06	-0.51%	3	4,130	0.1%	14.4	0.4%	NM	NM	UNILEVERCL	38,448	1.0%	0.2	40.0x	16.3x	
Ceramics	609	634	-25.60	-4.04%	5	27,035	0.4%	164.9	4.8%	40.8x	1.6x	BESTHLDNG	37,920	1.0%	61.2	28.8x	0.7x	
Miscellaneous	4,441	4,454	-12.95	-0.29%	15	241,969	3.6%	44.3	1.3%	39.3x	1.9x	EBL	32,595	0.8%	9.6	5.3x	0.8x	
Corporate Bond**	4,401	4,356	+44.51	+1.02%	16	42,709	0.6%	0.0	0.0%	NM	NM	OLYMPIC	29,991	0.8%	7.2	18.1x	3.0x	
Treasury Bond**	76	76	+0.21	+0.28%	237	2,870,179	42.3%	0.0	0.0%	NM	NM							

Top Ten Gainers	Close Price (BDT)	Δ%	Turnover (BDT Mn)	PE	PB	Top Twenty Free Float Mcap	Free Float Mcap (BDT Mn)	% of Total Free Float Mcap	PE	PB	Most Traded Share	Close Price (BDT)	Δ%	Turnover (BDT Mn)	PE	PB
DESHBANDHU	38.3	+7.3%	62.3	66.0x	1.2x	SQRUPHARMA	121,789	7.0%	9.8x	1.6x	FUWANGFOOD	31.7	+5.7%	142.2	NM	13.2x
1STPRIMFMF	37.1	+6.3%	28.3	NM	3.5x	BATBC	74,086	4.3%	12.1x	4.0x	MALEKSPIN	36.6	-4.7%	123.7	16.3x	0.7x
FUWANGFOOD	31.7	+5.7%	142.2	NM	13.2x	BEXIMCO	69,196	4.0%	NM	1.2x	KARNAPHULI	45.4	+4.4%	115.7	26.9x	2.1x
KARNAPHULI	45.4	+4.4%	115.7	26.9x	2.1x	RENATA	68,042	3.9%	43.8x	2.9x	LOVELLO	60.7	-1.5%	106.3	56.2x	4.9x
MIDLANDBNK	15.1	+4.1%	47.5	11.9x	1.2x	BXPHARMA	45,564	2.6%	10.7x	1.2x	SPCERAMICS	41.3	-5.7%	102.5	NM	1.3x
NEWLIN	43.9	+3.8%	0.1	23.2x	1.8x	GP	38,700	2.2%	9.8x	4.8x	KOHINOOR	539.5	+2.6%	100.7	50.8x	9.7x
PARAMOUNT	56.9	+3.6%	8.5	32.9x	2x	BEACONPHAR	34,036	2.0%	73.3x	7.7x	AIL	112.5	+2.8%	99.6	53.6x	4.6x
BIFC	6.8	+3%	0.0	NM	NM	ISLAMIBANK	33,649	1.9%	8.5x	0.7x	CENTRALPHL	26.8	-2.2%	94.3	NM	4.9x
AIL	112.5	+2.8%	99.6	53.6x	4.6x	BRACBANK	30,964	1.8%	7.9x	0.9x	ASIATICLAB	41.5	-4.2%	86.3	21.9x	0.8x
KOHINOOR	539.5	+2.6%	100.7	50.8x	9.7x	LHBL	28,853	1.7%	13.1x	3.5x	ORIONINFU	522.1	-3.5%	81.5	NM	35.9x

Top Ten Losers	Close Price (BDT)	Δ%	Turnover (BDT Mn)	PE	PB	Top Twenty Free Float Mcap	Free Float Mcap (BDT Mn)	% of Total Free Float Mcap	PE	PB	Block Trade	Maximum Price (BDT)	Minimum Price (BDT)	No. of Trade	Quantity ('000)	Turnover (BDT Mn)
ANLIMAYARN	39.5	-7.9%	4.3	NM	3.8x	PUBALIBANK	18,457	1.1%	4.4x	0.6x	NBL	7.5	7.5	7.0	17,380	130.35
MAKSONSPIN	13.1	-6.4%	22.8	NM	1x	CITYBANK	18,190	1.0%	4.3x	0.7x	ICBSONALI1	10.4	10.4	1.0	2,400	24.96
METROSPIN	19.7	-6.2%	14.1	NM	1.3x	OLYMPIC	16,818	1.0%	18.1x	3.0x	EGEN	32.0	31.5	3.0	599	19.09
SHYAMPSUG	178.3	-6.2%	3.1	NM	NM	ROBI	15,714	0.9%	43.1x	2.1x	BESTHLDNG	40.2	37.0	2.0	232	8.98
DBH	39.5	-6.0%	7.7	8.0x	0.9x	BSRMLTD	14,210	0.8%	4.5x	0.6x	BEACONPHAR	211.7	211.7	1.0	36	7.57
ZAHINTEX	6.4	-5.9%	0.2	NM	0.9x	BESTHLDNG	14,098	0.8%	28.8x	0.7x	FINEFOODS	190.0	170.6	3.0	40	6.98
ACTIVEFINE	14.6	-5.8%	3.8	NM	0.7x	PRIMEBANK	13,962	0.8%	5.3x	0.7x	AIL	105.0	103.0	3.0	63	6.55
NBL	6.5	-5.8%	4.6	NM	0.7x	UPGDCL	13,547	0.8%	11.8x	2.6x	NPOLYMER	46.5	46.5	1.0	100	4.65
SPCERAMICS	41.3	-5.7%	102.5	NM	1.3x	SUMITPOWER	13,369	0.8%	11.7x	0.6x	NHFIL	31.0	31.0	1.0	144	4.46
NAVANACNG	25.2	-5.6%	3.4	NM	0.8x						QUASEMIND	42.4	42.4	1.0	100	4.24

* NBFI Sector PE calculation methodology has been modified to reflect positive earnings only.
 ** The base of the Bond Index starts at 100, starting from Jan 13, 2022.
 Similarly, Treasury Bond Index starts at 100, starting from Oct 10, 2022

Block Trade	Maximum Price (BDT)	Minimum Price	Turnover (BDT Mn)	Quantity ('000)	No. of Trade
NBL	7.5	7.5	130.3	17,380	7
ICBSONALI1	10.4	10.4	25.0	2,400	1
EGEN	32.0	31.5	19.1	599	3
BESTHLDNG	40.2	37.0	9.0	232	2
BEACONPHAR	211.7	211.7	7.6	36	1
FINEFOODS	190.0	170.6	7.0	40	3
AIL	105.0	103.0	6.5	63	3
NPOLYMER	46.5	46.5	4.7	100	1
NHFIL	31.0	31.0	4.5	144	1
QUASEMIND	42.4	42.4	4.2	100	1
ASIATICLAB	43.5	43.5	3.0	70	1
CITYBANK	24.6	24.6	3.0	123	2
IBP	15.8	15.8	2.9	186	1
EHL	77.4	77.4	2.7	36	1
BSC	105.5	105.5	2.6	25	1
EBL	26.0	26.0	2.1	82	2
NAVANAPHAR	96.0	96.0	2.1	22	1
AFTABAUTO	42.6	42.0	1.9	46	2
BERGERPBL	1,820.0	1,770.0	1.8	1	2
KOHINOOR	537.0	531.0	1.3	2	2
MAKSONSPIN	14.5	14.5	1.2	85	2
MARICO	2,460.0	2,460.0	1.2	1	1
Total			254.4		55

Important DSE News

MERCANBANK

The company has informed that Bangladesh Bank has given consent to the company for declaring dividend for the year ended December 31, 2023.

SSSTEEL

The company has informed that the Board of Directors of the company in its meeting held on April 09, 2024 has approved, among other issues, the proposal for issuance of Convertible Bonds amounting to BDT 5,000,000,000.00 (In word: five hundred crores only) (in face value) through private placement, subject to the approval of the regulatory authorities, with following key features: Issue Type- Unsecured, Convertible or Redeemable Coupon Bearing Bond, Tenure- 7 years, i.e. 84 months from the Issuance Date, Use of Proceeds- Repayment of Bank loan and Balancing, Modernization, Rehabilitation, and Expansion (BMRE) of the existing project.

Upcoming Corporate Events

DSE Ticker	Right Share	Dividend		Event	Date
		Stock	Cash		
ACMEPL		0.0%	0%	Record Date	22-Apr-24
CITYBANK		10.0%	15%	Record Date	24-Apr-24
AGRANINS		0.0%	12%	Record Date	24-Apr-24
IPDC		5.0%	5%	Record Date	24-Apr-24
RECKITBEN		0.0%	550%	Record Date	25-Apr-24
CENTRALINS		0.0%	12%	Record Date	30-Apr-24
PARAMOUNT		0.0%	10%	Record Date	6-May-24
BRACBANK		10.0%	10%	Record Date	7-May-24
ICBIBANK		0.0%	0%	Record Date	9-May-24

Disclaimer: This report has been prepared by BRAC EPL Stock Brokerage Ltd and is provided for information purposes. It is not, under any circumstances, to be used or considered as an offer to sell, or a solicitation of any offer to buy. Reasonable care has been taken to ensure that the information is not untrue and misleading. BRAC EPL Stock Brokerage Ltd makes no representation or warranty as to the accuracy or completeness of such information. All opinions and estimates included in this report constitute our judgment as of this date and are subject to change without notice.