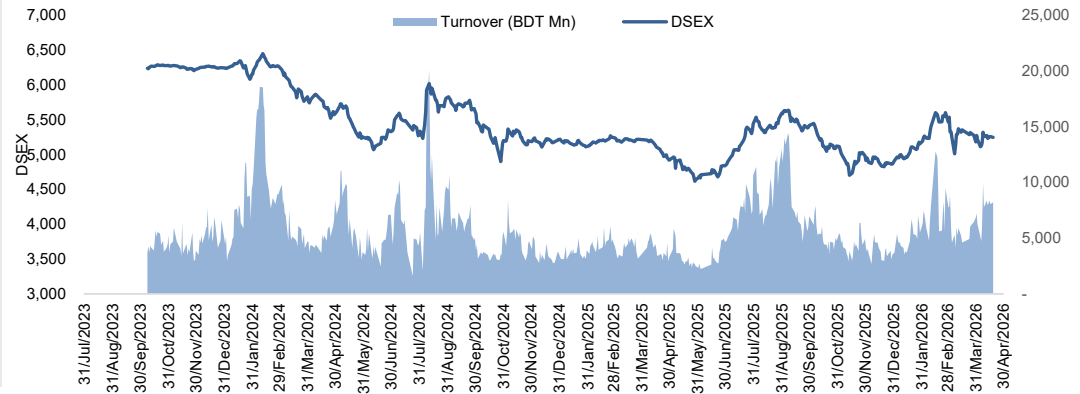


Daily Market Update

The market closed in red today. The benchmark index DSEX (-0.18%) lost 9.3 points and closed at 5,247.54. The blue-chip index DS30 (+0.00%), the Shariah-based index DSES (-0.40%), and the large-cap index CDSET (-0.14%) closed at 1,990.31, 1,062.22, and 1,066.31 points, respectively. All the large-cap sectors posted negative performance today. NBF1 experienced the highest loss of 0.44% followed by Food & Allied (-0.42%), Fuel & Power (-0.40%), Telecommunication (-0.24%), Engineering (-0.23%), Bank (-0.22%), and Pharmaceutical (-0.10%), respectively. Block trades contributed 4.8% of the overall market turnover. City Bank PLC. (+2.6%) was the most traded share with a turnover of BDT 363 million.



Index	Closing	Opening	Point Δ	%Δ	YTD %Δ
DSEX	5,247.54	5,256.84	-9.30	-0.18%	+7.9%
DS30	1,990.31	1,990.23	+0.09	+0.00%	+7.4%
DSES	1,062.22	1,066.44	-4.22	-0.40%	+6.1%
CDSET	1,066.31	1,067.76	-1.45	-0.14%	+6.1%

	Advanced	Declined	Unchanged	Total
All Category	125	223	56	404
A Category (Equity)	78	111	28	217
B Category (Equity)	23	48	9	80
N Category (Equity)	0	0	0	0
Z Category (Equity)	24	64	19	107
Mutual Funds	8	12	14	34
Corporate Bonds	1	2	0	3
Treasury Bonds	1	13	2	16

* Based on Traded Scripts

		Today	Last Day	Daily %Δ
Mcap	Mn BDT	6,847,234	6,856,316	-0.1%
	Mn USD	55,973	56,048	
Turnover	Mn BDT	8,192	8,062	+1.6%
	Mn USD	67	66	
Volume	Mn Shares	288	317	-9.0%
No. of Trade		214,241	222,104	-3.5%

* Average Interbank Exchange Rate is BDT 122.33 as of Apr 19, 2026

Fahim Hassan Research Analyst (880) 1709636546 fahim.hassan@bracepl.com	Tasviha Taher Trishila Research Associate (880) 1730701733 tasviha.trishila@bracepl.com
---	---

Figure: Sectorial Turnover (BDT Mn)

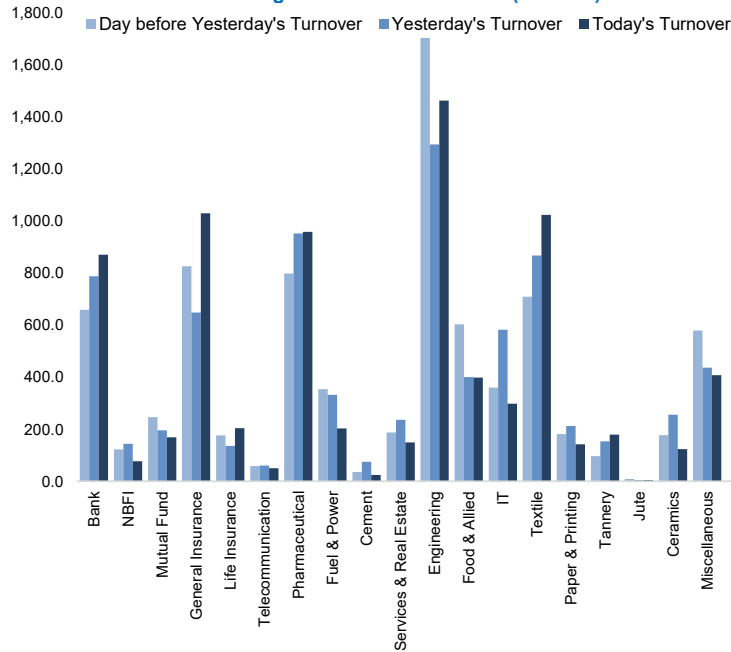
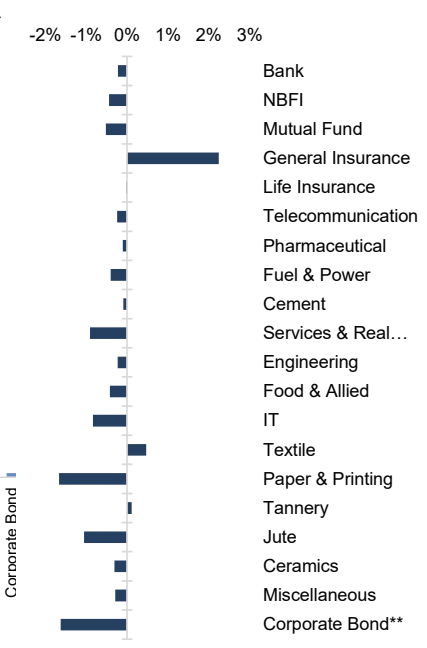


Figure: Sectorial Mcap Change



Market PE 15.0x
Market PB 1.6x

* Market P/E and P/BV calculation excludes Mutual Fund, Life Insurance, selected NBFIs and Banks

Sector Index	Closing	Opening	Points Δ	%Δ	No. of Companies	Mcap (BDT Mn)	% of Total Mcap	Turnover (BDT Mn)	% of Total Turnover	PE	PB	Top Twenty Market Cap	Mcap (BDT Mn)	% of Total Mcap	Turnover (BDT Mn)	PE	PB
Bank	1,543	1,546	-3.37	-0.22%	36	720,117	10.5%	870.9	11.2%	9.6x	0.7x	GP	327,178	9.6%	15.6	11.1x	5.8x
NBFI	974	978	-4.28	-0.44%	23	92,076	1.3%	77.0	1.0%	NM	0.9x	SQRPHARMA	188,016	5.5%	44.2	7.2x	1.3x
Mutual Fund	534	537	-2.79	-0.52%	36	25,734	0.4%	169.3	2.2%	NM	0.5x	ROBI	148,757	4.4%	28.5	15.9x	2.1x
General Insurance	3,375	3,301	+74.12	+2.25%	43	95,268	1.4%	1,030.3	13.2%	15.4x	1.4x	BRACBANK	141,555	4.2%	44.1	9.0x	1.4x
Life Insurance	1,717	1,717	-0.42	-0.02%	15	48,396	0.7%	204.0	2.6%	NM	NM	WALTONHIL	124,825	3.7%	5.0	11.2x	1.0x
Telecommunication	4,324	4,334	-10.49	-0.24%	3	501,709	7.3%	50.3	0.6%	12.1x	3.5x	BATBC	116,694	3.4%	11.8	20.0x	2.1x
Pharmaceutical	2,978	2,981	-3.02	-0.10%	34	562,167	8.2%	959.0	12.3%	11.7x	1.5x	BEXIMCO	103,850	3.0%	0.0	NM	1.3x
Fuel & Power	1,029	1,033	-4.12	-0.40%	23	271,561	4.0%	203.5	2.6%	9.3x	0.6x	MARICO	86,893	2.6%	6.4	13.8x	29.9x
Cement	1,903	1,904	-1.67	-0.09%	7	89,524	1.3%	24.1	0.3%	17.6x	2.0x	BERGERPBL	68,331	2.0%	2.3	20.5x	3.7x
Services & Real Estate	1,019	1,028	-9.34	-0.91%	9	55,452	0.8%	149.1	1.9%	19.7x	0.4x	UPGDCL	67,534	2.0%	1.7	6.3x	1.5x
Engineering	2,469	2,475	-5.69	-0.23%	42	276,745	4.0%	1,463.7	18.8%	15.5x	0.8x	LHB	58,649	1.7%	9.2	11.5x	3.1x
Food & Allied	12,109	12,159	-50.61	-0.42%	21	221,053	3.2%	398.7	5.1%	31.6x	3.4x	BXPHARMA	52,195	1.5%	37.3	8.2x	1.1x
IT	2,034	2,051	-17.11	-0.83%	11	26,932	0.4%	298.3	3.8%	30.1x	1.7x	CITYBANK	48,071	1.4%	363.2	3.6x	0.8x
Textile	1,150	1,144	+5.41	+0.47%	58	119,576	1.7%	1,024.1	13.1%	NM	0.8x	RENATA	47,943	1.4%	2.3	18.9x	1.3x
Paper & Printing	4,548	4,625	-76.89	-1.66%	6	21,303	0.3%	142.2	1.8%	NM	1.3x	PUBALIBANK	47,633	1.4%	2.3	7.7x	0.6x
Tannery	1,977	1,975	+2.26	+0.11%	6	22,961	0.3%	179.4	2.3%	NM	1.4x	EBL	42,289	1.2%	147.3	5.1x	0.8x
Jute	10,415	10,526	-110.74	-1.05%	3	2,272	0.0%	4.6	0.1%	NM	NM	UNILEVERCL	39,817	1.2%	0.5	50.1x	17.8x
Ceramics	411	412	-1.25	-0.30%	5	18,573	0.3%	123.5	1.6%	NM	1.2x	DUTCHBANGL	38,765	1.1%	13.6	7.9x	0.7x
Miscellaneous	3,924	3,935	-11.21	-0.28%	15	213,060	3.1%	407.7	5.2%	88.7x	1.7x	PRIMEBANK	38,067	1.1%	18.2	4.2x	0.8x
Corporate Bond**	17,612	17,903	-290.12	-1.62%	16	38,863	0.6%	0.2	0.0%	NM	NM	ICB	31,655	0.9%	1.6	NM	1.1x
Treasury Bond**	2,231	2,233	-1.75	-0.08%	232	3,427,513	50.0%	18.6	0.2%	NM	NM						

Top Ten Gainers	Close Price (BDT)	Δ%	Turnover (BDT Mn)	PE	PB	Top Twenty Free Float Mcap	Free Float Mcap (BDT Mn)	% of Total Free Float Mcap	PE	PB	Most Traded Share	Close Price (BDT)	Δ%	Turnover (BDT Mn)	PE	PB
RUNNERAUTO	43.1	+9.9%	215.6	28.2x	0.7x	SQRPHARMA	107,978	7.3%	7.2x	1.3x	CITYBANK	31.6	+2.6%	363.2	3.6x	0.8x
JANATAINS	36.5	+9.9%	55.2	35.2x	2.4x	BRACBANK	83,808	5.6%	9.0x	1.4x	PTL	61.8	+4.0%	222.6	9.8x	1.4x
SONARBAINS	31.3	+9.8%	45.5	62.6x	1.6x	ISLAMIBANK	69,909	4.7%	NM	0.8x	KBPPWBIL	51.4	-3.6%	219.8	91.8x	4.4x
PRIMETEX	20.4	+9.7%	6.2	NM	0.3x	BEXIMCO	69,465	4.7%	NM	1.3x	RUNNERAUTO	43.1	+9.9%	215.6	28.2x	0.7x
MEGHNAPEP	35.7	+9.2%	29.6	NM	0.5x	WALTONHIL	42,462	2.9%	11.2x	1.0x	ACMEPL	25.5	-1.9%	203.0	NM	1.6x
PF1STMF	7.5	+8.70%	22.9	NM	1.3x	BXPHARMA	37,466	2.5%	8.2x	1.1x	DOMINAGE	56.9	+4.4%	196.3	NM	3.3x
ASIATICLAB	96.2	+8.5%	141.1	25.9x	2x	PUBALIBANK	35,321	2.4%	7.7x	0.6x	GOLDENSON	15.4	+4.1%	150.3	NM	1.0x
FAREASTFIN	2.8	+7.7%	8.0	NM	NM	GP	34,298	2.3%	11.1x	5.8x	TECHNODRUG	38.0	+7.0%	148.3	NM	1.2x
PREMIERLEA	2.8	+7.7%	3.5	NM	NM	CITYBANK	33,789	2.3%	3.6x	0.8x	EBL	26.5	-0.7%	147.3	5.1x	0.8x
AGRANINS	22.6	+7.6%	9.2	NM	1.2x	BATBC	32,608	2.2%	20.0x	2.1x	MIRAKHTER	37.4	+2.7%	143.1	24.0x	0.7x

Top Ten Losers	Close Price (BDT)	Δ%	Turnover (BDT Mn)	PE	PB	RENATA	LHB	PRIMEBANK	OLYMPIC	UTTARABANK	ALARABANK	ROBI	NBL	BEACONPHAR	Block Trade	Maximum Price (BDT)	Minimum Price (BDT)	No. of Trade	Quantity ('000)	Turnover (BDT Mn)
POPULAR1MF	3.0	-6.3%	3.5	NM	0.3x	24,247	22,917	22,766	20,155	17,787	16,914	16,657	14,501	14,379	PTL	65.3	54.0	18.0	1,158	64.48
BDAUTOCA	233.4	-5.6%	89.4	NM	32x	1.6%	1.5%	1.5%	1.4%	1.2%	1.1%	1.1%	1.0%	1.0%	ALARABANK	15.4	15.4	1.0	2,500	38.50
SILVAPHL	11.2	-4.7%	0.6	NM	NM	18.9x	11.5x	4.2x	14.0x	NM	40.4x	15.9x	NM	NM	UTTARABANK	25.1	25.1	1.0	1,534	38.50
MEGHNACEM	32.1	-4.7%	0.6	NM	NM	5.1x	0.8x	2.2x	2.2x	NM	0.7x	2.1x	NM	NM	CITYGENINS	108.5	91.0	4.0	291	28.92
DBH1STMF	4.7	-4.1%	2.3	NM	0.5x	18.9x	11.5x	4.2x	14.0x	NM	0.7x	2.1x	NM	NM	DOMINAGE	55.5	55.5	1.0	520	28.86
SEMIFBSLGF	5.3	-3.6%	1.2	NM	0.5x	1.5%	1.5%	1.5%	1.4%	1.2%	1.1%	1.0%	1.0%	1.0%	KDSALTD	51.0	50.0	7.0	480	24.45
BDTHAIFOOD	18.8	-3.6%	70.2	NM	1.6x	1.5%	1.5%	1.5%	1.4%	1.2%	1.1%	1.0%	1.0%	1.0%	PIONEERINS	61.0	61.0	3.0	350	21.35
KBPPWBIL	51.4	-3.6%	219.8	91.8x	4.4x	1.5%	1.5%	1.5%	1.4%	1.2%	1.1%	1.0%	1.0%	1.0%	WALTONHIL	377.4	364.5	4.0	50	18.77
PDL	5.5	-3.5%	2.1	NM	0.4x	1.5%	1.5%	1.5%	1.4%	1.2%	1.1%	1.0%	1.0%	1.0%	ASIATICLAB	92.0	86.4	7.0	173	15.70
ICBIBANK	2.8	-3.4%	0.5	NM	NM	1.5%	1.5%	1.5%	1.4%	1.2%	1.1%	1.0%	1.0%	1.0%	APEXSPINN	250.1	250.0	3.0	60	15.09

* Bank and NBFI sector PE calculation methodology has been modified.
 ** The base of the Bond Index starts at 100, starting from Jan 13, 2022.
 Similarly, Treasury Bond Index starts at 100, starting from Oct 10, 2022

Block Trade	Maximum Price (BDT)	Minimum Price	Turnover (BDT Mn)	Quantity ('000)	No. of Trade
PTL	65.3	54.0	64.5	1,158	18
ALARABANK	15.4	15.4	38.5	2,500	1
UTTARABANK	25.1	25.1	38.5	1,534	1
CITYGENINS	108.5	91.0	28.9	291	4
DOMINAGE	55.5	55.5	28.9	520	1
KDSALTD	51.0	50.0	24.5	480	7
PIONEERINS	61.0	61.0	21.4	350	3
WALTONHIL	377.4	364.5	18.8	50	4
ASIATICLAB	92.0	86.4	15.7	173	7
APEXSPINN	250.1	250.0	15.1	60	3
GQBALLPEN	597.2	565.0	14.5	25	3
CAPMBDBLMF	13.1	12.5	8.7	686	11
LEGACYFOOT	72.0	72.0	7.2	100	2
FEKDIL	14.2	14.2	6.0	421	1
BDLAMPS	143.5	143.5	5.7	40	1
SUNLIFEINS	70.7	70.7	5.2	74	1
ASIAINS	44.5	44.5	4.2	94	2
HAMI	165.0	165.0	4.1	25	3
FINEFOODS	470.0	465.0	4.0	8	4
ICBEPMF1S1	5.4	5.3	3.7	680	4
SAIHAMCOT	19.9	19.6	3.0	150	2
DAFODILCOM	109.0	101.5	2.8	27	3
Total			393.5		115

Important DSE News
BNICL

The Board of Directors has recommended 22% Cash Dividend for the year ended December 31, 2025. Date of AGM: 23.06.2026, Time: 12:00 PM, Venue: Digital Platform. Record Date: 13.05.2025. The Company has also reported EPS of Tk. 4.81, NAV per share of Tk. 31.26 and NOCFPS of Tk. 4.10 for the year ended December 31, 2025 as against Tk. 4.19, Tk. 28.45 and Tk. 6.71 respectively for the year ended December 31, 2024.

CENTRALINS

The Board of Directors has recommended 12% Cash Dividend for the year ended December 31, 2025. Date of AGM: 18.06.2026, Time: 11:00 AM, Venue/Mode: Digital Platform (Link will be communicated with AGM Notice). Record Date: 20.05.2026. The Company has also reported EPS of Tk. 1.87, NAV per share of Tk. 50.69 and NOCFPS of Tk. 1.64 for the year ended December 31, 2025 as against Tk. 1.85, Tk. 50.17 and Tk. 1.50 respectively for the year ended December 31, 2024.

BDLAMPS

(Q3 Un-audited): EPS was Tk. 0.26 for January-March 2026 as against Tk. 0.11 for January-March 2025; EPS was Tk. (0.83) for July 2025-March 2026 as against Tk. (5.46) for July 2024-March 2025. NOCFPS was Tk. 3.11 for July 2025-March 2026 as against Tk. (17.32) for July 2024-March 2025. NAV per share was Tk. 46.84 as on March 31, 2026 and Tk. 44.24 as on March 31, 2025. (cont.)

Upcoming Corporate Events

DSE Ticker	Right Share	Dividend		Event	Date
		Stock	Cash		
IDLC		5.0%	15.0%	Record Date	19-Apr-26
PARAMOUNT		0.0%	10.0%	Record Date	21-Apr-26
PRIMEBANK		5.0%	25.0%	Record Date	28-Apr-26
LINDEBD		0.0%	100.0%	Record Date	29-Apr-26
SHAHJABANK		0.0%	13.0%	Record Date	30-Apr-26
CITYBANK		15.0%	15.0%	Record Date	3-May-26
NITOLINS		0.0%	10.0%	Record Date	10-May-26
PRAGATIINS		3.0%	27.0%	Record Date	12-May-26

Disclaimer: This report has been prepared by BRAC EPL Stock Brokerage Ltd and is provided for information purposes. It is not, under any circumstances, to be used or considered as an offer to sell, or a solicitation of any offer to buy. Reasonable care has been taken to ensure that the information is not untrue and misleading. BRAC EPL Stock Brokerage Ltd makes no representation or warranty as to the accuracy or completeness of such information. All opinions and estimates included in this report constitute our judgment as of this date and are subject to change without notice.